

CATALOG #	TYPE	
JOB NAME	WATTAGE	VOLTAGE

Lighting for Patient Spaces

Strait Static and Tunable White Slot Light

2.5" Recessed • Delivers Up To 1200 Lumens Per Foot • Asymmetric

Distributions Available • LM-80 Qualified • LM-79 Certified

Specifications

Luminaire Features

- Linear slot light with integral driver
- Shallow extruded aluminum housing; optional IP66-rated housing and frame
- White finish standard, or see options below
- Color temperature: see chart below; CRI: 90+
- 60,000 Hour Rated Life for Static White, 50,000 Hour Rated Life for Tunable White (L70**)

LED Driver - INTERNAL

- Indoor/Outdoor: -30°C to 60°C (-22°F to 140°F)
- 0-10V CCR 1.0% dimming standard
- 120-277 volt

Trim/Lens Assembly

- ½" flanged trim

- Impact-resistant extruded lens with integral snap and diffusion mounting features, uniform distribution
- Optional IP66 rated trim and lens for locations that need additional protection


Installation

- Mounts to grid ceiling, or see Option -NCB for installation in a hard ceiling
- Indoor/outdoor in ceilings up to 1⅞" thick

UL, C-UL (Canada) Listings

- Damp, dry locations, covered ceilings

PRL-02SWM



Five Year Limited Warranty

- Complete standard fixture

Declare.



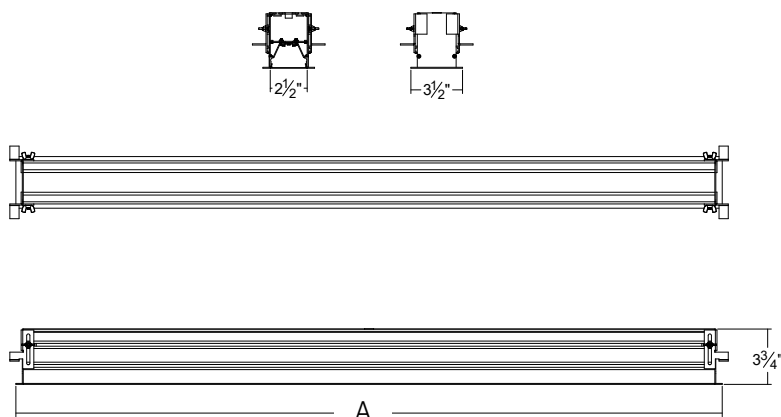
Options and Ordering Configuration

(Example: PRL-02SWM-8FT-DD-35K-BG)

Must Specify							Optional		
Model	Length	Lumens/FT	Beam	CCT & CRI	Dimming	Mounting	Trim Options	Emergency	Other Options
PRL-02SWM									
	-2FT -4FT -6FT -8FT -10FT -12FT Consult factory for longer lengths	-1200L -1000L -750L -500L -XXXXL* *Specify lumens/ft desired between 500L and 2000L; Consult factory for Tunable White Options	-DD: Direct distribution -AS: Asymmetric	-30K: 3000°K, 90+ CRI -35K: 3500°K, 90+ CRI -40K: 4000°K, 90+ CRI -6527: Tunable white: 6500°K - 2700°K, 80+ CRI; Available up to 1000 lumens/ft	(Blank) 0-10V dimming to 1% for static white -D2: 0-10V 0.1% dimming instead -D7: DALI dual drive 0.1% dimming driver instead -TW: Dual 0-10V Tunable White control with 1.0% dimming; Available with -6527 only -TW7: DALI dual drive 0.1% tunable white dimming driver instead; Available with -6527 only -TW8: DALI DT8 dual drive 0.1% tunable white dimming driver instead; Available with -6527 only	-TG: T-grid ceiling; When used in conjunction with option -I66, grid must be flush (no tegular grids), Consult factory for -I66 -TG combination -NCB: New construction mounting bracket for hard ceiling installation	(Blank): Standard white enamel trim with diffusing lens Trim Finishes -35T: Silver enamel -37T: Dark bronze enamel -38T: Black enamel -BG: BioGard™ anti-microbial white -BKBG: BioGard™ anti-microbial black -94: Custom color; consult factory -94BG: BioGard™ anti-microbial custom color finish Other Trim/Lens Features -45: Gasket between trim & ceiling -I66: IP66 rated trim and lens; Meets ASTM E283 restricted airflow of 2CFM; Natatorium rated; Not available for -8FT, -10FT, -12FT -NS: NSF approved fixture; Must also specify option -I66 for NSF Rating; Not available for -8FT, -10FT, -12FT	(Blank): None -EI: Remote emergency inverter for 100% of rated lumens; 90+ minutes; 120V or 277V, 60Hz input only; specify voltage	(Blank): None -99: Special modification; consult factory -AWN: Athena Wireless Node; Consult Factory *Note: For other integrated control solutions, such as nLight, contact factory

Dimensions (4 ft length shown)

Standard Version



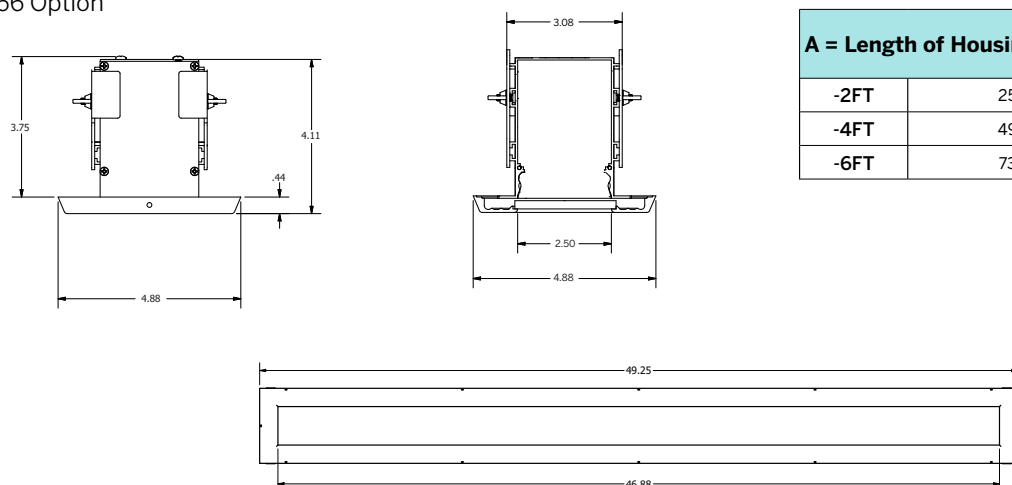
Length of Housing

A = Length of Housing (inches) For 5/16" & 15/16" Grid Ceilings		
-2FT	STANDARD	23 7/8"
	DROP IN	23 7/8"
-4FT	STANDARD	47 7/8"
	DROP IN	47 7/8"
-6FT	STANDARD	71 7/8"
	DROP IN	71 7/8"
-8FT	STANDARD	95 7/8"
	DROP IN	95 7/8"

STANDARD = Installed occupancy side, flange fully visible from below
 DROP IN = Installed plenum side, flange mostly contained behind grid

Dimensions (4 ft length shown)

IP66 Option



Length of Housing

A = Length of Housing (inches)	
-2FT	25 1/4"
-4FT	49 1/4"
-6FT	73 1/4"

Photometry - Installed Complete Fixture

LM-79 IESNA Certified Photometry from Independent Lab

