

CATALOG #	TYPE	
JOB NAME	WATTAGE	VOLTAGE

Lighting for Patient Spaces

Strait Secure White Behavioral Wall Slot

Static or Tunable White • 2.5" Recessed • Ligature Resistant • IK10-Rated

LM-80 Qualified • LM-79 Certified

Specifications

Luminaire Features

- Vandal- and ligature-resistant linear wall slot light
- Shallow extruded aluminum housing with vandal- and ligature-resistant frame
- For use in behavioral health, transportation, education, and anywhere else a secure fixture is needed
- White finish standard, or see options below
- Color temperature: see chart below; CRI: 90+
- 60,000 Hour Rated Life for Static White, 50,000 Hour Rated Life for Tunable White (L70**)

LED Driver - INTERNAL

- Indoor/Outdoor: -30°C to 60°C (-22°F to 140°F)
- 0-10V CCR 1.0% dimming standard

Vandal-Resistant Trim/Lens Assembly

- Ligature resistant smooth single-piece

aluminum frame with 0.22" polycarbonate lens

- Tamperproof screws secure frame to fixture housing
- Tamperproof tools included: one hex key per 10 fixtures and one FlexDrive bit per order for easy installation; additional FlexDrives can be purchased separately
- Anti-pixelation optical film included above polycarbonate lens

Scenic Panel Image (Optional)

- Acrylic scenic panel (Over 100 selections from Kirlin or customer-provided) above polycarbonate
- Visualize your design with Kirlin's [Scenic Configurator](#) tool

Installation

- Securely mounts to wall for use in behavioral health environments

VWL-02SWM



- Mount with #6 sheet rock fasteners, supplied by others
- Indoor/outdoor in walls up to 1 1/8" thick
- Minimum spacing between fixtures (frame edge to frame edge) is 2.5" when using the hex key and 4.5" when using the FlexDrive. Minimum spacing between fixture and a wall is 2.5" when using the hex key and 6.0" when using the FlexDrive

UL, C-UL (Canada) Listings

- Damp or dry locations
- Type IC; approved for direct contact with insulation

FIVE YEAR Limited Warranty

- Complete standard fixture

Declare.



Made in the USA



IK10 Impact Resistant



Vandal Resistant



BioGard™



Natorium
See Option -I66



IP66
See Option -I66



UL Listed
Damp, Dry

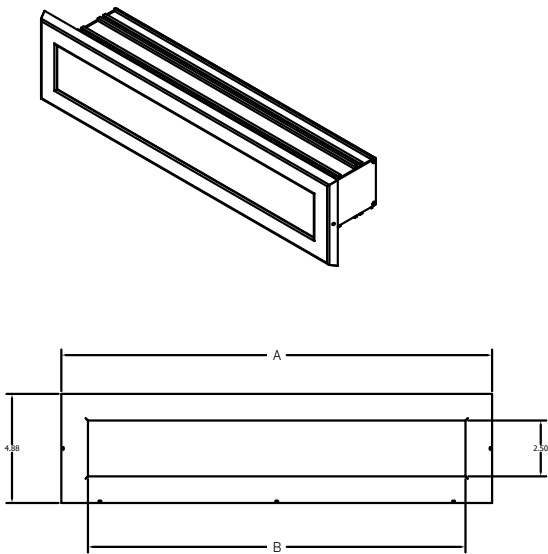
Options and Ordering Configuration

(Example: VWL-02SWM-18IN-0300L-DD-35K-D1-BG-IMG)

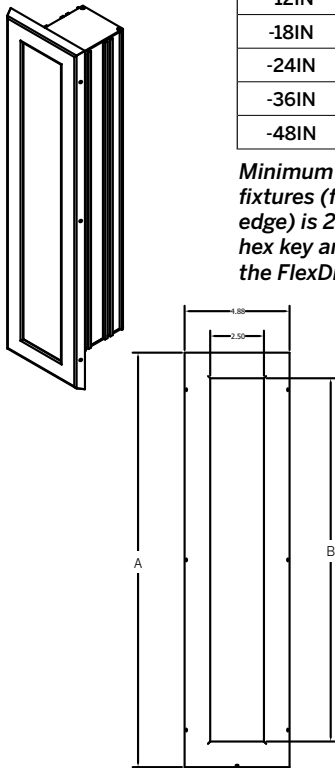
Must Specify					Optional		
Model	Length	Lumens/FT	Orientation	CCT & CRI	Dimming	Trim Options	Other Options
VWL-02SWM							
	-12IN -18IN -24IN -36IN -48IN <i>Consult factory for other lengths</i>	-0300L	-HOR: Horizontal orientation -VER: Vertical orientation	-30K: 3000°K, 90+ CRI -35K: 3500°K, 90+ CRI -40K: 4000°K, 90+ CRI -6527: Tunable white; 6500°K - 2700°K, 80+ CRI; Not available in the -12IN length	-D1: 0-10V dimming to 1% for static white -D2: 0-10V dimming to 0.1% for static white -D4: DALI 0.1% dimming driver instead -TW: Dual 0-10V Tunable White control with 1.0% dimming; Available with -6527 only -TW7: DALI dual drive 0.1% tunable white dimming driver instead; Available with -6527 only -TW8: DALI DT8 dual drive 0.1% tunable white dimming driver instead; Available with -6527 only	(Blank): IK10-rated white trim with polycarbonate lens Trim Finishes -35T: Silver enamel -37T: Bronze enamel -38T: Black enamel -BG: BioGard anti-microbial white -BKBG: BioGard anti-microbial black -94: Custom color; see page 3 for recommended custom colors; consult factory -94BG: BioGard anti-microbial custom color finish Other Trim/Lens Features -CF: Custom color filter (Rosco); Specify filter color; Not available with -IMG -I66: IP66 rated trim and lens; Meets ASTM E283 restricted airflow of 2CFM; Natorium rated	(Blank): None -99: Special modification; consult factory -AWN: Athena Wireless Node; Consult Factory -IMG: Image behind polycarbonate lensing; see Scenic Image Gallery for image options or contact factory for custom image; Not available with -CF *Note: For other integrated control solutions, such as nLight, contact factory

Dimensions

18IN Horizontal Shown



18IN Vertical Shown

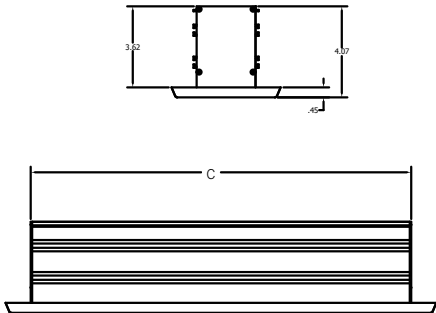


Length of Housing

Nominal Length	A = Overall Length Including Frame	B = Overall Length of Lens Opening	C = Overall Length of Extrusion Only
-12IN	13 3/4"	11 3/8"	11 1/2"
-18IN	19 1/4"	16 7/8"	17"
-24IN	25 1/4"	22 7/8"	23"
-36IN	37 1/4"	34 7/8"	35"
-48IN	49 1/4"	46 7/8"	47"

Minimum spacing between fixtures (frame edge to frame edge) is 2.5" when using the hex key and 6.0" when using the FlexDrive

Minimum spacing between fixture and a wall is 2.5" when using the hex key and 6.0" when using the FlexDrive



Photometry - Installed Complete Fixture

LM-79 IESNA Certified Photometry from Independent Lab



-18IN-HOR-DD


Lumens:
Lumens/ft:
Wattage:
LPW:
Beam:
LLIA Test:

TESTING
UNDERWAY


Recommended Custom Colors

The below colors match Kirlin's Scenic Patterns for a cohesive look throughout the space.
To be used with option code -94.

Calming Colors




Pale Marigold (-94PM)




Peaceful Pine (-94PP)



Moonlit Bay (-94MB)



Dreamy Dusk (-94DD)




Mudstone Magic (-94MM)




Soft Slate (-94SS)


Vibrant Colors




Electric Ember (-94EE)



Hot Orchid (-94HO)



Lemon Zing (-94LZ)




Kiwi Kick (-94KK)



Caribbean Lagoon
(-94CL)



Cerulean Wave (-94CW)



Glam Grape (-94GG)

Due to variations in monitor settings and screen resolutions, the appearance of colors, textures, and details in the images may differ from the actual product.