

SmartLED™ MRI Lighting System

6" RGBW Lensed Wall Wash

Create a patient-centric MRI experience with soothing, dynamic color scenes • Type IC

Specifications

Delivered System Performance

- Nominal lumens: **-750L**; see photometric data for specific color lumens
- Quad chip RGBW
- Fully sustainable: removable for servicing
- Center beam optics positioned at 20°

Thermal Management System

- Aluminum heat sink and components for cool operation, long life, and low maintenance

SmartLED™ MRI Lighting System Required

- Kirlin DMX remote driver modules, cabinet, and RFI filters required for operation
- Components ordered separately, see **MRI-DMXPS**
- The **MRI Configurator** can help determine the necessary components

SmartLED™ Emergency Backup System

- EMI-21220** or **EMI-03120** available for emergency power
- See specification sheet; order separately

Trim and Lens Assembly

- White enamel self-flanged, low glare cone with lens above
- Optional colors and finishes available


Acrylic Enameled Aluminum Housing

- Rustproof and corrosion resistant: exceeds 1000 hour ASTM 5% salt spray test; all components fully sustainable
- Shallow depth for restricted plenums
- Cool operation extends component life
- Modular design; visible and fully serviceable through aperture
- Built-in plaster flange

Color & Controls

- Quad chip RGBW LEDs provide rich color palette for full spectrum expression
- DMX control via Kirlin DMX wall panel **MRI-DMXWP**
- Wall panel ships preloaded with standard scene configuration and presets - consult factory for custom programs

MRR-06327



Installation & Hardware

- Requires minimum 18 AWG twisted pair shielded wire from SmartLED MRI driver modules, to filter, and included 35' RJ-45 cable from filter to luminaire
- Recesses in ceilings up to 1-1/8" thick
- Aluminum 27" hanger bars with adjustable mounting brackets (2) supplied.

UL, C-UL (Canada) Listings

- Wet, damp or dry locations, covered ceilings
- Type IC: for direct contact with insulation

IEC & FCC Compliance


- FCC Part 15 certified for EMI/RFI emissions

FIVE YEAR Limited Warranty

- Complete fixture, must be installed with all SmartLED™ components

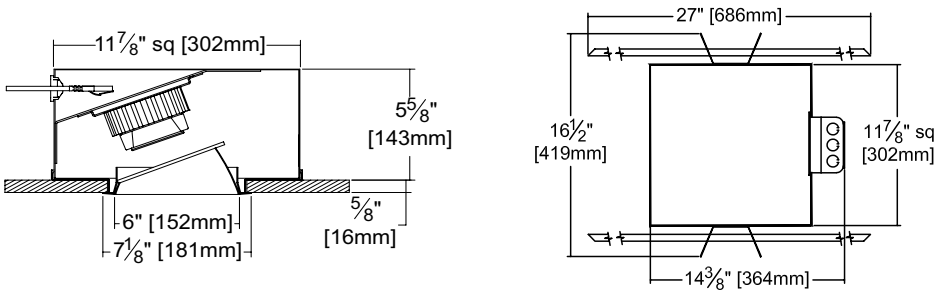
Options and Ordering Configuration

(Example: MRR-06327-1500L-RGB4-BGT)



Must Specify			Optional	
Model	Lumens	CCT & CRI	Trim & Lens Options	Other Options
MRR-06327				
	-750L	-RGB4: RGB + 4000K 80+ CRI	(Blank): All white acrylic enameled cone	(Blank): None
			Trim Finishes -BGT: BioGard anti-microbial white -BKBG: BioGard anti-microbial black -94: Custom color; consult factory -94BG: BioGard anti-microbial custom color finish	Other Options -99: Special modification; consult factory
			Other Trim Features -32: White trim extender, specify OD -45: Gasket between trim flange and ceiling	

Dimensions

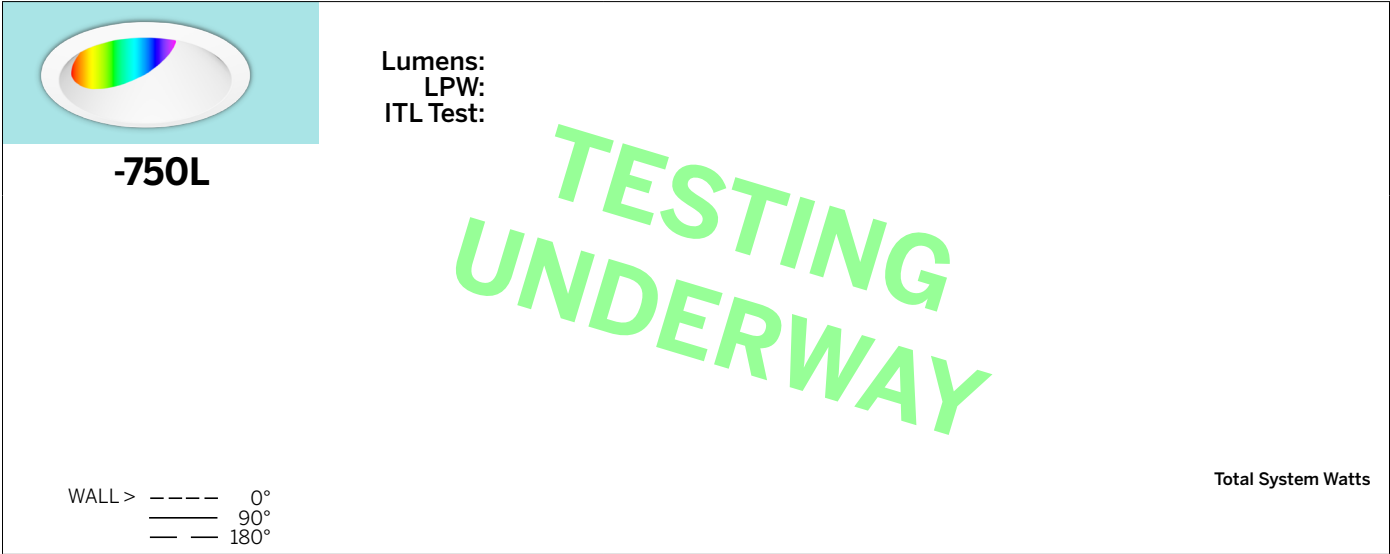


Ceiling Cut-out
6 1/2" Dia.

Photometry - Installed Complete Fixture

Photometry from I.T.L., Boulder, CO

LM-79 IESNA Certified Photometry from Independent Lab



*LED manufacturers maintain a tolerance of +/-7% on flux (lumens) and power (electrical) measurements.

LIMITED WARRANTY: KIRLIN LIGHTING FIXTURES ARE WARRANTED FREE OF DEFECTS IN WORKMANSHIP OR MATERIAL FOR FIVE YEARS FROM DATE OF PURCHASE. INSTALLATION, USE, MAINTENANCE, AND REPAIR MUST BE PERFORMED BY A QUALIFIED PROFESSIONAL. THE WARRANTY IS VOID IF THE FIXTURE IS DAMAGED BY IMPROPER INSTALLATION, USE, OR MAINTENANCE. THE WARRANTY DOES NOT COVER DAMAGE TO THE SURFACE OF THE FIXTURE OR TO THE SURFACE OF THE CEILING. THE WARRANTY IS VOID IF THE FIXTURE IS DAMAGED BY IMPROPER INSTALLATION, USE, OR MAINTENANCE. THE WARRANTY DOES NOT COVER DAMAGE TO THE SURFACE OF THE FIXTURE OR TO THE SURFACE OF THE CEILING.