

CATALOG #	TYPE	
JOB NAME	WATTAGE	VOLTAGE

# SmartLED™ MRI Lighting System

## 1.3" Static White Undercabinet Light

Adding a layer of light in the MRI Suite for low level lighting as well as lighting for clinical staff when needed

## Specifications

### Luminaire Features

- Remote driver, MRI-safe, low voltage linear undercabinet light
- Low profile extruded aluminum housing
- White polycarbonate diffusion lens
- Non-ferromagnetic construction for accurate MRI scans
- Can daisy-chain connect up to (4) 2 foot fixtures as needed

### SmartLED™ MRI Lighting System Required

- Kirlin remote driver modules, cabinet, and RFI filters required for operation
- Components ordered separately, see below for driver information and [MRI-CABNT](#) for additional components
- The [MRI Configurator](#) can help determine the necessary components
- SmartLED driver modules provide 0-10V dimming to 0.38%

### Installation

- Mounts under a cabinet, or on a similar surface, in the MRI Suite
- Includes non-ferrous stainless steel mounting screws
- Requires minimum 16 AWG twisted pair shielded wire (provided by others) from SmartLED MRI driver modules, through filters, to luminaire

### UL, C-UL (Canada) Listings

- Damp, dry locations, covered ceilings


### FCC Compliance

- SmartLED™ system meets FCC Part 15 certification, see [MRI-CABNT](#)

### Five Year Limited Warranty

- Complete fixture, must be installed with all SmartLED™ components

## MUL-01SWM



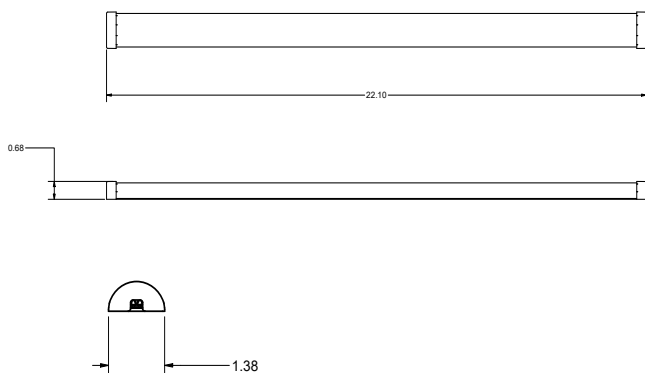
## Options and Ordering Configuration

(Example: MUL-01SWM-2FT-DD-35K)

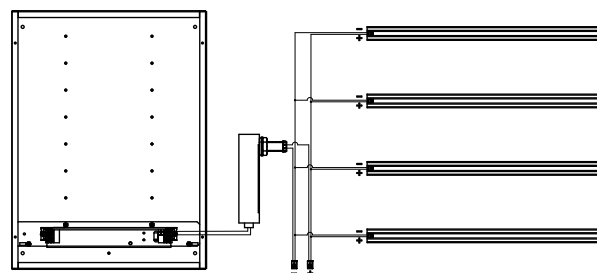
Must Specify				
Model	Length	Beam	CCT & CRI	Other Options
MUL-01SWM				
	-2FT	-DD: Direct distribution	-30K: 3000°K, 90+ CRI -35K: 3500°K, 90+ CRI -40K: 4000°K, 90+ CRI	(Blank): None  -99: Special modification; consult factory



## Dimensions

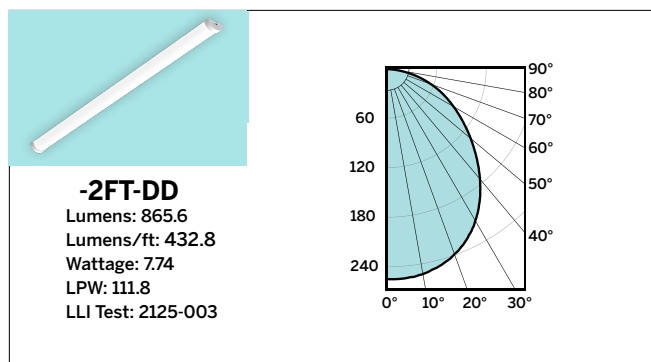


## Driver Wiring



## Photometry - Installed Complete Fixture

LM-79 IESNA Certified Photometry from Independent Lab



## SmartLED™ MRI Driver Modules

Fully Digital Controlled Power Source for LED Luminaires

Mounted in Kirlin's **MRI-CABNT**

Drivers wired in parallel



Driver Module	Run Length	Fixture Load Examples of Daisy Chained Lines
DVR-0175A	2 foot run	• Qty 1: MUL-01SWM-2FT
DVR-0350A	4 foot run	• Qty 2: MUL-01SWM-2FT
DVR-0525A	6 foot run	• Qty 3: MUL-01SWM-2FT
DVR-0700A	8 foot run	• Qty 4: MUL-01SWM-2FT
DVR-0875A	10 foot run	• Qty 4: MUL-01SWM-2FT and Qty 1: MUL-01SWM-2FT
DVR-1050A	12 foot run	• Qty 4: MUL-01SWM-2FT and Qty 2: MUL-01SWM-2FT
DVR-1225B	14 foot run	• Qty 4: MUL-01SWM-2FT and Qty 3: MUL-01SWM-2FT
DVR-1400B	16 foot run	• Qty 4: MUL-01SWM-2FT and Qty 4: MUL-01SWM-2FT
DVR-1575B	18 foot run	• Qty 4: MUL-01SWM-2FT and Qty 4: MUL-01SWM-2FT and Qty 1: MUL-01SWM-2FT