

CATALOG #	TYPE	
JOB NAME	WATTAGE	VOLTAGE

Choice Series

Lensed 4" Wall Wash • COB LED

20° Fixed Tilt • 50,000+ Hours • Type IC • 1.0% Dimming, 0-10V
2 or 3 Step Binning • Wet Listed • LM-80 and LM-79 Certified

Specifications

Delivered System Performance

- Lumen Series: **Must Specify**

Type IC	Non-IC
-2500L	-3000L
-2000L	
-1500L	
-1000L	
-750L	
- Select trim & beam distribution: see chart
- Select color (CCT): see chart; 80+ CRI standard; Option -HC for 90+ (15% lumen loss)
- 60,000 hour life, 50,000 in insulation

Thermal Management System

- Aluminum heat sink and components for cool operation, long life, and low maintenance

LED Driver - INTERNAL

- Indoor/Outdoor: -30°C to 60°C (-22°F to 140°F)
- 0-10V CCR 1.0% dimming standard
- Voltage Options: **Must Specify**
 - UNV: -120-277/50-60Hz; load insensitive
 - 120: -120V input (50-60Hz); for -D6 only

Trim Assembly/Optics

- Self-flanged clear Softex™ Semi Specular cone with frosted microprismatic lens
- Optional colors and finishes available
- Optics self-align with trim; hot aiming by hand
- Fixed offset aiming angle of 20°

Acrylic Enamelled Aluminum Housing

- Rustproof: exceeds 1000 hour ASTM 5% salt spray test; all components fully sustainable
- Shallow depth for restricted plenums
- Cool operation extends component life
- Visible and fully serviceable through aperture

Outlet Box (Galvanized)


- UL Listed, 14GA, insulated, removable cover
- 1/2" and 3/4" knockouts
- Up to 4 #12 AWG through-branch conductors

Installation & Hardware

- Indoor/outdoor in ceilings up to 1 1/8" thick
- Compatible with fire rated enclosures (by others)
- 27" hanger bars & adjusting brackets (2) supplied

LRC-04LWW

Trim Options



-RND



-SQR

UL, C-UL (Canada) & FCC Compliance

- UL Listed: wet, damp or dry locations, covered ceilings
- Type IC up to -2500L; Non-IC for -3000L
- FCC Part 15 certified for EMI/RFI emissions

FIVE YEAR Limited Warranty

- Complete standard fixture



Made in the USA



BioGard™
See Option -BG



FCC Part 15
Certified



UL Listed
Wet, Damp, Dry

Options and Ordering Configuration

(Example: LRC-04LWW-3000L-UNV-RND-WFL-30K-30T-AT)

Must Specify						Optional			
Model	Lumens	Volts	Trim	Beam	CCT† & CRI	Driver Options	Emergency Options	Trim Options	Other Options
LRC-04LWW									
	Non-IC -3000L Type IC -2500L -2000L -1500L -1000L -750L	-UNV -120	-RND -SQR	-WFL	80+ CRI* -27K: 2700°K -30K: 3000°K -35K: 3500°K -40K: 4000°K -50K: 5000°K *Note: Lumen Factor = 0.93 for -27K 90+ CRI** -27K-HC: 2700°K -30K-HC: 3000°K -35K-HC: 3500°K -40K-HC: 4000°K -50K-HC: 5000°K (-2500L or below) **Note: Lumen Factor = 0.79 for -27K-HC; All Others = 0.85	(Blank): Standard 0-10V CCR 1.0% dim -D2: 0-10V 0.1% dim -D3: DALI 1.0% dim -D4: DALI 100-0.1% dim -D5: DMX512A 0.1% dim -D6: Triac/ELV dim - 120 volt only -ECO: Lutron EcoSys; Dim-to-black	(Blank): None -E1: Remote emergency inverter for 100% rated lumens up to -2500L; 90+ minutes; N/A for options -FS -E14: Remote emergency inverter for 100% rated lumens up to -3000L; CEC Compliant; 90+ minutes; N/A for options -FS -EM: Internal emergency battery pack; Delivers 700 lumens; CEC Compliant; 90+ minutes -ERH: Remote emergency battery pack; Delivers 1000 lumens; CEC Compliant; 90+ minutes	(Blank): Standard Softex™ semi specular diffuse finish Trim Finishes -30F: White enamel flange -30T: White enamel trim -37F: Dark bronze enamel flange -38F: Black enamel flange -62T: Clear specular trim -94: Custom color; consult factory -BG: BioGard™ anti-microbial white Other Trim Features -32: White trim extender; specify OD -45: Gasket between trim & ceiling -DF: Electrically isolated trim -WA: White acrylic lens	(Blank): None Mounting -RH: Joist mounting hardware instead Other Options -99: Special modification; consult factory -AT: Air Tight version; Meets ASTM E283 airflow restriction of 2CFM max -FS: Fused primary; One per fixture; N/A for Options -E1, -E14

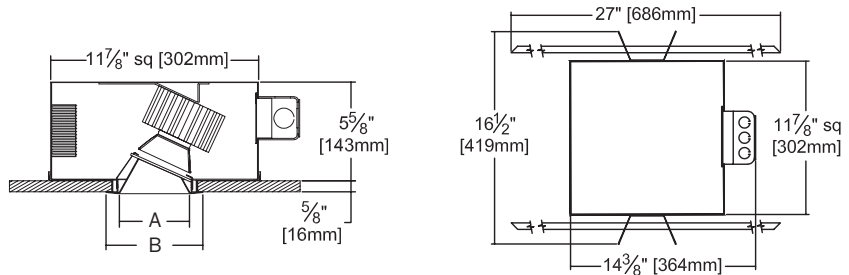
† For 2 SDCM, consult factory

Performance Factors

NOMINAL LUMENS	LUMEN FACTOR	NOMINAL WATTS	LPW FACTOR
-3000L	1.74	39.2	0.90
-2500L	1.31	27.5	0.98
-2000L	1.16	24.7	0.96
-1500L	1.00	20.2	1.00
-1000L	0.73	14.4	1.03
-750L	0.53	10.7	1.02

* See notes on page 1 for additional info on Lumen Factors

Dimensions

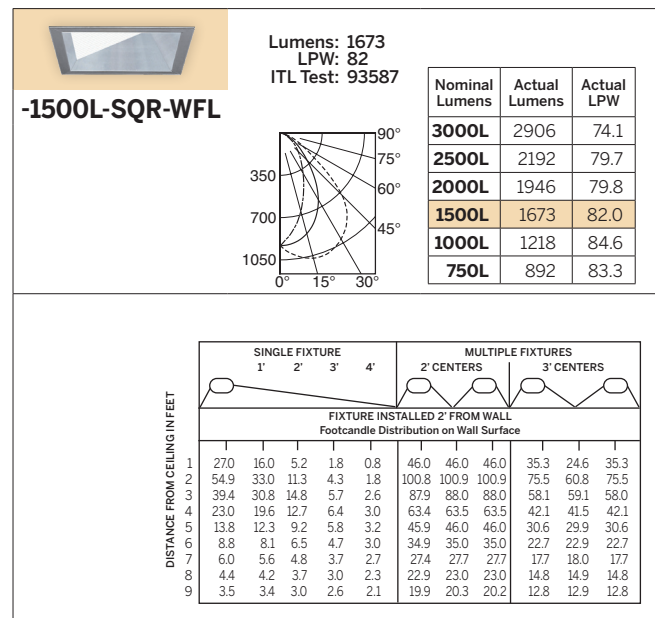
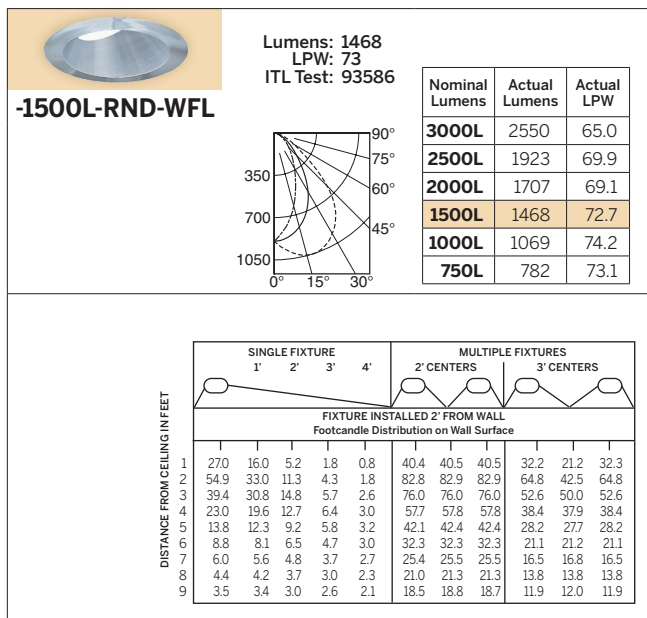


Trim Style	Ceiling Cut-Out	Dimension A	Dimension B
-RND	5" Dia.	4"	5 1/2"
-SQR	5 1/4" Sq.	4 1/2"	5 7/8"

Photometry - Installed Complete Fixture

Photometry from I.T.L., Boulder, CO

LM-79 IESNA Certified Photometry from Independent Lab



LED manufacturers maintain a tolerance of +/-7% on flux (lumens) and power (electrical) measurements.

LIMITED WARRANTY: CATALOGED KIRLIN FIXTURES ARE WARRANTED FREE OF DEFECTS IN WORKMANSHIP OR MATERIAL FOR FIVE YEARS FROM DATE OF PURCHASE. INSTALLED TO N.E.C. IN NORMAL USE. Manufacturer at the option will replace or repair such fixture or refund the purchase price on presentation of proof of purchase and defective fixture to the offices of manufacturer within the warranty period. Liability of manufacturer is limited to the foregoing and manufacturer shall not be liable for any other damages, direct or indirect, sustained or suffered by purchaser or any person. This warranty is applied to the buyer in place of all other warranties, expressed or implied. Seller does not warrant as to merchantability or fitness for a particular use, nor will any oral statement constitute a warranty or amend this specific warranty. Abnormal use, abuse of the fixture, improper installation, or repair or modification of the fixture without prior written authorization from the manufacturer will render the warranty void.

CHOICE SERIES
JUNE 2023