

CATALOG #	TYPE	
JOB NAME	WATTAGE	VOLTAGE

Choice Series

Classic "K-Lens" Surface Downlight • COB LED

60,000 Hours • 1% Dimming, 0-10V

3 Step Binning • Wet Listed • LM-80 and LM-79 Certified

Specifications

Delivered System Performance

- Lumen Series: **Must Specify**
 - 7000L -2500L
 - 6000L -2000L
 - 5000L -1500L
 - 4000L -1000L
 - 3000L
- Select trim & beam distribution; see chart
- Select color (CCT): see chart; 80+ CRI standard; Option -HC for 90+ (15% lumen loss)
- 60,000 hour life (L70)

Thermal Management System

- All aluminum heat sink and components for cool operation, long life, low maintenance

LED Driver - INTERNAL

- Indoor/Outdoor: -30°C to 60°C (22°F to 140°F)
- 0-10V CCR 1% dimming standard
- Voltage Options: **Must Specify**
 - UNV - 120-277V (50-60Hz); load insensitive
 - 120 - 120V input (50-60Hz); for -D6

Trim Assembly/Optics

- Shock-resisting UV absorbing prismatic convex frosted Kirlin lens; see Options for others
- Rustfree polished nickel stainless door (304-L) with concealed hinges & captive thumb screw
- Beveled cast aluminum frame with white finish
- RDL:** White regressed trim with tempered prismatic lens; finish matches housing

Aluminum Housing

- Seamless white acrylic enameled finish
- Rustproof: Exceeds 1000 hour ASTM 5% salt spray test
- No visible housing hardware
- Cool operation: Extends life of all components
- Fully sustainable: Entire luminaire
- See Options for additional finishes and mounts

Installation

- Center point mounting for snug fit to ceiling; mounting hardware furnished.

LSC-13SDN



- Indoor or outdoor for covered ceiling use (see Option -89)
- UL, C-UL (Canada), & FCC Compliance**
 - Wet, damp, or dry locations, covered ceilings (see Option -89)
 - FCC Part 15 certified for EMI/RFI emissions

FIVE YEAR Limited Warranty

- Complete standard fixture

Options and Ordering Configuration

(Example: LSC-13SDN-5000L-RDL-WFL-30K-UNV-EI5-35)



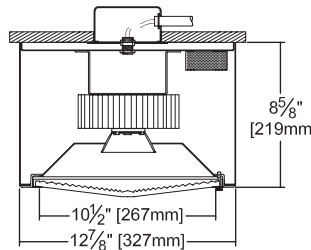
Must Specify						Optional				
Model	Lumens	Trim	Beam	CCT & CRI	Volts	Driver Options	Emergency Options	Housing/Trim	Mounting Options	Other Options
LSC-13SDN										
	-7000L -6000L -5000L -4000L -3000L -2500L -2000L -1500L -1000L	-SKL -RDL	-WFL	80+ CRI* -27K: 2700°K -30K: 3000°K -35K: 3500°K -40K: 4000°K -50K: 5000°K *Note: Lumen Factor = 0.93 for -27K 90+ CRI** -27K-HC: 2700°K -30K-HC: 3000°K -35K-HC: 3500°K -40K-HC: 4000°K -50K-HC: 5000°K (N/A in -3000L) **Note: Lumen Factor = 0.79 for -27K-HC; All Others = 0.85	-UNV -120	(Blank): Standard 0-10V CCR 1.0% dim -D2: 0-10V 0.1% dim -D3: DALI 1.0% dim -D4: DALI 100-0.1% dim -D5: DMX512A 0.1% dim; -4000L max; consult factory for use with pendant, cable mount -D6: Triac/ELV dim; 120 volt only ; -4000L max -ECO: For use with Lutron EcoSystem controls; Dim to black; Consult factory; -4000L max	(Blank): None -EI: Remote inverter for 100% rated lumens up to -3000L; 90+ minutes; N/A for Options -FS -EI4: Remote emergency inverter for 100% rated lumens up to -4000L; CEC Compliant; 90+ minutes; N/A for Options -FS -EI5: Remote emergency inverter for 100% rated lumens up to -5000L; 90+ minutes; N/A for Options -FS -ERH: Remote emergency battery pack; Delivers 1000 lumens; CEC Compliant; 90+ minutes; N/A with pendant, cable mount	(Blank): Standard white enamel housing & trim finish Housing Finishes -35: Silver enamel finish -37: Dark bronze enamel finish -38: Black enamel finish -94: Custom color/finish; specify; consult factory Trim Features -26: Tamper resistant center pin button head screw; 1 key/10 fixtures; N/A for Option -RDL -46: Gasket between lens and trim	(Blank): Standard surface -80: 2" surface collar for exposed conduit -87: Custom length pendant/cable; for -ASB, -ASW, -PM -88: Swivel canopy for sloped ceilings to 40°; with -PM -89: WeatherCap cover for wet label; for -80, -PM, -WB -ASB: Aircraft cable, black cord; 48" or see -87; no wet label -ASW: Aircraft cable, white cord; 48" or see -87; no wet label -PM: Pendant stem; 8" stem or see -87; no wet label -WB: Wall mounted; add -89 for wet label	(Blank): None Lens Options -13: Clear polycarbonate beneath prismatic acrylic lens -17: Prismatic high strength acrylic lens -23: Frosted microprismatic lens -WA: White acrylic lens Other Options * -54: Safety cable, use with -PM -99: Special modification; consult factory -AWN: Athena Wireless Node; N/A for Dimming Options D5, D6, ECO -FS: Fused primary; 1 per LED module; N/A for Options -EI, -EI4, EI5 *Note: For other integrated control solutions, such as nLight, contact factory

Performance Factors

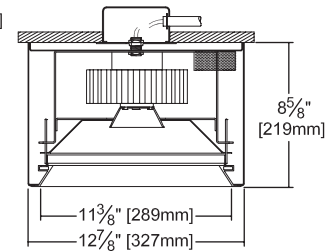
NOMINAL LUMENS	LUMEN FACTOR	NOMINAL WATTS	LPW FACTOR
-7000L	1.37	80.2	0.92
-6000L	1.22	69.1	0.95
-5000L	1.00	54.4	1.00
-4000L	0.74	36.7	1.09
-3000L	0.55	27.5	1.09
-2500L	0.49	24.7	1.08
-2000L	0.42	20.3	1.12
-1500L	0.31	14.4	1.16
-1000L	0.23	10.7	1.14

* See notes on page 1 for additional info on Lumen Factors

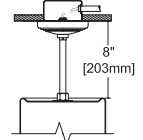
Dimensions



-SKL



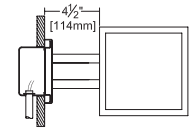
-RDL



Representative Views:

(Above) With optional pendant mount (Option -PM)

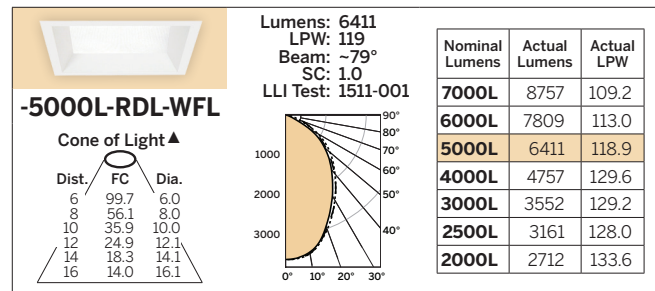
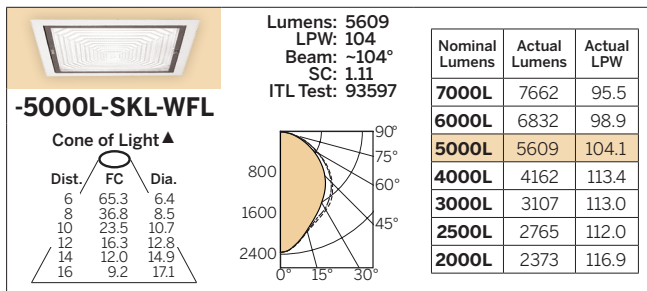
(Below) With optional wall bracket (Option -WB)



Photometry - Installed Complete Fixture

Photometry from I.T.L., Boulder, CO & L.L.I., Allentown, PA

LM-79 IESNA Certified Photometry from Independent Lab



0° plane ———
45° plane - - -
90° plane - - - - -

LED manufacturers maintain a tolerance of +/-7% on flux (lumens) and power (electrical) measurements.

▲ Cone of Light Key
Dia. (in ft.) shown is where FC value is half the FC at nadir.
Dist. Distance (Ft.) from fixture
FC Footcandles at nadir (0°)
Dia. Circle of light at 50% of FC

LIMITED WARRANTY: CATALOGED KIRLIN FIXTURES ARE WARRANTED FREE OF DEFECTS IN WORKMANSHIP OR MATERIAL FOR ONE YEAR FROM DATE OF PURCHASE. INSTALLED TO N.E.C. / IN-NORMAL USE. Manufacturer at the option will replace or repair such fixture or refund the purchase price on presentation of proof of purchase and defective fixture to the offices of manufacturer within the warranty period. This warranty is limited to the original purchaser and is not transferable. Liability of manufacturer is limited to the foregoing and manufacturer shall not be liable for any other damages, direct or indirect, sustained or suffered by purchaser or any person. This warranty is applicable to the buyer in place of all other warranties, expressed or implied. Seller does not warrant as to merchantability or fitness for a particular use, nor will any oral statement constitute a warranty or amend this specific warranty. Abnormal use, abuse of the fixture, improper installation, or repair or modification of the fixture without prior written authorization from the manufacturer will render the warranty void.