

CATALOG #	TYPE	
JOB NAME	WATTAGE	VOLTAGE

4" T4.5 CERAMIC METAL HALIDE 70 WATT MAXIMUM HRR-04304

Parabolic T4.5 Lensed 4" Wall Wash
LookAlive™ Comparison Drawing of a ductable

THIS PRODUCT IS NO LONGER AVAILABLE

Specifications

Lamp

- Designed for 25° offset T4.5 bi-pin or T4 twist-and-lock (see Option -T4) ceramic metal halide lamp.
- Up to 95 CFM, 12,000-15,000 hour life.
- For lower wattages, see Option -43.

Socket (5kV rated)

- G8.5 base. U6.5 base for T4 (Option -T4).
- Porcelain body. Silicone leads.

Reflectors

- Upper: Parabolic specular Alzak® aluminum.
- Lower: Low brightness angle cut specular Alzak® aluminum, self-flanged.
- Optional reflector finishes / colors available.

Lens: UV Absorbing

- Frosted lensed glass lens mounted in reflector.

Electronic Ballast

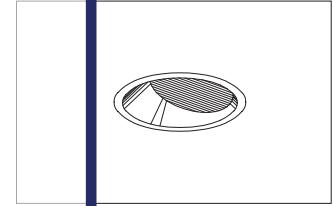
- Full electronic circuit provides constant color and constant wattage, ensuring consistent performance and long life.

- Input voltage 120V, 277V, 30V/60 Hz or other voltages, see Options.
- 70 watt standard. Add Code -43 for 39 watt. Specify for other types (ICD watt. For application -T4, 39 watt standard or add Option -43 for Type ICD 20 watt.
- Minimum starting temperature 20°C/-4°F.
- Auto Current Creation. Protects against 1.5 times inrush current. Power shut-off if rated temperature is exceeded.
- Internally fused.
- Power factor greater than 90%.
- Input current THD less than 15%.
- Maximum 90°C operation, Sound Rated A.

Aluminum Housing

- Anodized aluminum. Protection of Corrosion resistant. Ends 1000 psi ASME.
- Spray painted. Powder coated.
- Lightweight. Minimizes ceiling load.

- Cool operation: Extend component life.
- Maximum 90°C operation.
- Electronic ballast standard for low through removable trim.

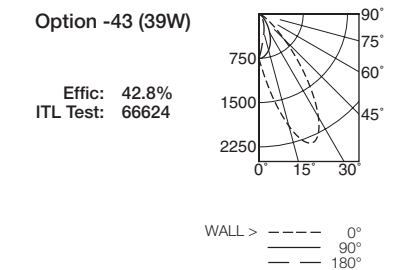
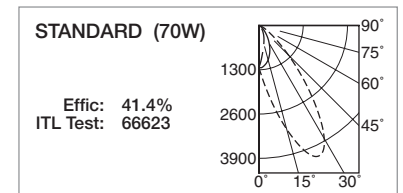
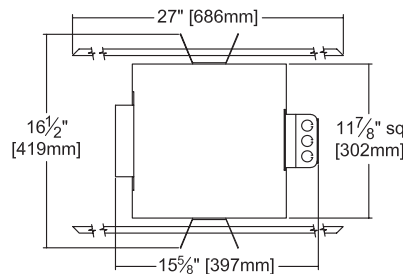
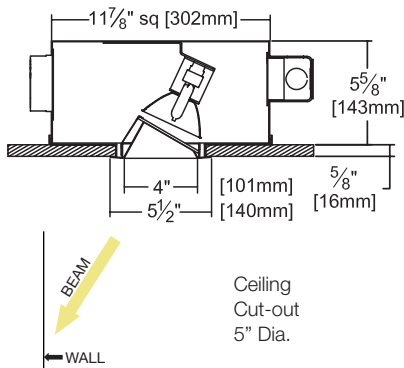


4" Dual Reflector Design (Optional T4)

- Built-in plaster frame.
- **Outlet Box**
- Prewired 14 GA (NEC) galvanized steel, UL listed; with removable insulated cover.
- 1/2" and 3/4" knockouts.
- **Installation**
- 27" galvanized hanger bars with adjustable mounting brackets (2) supplied.
- Recesses indoor or outdoor in covered locations.
- **UL, C-UL (Canada) Listings**
- Wet, damp or dry locations, covered ceilings.
- Through-brand circuit conductors (6 #12).
- Three 20 watt only.
- **Limited Warranty**
- Complete standard fixture, including ballast.

Please consult **QUOTATIONS** for the best alternative.

Performance at a Glance



THE KIRLIN COMPANY

3401 EAST JEFFERSON AVENUE • DETROIT, MICHIGAN 48207-4232
(313) 259-6400 • Fax: (313) 259-9409 OR (313) 259-3121 • www.kirlinlighting.com

COMPACT PULSE START
METAL HALIDE LIGHTING

MAXIMUM WATTAGE

70

CATALOG NUMBER

HRR-04304

DUE TO OUR CONTINUING EFFORT TO IMPROVE PRODUCTS, TECHNICAL INFORMATION IS SUBJECT TO CHANGE WITHOUT NOTICE.

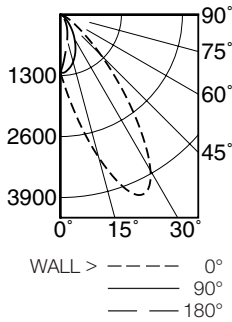
Alzak® is a registered trademark of ALCOA.

Detailed Photometry - Installed Fixture

Photometry from I.T.L., Boulder, CO

STANDARD (70W)

Effic: 41.4%
ITL Test: 66623

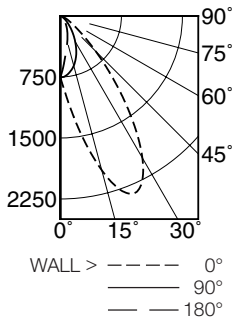


CANDLEPOWER DISTRIBUTION					
	0.0	45.0	90.0	135.0	180.0
0	1234	1234	1234	1234	1234
5	1690	1529	1225	1011	943
15	3152	2288	1043	627	555
25	4214	2885	757	380	336
35	2947	2118	460	223	186
45	1224	921	234	112	83
55	409	328	102	31	7
65	146	106	25	0	0
75	40	22	2	0	0
85	2	1	0	0	0
90	0	0	0	0	0

DISTANCE FROM CEILING IN FEET	SINGLE FIXTURE				MULTIPLE FIXTURES				
	1'	2'	3'	4'	3' CENTERS	4' CENTERS	4' CENTERS	4' CENTERS	
FIXTURE INSTALLED 2' FROM WALL									
Footcandle Distribution on Wall Surface									
1	32.7	18.6	5.5	2.1	1.1	38.9	23.3	38.9	
2	109.0	67.0	17.6	5.1	1.9	121.0	74.5	121.0	
3	138.0	102.0	32.5	8.9	3.2	158.0	128.0	158.0	
4	94.6	79.1	36.9	12.3	4.4	121.0	125.0	121.0	
5	53.6	47.8	29.9	13.1	5.3	82.8	88.7	82.8	
6	30.3	28.0	20.8	11.7	5.6	57.8	59.4	57.8	
7	18.3	17.2	14.1	9.4	5.3	41.5	41.7	41.5	
8	12.0	11.4	9.9	7.4	4.8	31.4	31.7	31.4	
9	8.7	8.4	7.5	6.0	4.3	25.4	25.8	25.4	
							32.8	33.2	32.8

Option -43(39W)

Effic: 42.8%
ITL Test: 66624



CANDLEPOWER DISTRIBUTION					
	0.0	45.0	90.0	135.0	180.0
0	752	752	752	752	752
5	1048	938	738	600	558
15	1963	1447	633	369	326
25	2320	1742	459	224	196
35	1522	1173	273	130	110
45	613	498	136	65	49
55	203	172	58	19	5
65	79	59	14	0	0
75	21	11	1	0	0
85	1	0	0	0	0
90	0	0	0	0	0

DISTANCE FROM CEILING IN FEET	SINGLE FIXTURE				MULTIPLE FIXTURES				
	1'	2'	3'	4'	3' CENTERS	4' CENTERS	4' CENTERS	4' CENTERS	
FIXTURE INSTALLED 2' FROM WALL									
Footcandle Distribution on Wall Surface									
1	17.4	10.1	2.9	1.1	0.6	20.5	12.9	20.5	
2	54.6	34.2	9.2	2.8	1.1	61.3	38.8	61.4	
3	71.7	52.8	17.6	4.8	1.7	82.5	68.2	82.6	
4	51.3	42.8	20.3	6.8	2.5	66.2	67.8	66.2	
5	30.9	27.6	17.1	7.4	3.0	47.4	51.0	47.4	
6	18.3	16.9	12.5	6.8	3.2	34.2	35.6	34.2	
7	11.3	10.6	8.7	5.7	3.1	25.1	25.4	25.1	
8	7.4	7.1	6.1	4.5	2.9	19.2	19.4	19.2	
9	5.4	5.2	4.7	3.7	2.6	15.6	15.8	15.6	
							19.5	19.9	19.5

Photometry based on: 6200 lumens - 70W
3400 lumens - 39W

Options

Lower Reflector (Self-Flanged)

- 30 All White. (CP x 1.1)
- 31 White flange (only).
- 32 White trim ring to cover larger ceiling opening. Specify outer diameter of ring.
- 45 Gasket above flange. Stops dust streaks on ceiling.
- 69 Wheat specular Alzak. (CP x .92) Consult factory.
- 70 Clear SofTex. (CP x .92)
- 77 Pewter SofTex. (CP x .85) Consult factory.
- 91 Wheat SofTex. (CP x .88) Consult factory.
- 93 Pewter specular Alzak. (CP x .88) Consult factory.
- 94 Custom color. Consult factory.

Relays, Standbys, Lamps

- 49 Extra circuit DCB socket (up to 75W). Do not energize simultaneously with main source. Also see Option -LS.
- 65 Electronic standby system and DCB socket (up to 75W). Provides immediate light until CMH restrikes. Also see Options -66 and -LS.
- 66 Electronic time delay standby system and DCB socket (up to 75W). Provides light until CMH reaches 70% output. Also see Option -LS.
- LP With lamp. Specify source, wattage, color temperature / brand. 3000°K standard; consult factory for others.
- LS With T4 DCB tungsten halogen standby lamp (75W). Use only with Options -49, -65 or -66.

Wattage and Voltage

- 43 Lower wattage:
T4.5; specify 39W or Type IC 20W
With Option -T4: Type IC 20W only
- 347 347 volt.
- 97 Other input voltage instead. Consult factory.
- T4 Converted to GU6.5 base for twist-and-lock T4 lamp. 39W standard. Add Option -43 for 20 watt Type IC.

Other

- 99 Special modification. Consult factory.

SUBMITTAL DATA

JOB NAME

TYPE

WATTAGE

VOLTAGE

CATALOG NUMBER

APPROVAL STAMP

LIMITED WARRANTY: CATALOGED KIRLIN FIXTURES ARE UNWARRANTED FREE OF DEFECTS IN WORKMANSHIP OR MATERIAL FOR THREE YEARS FROM DATE OF PURCHASE. INSTALLATION TO N.E.C. IN NORMAL USE. Manufacturer of the fixture will neither endorse or reject such fixture or defend the purchase price on representation of product and defective fixture at the discretion of manufacturer. Liability of manufacturer is limited to the replacement of the fixture free of charge. This warranty is supplied to the buyer on the face of all other warranties expressed or implied. Seller does not warrant as to merchantability or fitness for a particular use, nor will any oral statement constitute a warranty or amend this specific warranty. Abnormal use, abuse of the fixture, improper installation, or repair, or modification of the fixture without prior written authorization from the manufacturer will render the warranty void.