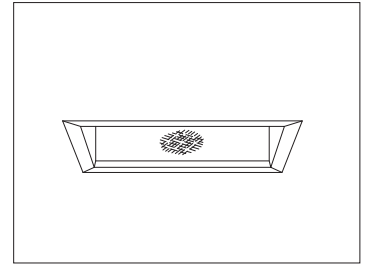


CATALOG #	TYPE	
JOB NAME	WATTAGE	VOLTAGE

4" x 8" 1 Triple 57 WATT MAXIMUM

FRT-04097

## Rectangular Lensed Wall Wash



### Features

#### Lamp

- Designed for one 4-pin triple/four tube amalgam compact fluorescent lamp: 57W triple/four tube.
- Ballast: Multi-Voltage
- Installed electronic high power factor ballast protected. For lower wattages Option -B.
- 120-277 multi-volt; 50/60 Hz. THD < 10%
- ClickQuick connectors for easy service.
- Cold weather -22°F (-30°C).
- End of lamp life protection circuit with CFL filter.
- Internally fused. Also see Option -FS.

#### Trim Assembly

- Upper: Specular Alzak® aluminum.
- Lower: Clear Softex aluminum, self-flanged.
- MicroLux tempered microprismatic lens.

#### Aluminum Housing

- Acrylic enameled. Rustproof: Exceeds 1000 hour ASTM 5% salt spray test.

- Lightweight: Minimizes ceiling load.

- Cool operation: Extends component life.
- Entire luminaire serviced through aperture.
- Built-in plaster frame.

#### Optional Ballast

- Requires 1 CFL (No CFL supplied)
- UL listed. Requires 3/4" knock-out.

#### Installation

- 27" galvanized hanger bars with adjustable mounting brackets (supplied)
- Recesses into ceiling for down covered locations.
- UL-C-U (Canadian Listing)
- Wet, damp or dry locations, outdoor ceilings.
- Through-branch conductors (6 #12).

#### Three Year Limited Warranty

- Complete standard fixture and ballast.

Recessed  
Rectangular  
Lensed  
Wall Wash  
Shallow Plenum

#### Selected Optional Trims:

- All White Option -30
- Softex Titanium Option -57
- Softex Dune Option -71
- Softex Pewter Option -77
- Softex Wheat Option -91

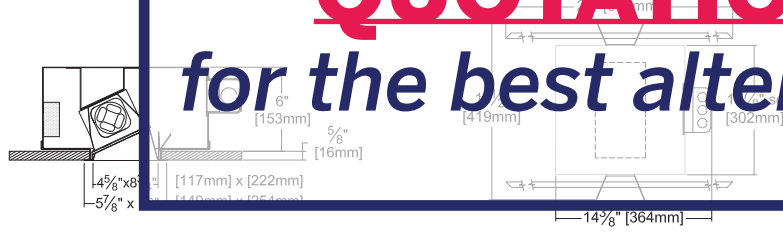
THIS PRODUCT IS NO LONGER AVAILABLE

QUOTATIONS

for the best alternative.

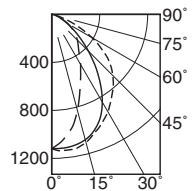
### Performance at a Glance

FRT-04097



Ceiling Cut-out  
5 1/4" x 9 1/2"

FRT-04097 (1 Triple 57W)



DISTANCE FROM CEILING IN FEET	SINGLE FIXTURE				MULTIPLE FIXTURES						
	1'	2'	3'	4'	3' CENTERS	4' CENTERS	3' CENTERS	4' CENTERS			
1	12.2	9.4	5.4	2.4	1.3	18.9	18.0	18.9	17.5	14.5	17.5
2	28.6	23.9	14.3	6.7	3.1	44.7	44.8	44.7	34.5	31.0	34.5
3	28.3	25.5	18.1	10.4	5.3	52.7	53.8	52.7	40.9	40.2	40.9
4	21.0	19.8	15.8	10.8	6.5	47.4	48.1	47.4	36.3	36.8	36.3
5	14.7	13.9	12.0	9.0	6.2	39.3	39.7	39.3	30.4	30.8	30.4
6	10.5	10.2	9.2	7.4	5.7	31.8	32.2	31.8	25.1	25.4	25.1
7	7.8	7.5	6.8	6.0	4.8	26.4	26.7	26.4	21.2	21.3	21.2
8	6.1	6.1	5.6	4.9	4.1	22.4	22.6	22.4	18.5	18.2	18.5
9	4.7	4.7	4.5	4.2	3.7	19.8	19.9	19.8	15.9	14.9	15.9

## THE KIRLIN COMPANY

3401 EAST JEFFERSON AVENUE • DETROIT, MICHIGAN 48207-4232  
(313) 259-6400 • Fax: (313) 259-9409 OR (313) 259-3121 • www.kirlinlighting.com

RENAISSANCE SERIES  
COMPACT FLUORESCENT LIGHTING

MAXIMUM WATTAGE

1 Triple 57

CATALOG NUMBER

FRT-04097

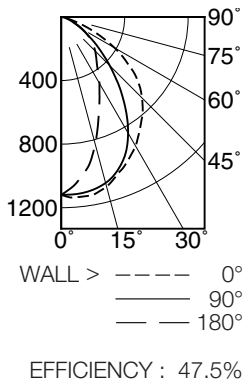
DUE TO OUR CONTINUING EFFORT TO IMPROVE PRODUCTS, TECHNICAL INFORMATION IS SUBJECT TO CHANGE WITHOUT NOTICE.

Alzak® is a registered trademark of ALCOA.

Detailed Photometry - Installed Fixture

Photometry from I.T.L., Boulder, CO

FRT-04097 (1 Triple 57)



CANDLEPOWER DISTRIBUTION					
	0.0	45.0	90.0	135.0	180.0
0	1119	1119	1119	1119	1119
5	1138	1137	1118	1076	1053
15	1105	1126	1081	920	828
25	996	1052	955	670	571
35	864	916	708	432	400
45	720	721	433	267	303
55	512	457	217	158	210
65	251	190	93	73	98
75	52	52	35	21	22
85	3	5	4	5	5
90	0	0	0	0	0

COEFFICIENTS OF UTILIZATION							
RF	20						
RC	80				50		
RW	70	50	30	10	50	30	10
1	53	51	49	48	48	47	46
2	49	46	43	41	43	41	39
3	45	41	38	35	39	36	34
4	42	37	33	31	35	32	30
5	39	33	30	27	32	29	27
6	36	30	27	24	29	26	24
7	34	28	24	22	27	24	21
8	32	26	22	19	25	22	19
9	30	24	20	18	23	20	18
10	28	22	19	16	21	18	16

ITL TEST #55416 \*LER=29.4 •AEC=\$8.17

\* LER = Luminaire Efficiency Rating

$$LER = \frac{\text{Luminaire Effic.} \times \text{Total Lamp Lumens} \times \text{Ballast Factor}}{\text{Input Watts}}$$

• AEC = Annual Energy Cost per 1000 lumens (based on 3000 hours use @ \$0.08 KWH).

Options

Ballast, Wattage and Voltage

- 39 Installed electronic dimming ballast. Indoor use. 10°C (50°F) minimum start. Specify wattage, voltage and brand. Not available with Option -75, -CR or -HR.
- 43 Lower wattage. For 4-pin 42/32/26W triple or 26W quad (multi-wattage/voltage). Specify wattage.
- 97 Specify other voltage. Consult factory.
- 98 347 volt, 50/60 Hz. input. Consult factory.

Emergency Ballast - Specify Voltage<sup>1</sup>

Remote (field mounted) ballast, test switch and

- indicator light. Suitable for damp locations from 0° to 50°C (32° to 122°F) or with Cold Weather version (see -CR) -20° to 55°C (-4° to 131°F).
- 75 Remote 1-lamp EM ballast. Specify voltage.
- CR Remote cold weather (-20° to 55°C) 1-lamp EM ballast. Specify voltage.
- HR<sup>1</sup> Remote higher lumen (up to 1250) 1-lamp EM ballast. 13-42W only. Specify voltage.

Lenses and Trims

- 30 All white lower trim. (CP x .95)
- 31 White acrylic enameled lower trim flange.
- 32 White oversize trim extender. Specify size.
- 45 Gasket between ceiling and trim flange.
- 57 SofTex Titanium lower trim. (CP x .80)

- 71 SofTex Dune lower trim. (CP x .88)
- 77 SofTex Pewter lower trim. (CP x .85)
- 90 SofTex Champagne Gold lower trim. (CP x .91)
- 91 SofTex Wheat lower trim. (CP x .87)
- 94 Custom color/finish. Specify. Consult factory.

Other

- 99 Special modification. Consult factory.
- FS Additional in-line fuse. Not available with Option -98 (347V).
- LE With 4-pin electronic lamp. 3500°K standard. 82 CRI and 12,000 hour life. Specify wattage, style and color temperature.

<sup>1</sup> Visit [www.kirlinlighting.com](http://www.kirlinlighting.com) for most current performance / specifications.

SUBMITTAL DATA

APPROVAL STAMP

JOB NAME \_\_\_\_\_  
 TYPE \_\_\_\_\_  
 WATTAGE \_\_\_\_\_ VOLTAGE \_\_\_\_\_  
 CATALOG NUMBER \_\_\_\_\_

LIMITED WARRANTY: CATALOGUED KIRLIN FIXTURES ARE WARRANTED FREE OF DEFECTS IN WORKMANSHIP OR MATERIAL FOR THREE YEARS FROM DATE OF PURCHASE. INSTALLLED TO N.E.C., IN NORMAL USE. Manufacturer at this option will replace or repair such fixture or refund the purchase price on presentation of proof of purchase and defective fixture at the office of manufacturer within three years of original shipment. Liability of manufacturer is limited to the foregoing, and manufacturer shall not be liable for any other damages, direct or indirect, sustained or suffered by purchaser of any part of the warranty. This warranty is supplied for all the fixtures expressed or implied. It does not constitute a warranty or amend this specific warranty. Abnormal use, abuse of the fixture, improper installation, or repair of installation of the fixture without prior written authorization from the manufacturer voids the warranty.