

CATALOG #	TYPE	
JOB NAME	WATTAGE	VOLTAGE

10" 3 Triple 42 WATT MAXIMUM

FRR-10012

3 Lamp High Lumen Package With  
Optional Dimming or Switching

**THIS PRODUCT  
IS NO LONGER  
AVAILABLE**

**Features**

**Lamp**

- Designed for three 4-pin triple tube amalgam or quad compact fluorescent lamps: 42/32/26 watt triple or 26W quad.

**Ballast: Multi Wattage/Voltage**

- Installed electronic high power factor ballast protected. For lower wattages: Option -4.
- 120-277 multi-volt; 50/60 Hz. THD < 10%.
- Single circuit wiring or see Option -84.
- Cold weather -22°F (-30°C).
- End of lamp life protection circuit. RFI filter.
- Internally fused. Also see Options -F1, -F2.

**Reflector**

- Low iridescence (L.I.) Alzak® aluminum, one piece, self-finished.
- See Options for other finishes.

**Aluminum Housing**

- Acrylic enamel. Rustproof: Exceeds 1000 hour ASTM 5% salt spray test.

- Lightweight: Minimizes ceiling load.
- Quiet operation. Extra sound absorber. Entire luminaire served through aperture. Built-in plastic trim.
- Prewired 14 GA (NEC) galvanized steel, UL listed. 1/2" and 3/4" knockouts.

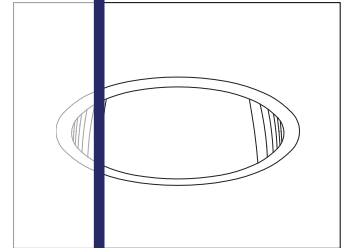
**Installation**

- 27" galvanized hanger bars with adjustable mounting brackets (2) supplied.

See pages 10 and 11 for mounting instructions.

**UL, C-UL (Canada) Listings**

- UL listed for use in damp or wet locations.
- UL listed for use in dry, damp or wet locations.
- UL listed for use in dry, damp or wet locations.
- UL listed for use in dry, damp or wet locations.
- Complete standard fixture and ballast.



Recessed Round  
Open  
Single Reflector

**Selected Optional Trims:**

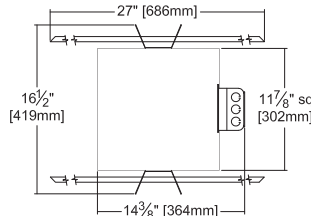
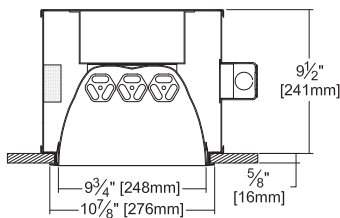
- Softex Dune Option -71
- Softex Gold Option -90
- Softex Wheat Option -91

**Please consult  
QUOTATIONS**

**for the best alternative.**

**Performance at a Glance**

FRR-10012

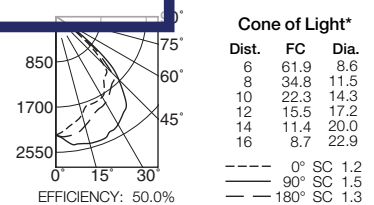


Ceiling Cut-out  
10 1/4" Dia.

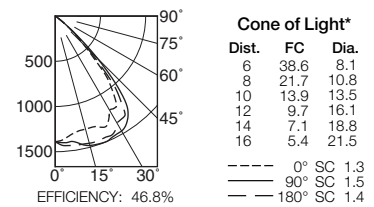
**Cone of Light Key**

- Ft. Distance from fixture
- FC Footcandles at nadir (0°)
- Dia. Circle of light at 50% of FC
- \* Dia. (in ft.) shown is where FC value is half the FC at nadir.

FRR-10012 (3 Triple 42W)



FRR-10012 (3 Quad 26W)



## THE KIRLIN COMPANY

3401 EAST JEFFERSON AVENUE • DETROIT, MICHIGAN 48207-4232  
(313) 259-6400 • Fax: (313) 259-9409 OR (313) 259-3121 • www.kirlinlighting.com

**RENAISSANCE SERIES  
COMPACT FLUORESCENT LIGHTING**

MAXIMUM WATTAGE

**3 Triple 42**

CATALOG NUMBER

**FRR-10012**

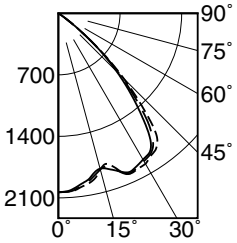
DUE TO OUR CONTINUING EFFORT TO IMPROVE PRODUCTS,  
TECHNICAL INFORMATION IS SUBJECT TO CHANGE WITHOUT NOTICE.

Alzak® is a registered trademark of ALCOA.

Detailed Photometry - Installed Fixture

Photometry from I.T.L., Boulder, CO

FRR-10012 (3 Triple 42)



--- 0° SC 1.2  
 — 90° SC 1.5  
 - - 180° SC 1.3

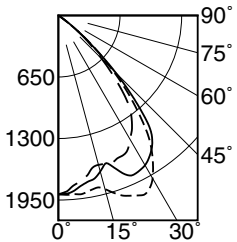
EFFICIENCY : 50.0%

CANDLEPOWER DISTRIBUTION					
	0.0	45.0	90.0	135.0	180.0
0	2227	2227	2227	2227	2227
5	2127	2219	2352	2342	2260
15	1902	2211	2466	2402	2124
25	1772	2169	2392	2366	1912
35	1585	2157	2212	2282	1760
45	1261	1422	1672	1606	1483
55	286	405	531	475	394
65	4	5	4	4	5
75	0	0	0	0	0
85	0	0	0	0	0
90	0	0	0	0	0

COEFFICIENTS OF UTILIZATION							
RF	20						
	80			50			
	70	50	30	10	50	30	10
1	56	54	53	52	51	50	49
2	52	49	47	45	47	45	43
3	49	45	42	39	43	40	38
4	45	41	37	35	39	36	34
5	42	37	33	31	36	32	30
6	39	34	30	27	32	29	27
7	37	31	27	24	30	27	24
8	34	28	25	22	27	24	22
9	32	26	23	20	25	22	20
10	30	24	21	18	23	20	18

ITL TEST #55660 \*LER=36.8 •AEC=\$6.53

FRR-10012 (3 Quad 26)



--- 0° SC 1.3  
 — 90° SC 1.5  
 - - 180° SC 1.4

EFFICIENCY : 46.8%

CANDLEPOWER DISTRIBUTION					
	0.0	45.0	90.0	135.0	180.0
0	1390	1390	1390	1390	1390
5	1353	1365	1405	1428	1438
15	1294	1347	1481	1496	1456
25	1342	1372	1482	1539	1458
35	1180	1230	1395	1368	1344
45	436	570	657	619	512
55	31	44	19	40	31
65	2	1	2	1	2
75	0	0	0	0	0
85	0	0	0	0	0
90	0	0	0	0	0

COEFFICIENTS OF UTILIZATION							
RF	20						
	80			50			
	70	50	30	10	50	30	10
1	53	51	50	49	48	47	47
2	50	47	45	43	45	43	42
3	47	44	40	38	41	39	37
4	44	40	37	34	38	35	34
5	41	36	33	31	35	32	30
6	38	33	30	28	32	30	28
7	36	31	28	25	30	27	25
8	34	29	25	23	28	25	23
9	32	26	23	21	26	23	21
10	30	25	21	19	24	21	19

ITL TEST #40094 \*LER=26.6 •AEC=\$9.01

\* LER = Luminaire Efficiency Rating  
 LER = Luminaire Effic. x Total Lamp Lumens x Ballast Factor  
 Input Watts

• AEC = Annual Energy Cost per 1000 lumens  
 (based on 3000 hours use @ \$0.08 KWH).

LIMITED WARRANTY: CATALOGED KIRLIN FIXTURES ARE WARRANTED FREE OF DEFECTS IN WORKMANSHIP OR MATERIAL FOR THREE YEARS FROM DATE OF PURCHASE. INSTALLLED TON, E.C., IN NORMAL USE. Manufacturer at the option will replace or repair such fixture or refund the purchase price on presentation of proof of purchase and defective fixture to the office of manufacturer within three years of original shipment. Liability of manufacturer is limited to the fixture and its components. This warranty is supplied to the buyer in place of all other warranties, expressed or implied. Seller does not warrant as to merchantability or fitness for a particular use, nor will any oral statement constitute a warranty or amend this specific warranty. Abnormal use, abuse of the fixture, improper installation, or repair, or modification of the fixture without prior written authorization from the manufacturer will render the warranty void.

Options

Ballast, Wattage and Voltage

- 39 Installed electronic dimming ballast. Indoor use. 10°C (50°F) minimum start. Specify wattage, voltage and brand.
- 43 Lower wattage: for either 4-pin electronic 3x18W triple/quad or 3x13W quad (only). Specify wattage.
- 84 Wired for two circuits. Also see -FD.
- 97 Specify other voltage. Consult factory.
- 98 347 volt, 50/60 Hz. input. Consult factory.

Emergency Ballast - Specify Voltage<sup>1</sup>

Internal (factory installed) ballast, test switch and indicator light. Suitable for damp locations from 0° to 50°C (32° to 122°F) or with Cold Weather version (see -CE) -20° to 55°C (-4° to 131°F).

- 73 Internal 1-lamp EM ballast. Specify voltage.
- CE Internal cold weather (-20° to 55°C) 1-lamp EM ballast. Specify voltage.
- HE<sup>1</sup> Internal higher lumen (up to 1250) 1-lamp EM ballast. 13-42W only. Specify voltage.

Trims

- 31 White acrylic enameled reflector flange.
- 32 White oversize trim ring. Specify O.D.
- 45 Gasket between ceiling and reflector flange.
- 70 SofTex Clear reflector. (CP x .89)
- 71 SofTex Dune reflector. (CP x .85)
- 79 Extension collar for ceilings up to 2" thick.
- 82 Sloped ceiling adapter. Specify slope in 5° increments up to 30°.
- 90 SofTex Champagne Gold reflector. (CP x .88)

- 91 SofTex Wheat reflector. (CP x .83)
- 94 Custom color/finish. Specify. Consult factory.

Other

- 99 Special modification. Consult factory.
- FD Two additional in-line fuses. One per ballast. Use with Option -84. Not available with Option -98 (347V).
- FS Additional in-line fuse. Not available with Option -98 (347V).
- LE With 4-pin electronic lamp. 3500°K standard. 82 CRI and 12,000 hour life. Specify wattage, style and color temperature.

<sup>1</sup> Visit [www.kirlinlighting.com](http://www.kirlinlighting.com) for most current performance / specifications.

SUBMITTAL DATA

APPROVAL STAMP

JOB NAME

TYPE

WATTAGE

VOLTAGE

CATALOG NUMBER