

CATALOG #	TYPE	
JOB NAME	WATTAGE	VOLTAGE

7" 1 Triple 57 WATT MAXIMUM

FRR-07028

Lensed Wall Wash in Shallow Housing

THIS PRODUCT IS NO LONGER AVAILABLE

Features

Lamp

- Designed for one 4-pin triple/four tube amalgam compact fluorescent lamp:
- 57W triple/four tube.

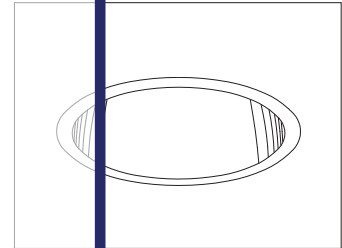
Ballast: Multi Voltage

- Installed electronic high power factor, thermally protected. For lower wattages: Option -43.
- 120-277 multi-volt; 50/60 Hz. THD < 10%.
- ClickQuick connectors for easy service.
- Cold weather -22°F (-30°C).
- End of lamp life protection circuit. For details see Option -F3.
- Internally fused. Also see Option -F3.

Trim Assembly

- Upper: Spectular Alzak® aluminum.
- Lower: Low-mercury incandescence (L.I.) Alzak® aluminum self-flanged.
- Tempered polycarbonate C#73 spreader.

- Aluminum housing.
 - Acrylic enclosure. The hood. Enclosure 100% UV resistant.
 - 100% stainless steel spring.
 - Lightweight: Minimizes ceiling load.
 - Cool operation: Extends component life.
 - Emergency luminaire sensor through aperture.
 - Built-in plastic tamper-resistant lock.
 - Powder 14-GA (NEC) galvanized steel, UL listed. 1/2" and 3/4" knockouts.
- Installation**
- 27" galvanized hanger bars with adjustable mounting brackets (2) supplied.
 - Recesses indoor or outdoor in cavity.
 - UL, C-UL (Canada) Listings
 - Wet, damp or dry locations; covered ceilings.
 - For more information, contact Kirlin Lighting at 313-259-6400.



Recessed Round Lensed Wall Wash Shallow Plenum

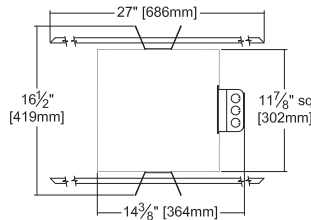
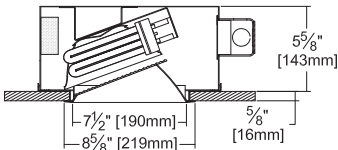
Please consult QUOTATIONS

for the best alternative.

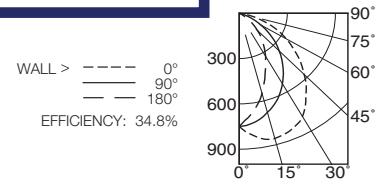
Performance at a Glance

FRR-07028 (1 Triple 57W)

FRR-07028



Ceiling Cut-out 8" Dia.



DISTANCE FROM CEILING IN FEET	SINGLE FIXTURE				MULTIPLE FIXTURES						
	1'	2'	3'	4'	3' CENTERS	4' CENTERS	3' CENTERS	4' CENTERS			
FIXTURE INSTALLED 3' FROM WALL											
Footcandle Distribution on Wall Surface											
1	13.7	10.6	6.1	2.7	1.3	20.3	19.2	20.3	17.4	14.7	17.4
2	24.2	20.3	12.8	6.7	3.3	39.8	39.3	39.8	30.3	27.4	30.3
3	22.4	19.8	13.9	8.5	4.7	42.8	42.9	42.8	33.3	31.9	33.3
4	17.0	15.4	11.8	8.0	5.0	37.4	37.6	37.4	29.1	28.5	29.1
5	12.1	11.0	8.9	6.5	4.5	30.4	30.5	30.4	23.8	23.5	23.8
6	8.6	8.1	6.8	5.3	4.0	24.1	24.4	24.1	19.3	19.2	19.3
7	6.3	5.9	5.1	4.2	3.3	19.6	19.9	19.6	15.9	15.9	15.9
8	4.9	4.7	4.2	3.4	2.8	16.3	16.5	16.3	13.5	13.4	13.5
9	3.7	3.6	3.4	2.9	2.5	14.2	13.6	14.2	11.4	10.8	11.4

THE KIRLIN COMPANY

3401 EAST JEFFERSON AVENUE • DETROIT, MICHIGAN 48207-4232
 (313) 259-6400 • Fax: (313) 259-9409 OR (313) 259-3121 • www.kirlinlighting.com

RENAISSANCE SERIES
COMPACT FLUORESCENT LIGHTING

MAXIMUM WATTAGE

1 Triple 57

CATALOG NUMBER

FRR-07028

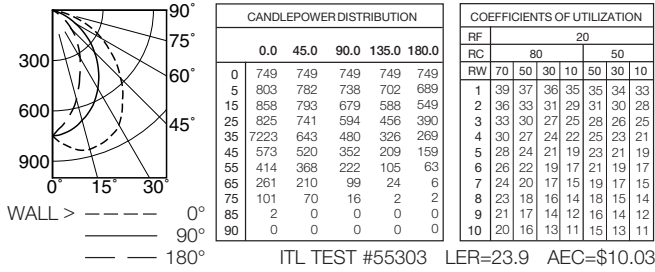
DUE TO OUR CONTINUING EFFORT TO IMPROVE PRODUCTS, TECHNICAL INFORMATION IS SUBJECT TO CHANGE WITHOUT NOTICE.

Alzak® is a registered trademark of ALCOA.

Detailed Photometry - Installed Fixture

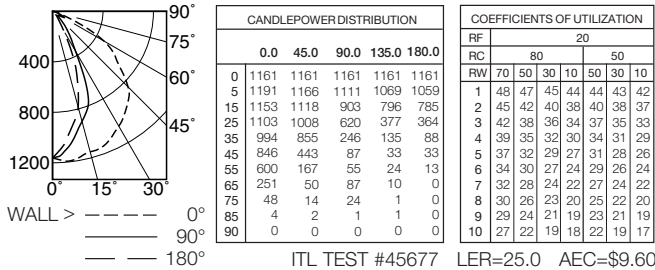
Photometry from I.T.L., Boulder, CO

FRR-07028 (1 Triple 57)



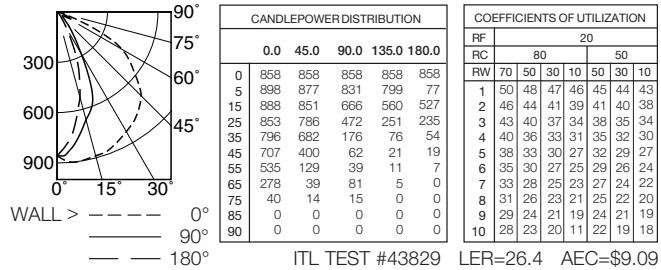
EFFICIENCY : 34.8%

FRR-07028-43 (1 Triple 42)



EFFICIENCY : 42.9%

FRR-07028-43 (1 Triple 32)



EFFICIENCY : 44.5%

* LER = Luminaire Efficiency Rating

LER = Luminaire Effic. x Total Lamp Lumens x Ballast Factor / Input Watts

• AEC = Annual Energy Cost per 1000 lumens (based on 3000 hours use @ \$0.08 KWH).

Options

Ballast, Wattage and Voltage

- 39 Installed electronic dimming ballast. Not Type IC listed. Indoor use. 10°C (50°F) minimum start. Specify wattage, voltage and brand. Not available with Option -75, -CR or -HR.
- 43 Lower wattage: for 4-pin 42/32/26W triple or 26W quad (multi-wattage/voltage). Specify wattage.
- 97 Specify other voltage. Consult factory.
- 98 347 volt, 50/60 Hz. input. Consult factory.

Emergency Ballast - Specify Voltage¹

Remote (field mounted) ballast, test switch and

indicator light. Suitable for damp locations from 0° to 50°C (32° to 122°F) or with Cold Weather version (see -CR) -20° to 55°C (-4° to 131°F).

- 75 Remote 1-lamp EM ballast. Specify voltage.
- CR Remote cold weather (-20° to 55°C) 1-lamp EM ballast. Specify voltage.
- HR¹ Remote higher lumen (up to 1250) 1-lamp EM ballast. 13-42W only. Specify voltage.

Trims

- 30 All white lower cone. (CP x .95)
- 31 White flange (only) on lower cone.
- 32 White oversize trim ring. Specify O.D.
- 45 Gasket between ceiling and cone flange.
- 57 SofTex Titanium lower cone. (CP x .80)

- 70 SofTex Clear lower cone. (CP x .92)
- 71 SofTex Dune lower cone. (CP x .88)
- 77 SofTex Pewter lower cone. (CP x .85)
- 90 SofTex Champagne Gold lower cone. (CP x .91)
- 91 SofTex Wheat lower cone. (CP x .87)
- 94 Custom color/finish. Specify. Consult factory.

Other

- 99 Special modification. Consult factory.
- FS Additional in-line fuse. Not available with Option -98 (347V).
- LE With 4-pin electronic lamp. 3500°K standard. 82 CRI and 12,000 hour life. Specify wattage, style and color temperature.

¹ Visit www.kirlinlighting.com for most current performance / specifications.

SUBMITTAL DATA

JOB NAME

TYPE

WATTAGE

VOLTAGE

CATALOG NUMBER

APPROVAL STAMP

LIMITED WARRANTY: CATALOGED KIRLIN FIXTURES ARE WARRANTED FREE OF DEFECTS IN WORKMANSHIP OR MATERIAL FOR THREE YEARS FROM DATE OF PURCHASE. INSTALLED TO N.E.C. IN NORMAL USE. Manufacturer at the option will inspect or repair such fixture or refund the purchase price on presentation of proof of purchase and defective fixture at the office of manufacturer within three years of original shipment. Liability of manufacturer is limited to the foregoing, and manufacturer shall not be liable for any other damages, direct or indirect, sustained or suffered by purchaser or any person. This warranty is supplied to the buyer in place of all other warranties, expressed or implied. Seller does not warrant as to merchantability or fitness for a particular use, nor will any oral statement constitute a warranty or amend this specific warranty. Abnormal use, abuse of the fixture, improper installation, or repair, or modification of the fixture without prior written authorization from the manufacturer will render the warranty void.