

| | | |
|-----------|---------|---------|
| CATALOG # | TYPE | |
| JOB NAME | WATTAGE | VOLTAGE |

7" 1 Triple 57 WATT MAXIMUM

FRR-07025

Open Wall Wash in Shallow Housing

THIS PRODUCT IS NO LONGER AVAILABLE

Features

Lamp

- Designed for one 4-pin triple foot tube amalgam compact fluorescent lamp;
- 57W triple/foot tube.

Ballast: Multi Wattage/Voltage

- Installed electronic high power factor ballast protected. For lower wattages: Option -4.
- 120-277 multi-volt; 50/60 Hz. THD < 10%.
- ClickQuick connectors for easy service.
- Single circuit wiring or see Option -84.
- Cold weather -22°F (-30°C).
- End of lamp life protection circuit. RFI filter.
- Internally fused. Also see Options -F1.

Reflectors

- Adjust 360°
- Inner: Low incidence (L.I.) Alzak® aluminum one piece, self-flanged.
- Outer: Etched and anodized 100% aluminum uniform wall washing.

- Aluminum housing
- Acrylic end caps
- 100-hour AEM salt spray test
- Lightweight: Minimizes ceiling load.
- Cool operation: Extended component life.
- Efficient: Maximum lumens per watt through aperture.
- Built-in plastic mounting tabs
- Prewired 14 GA (NEC) galvanized steel, UL listed. 1/2" and 3/4" knockouts.

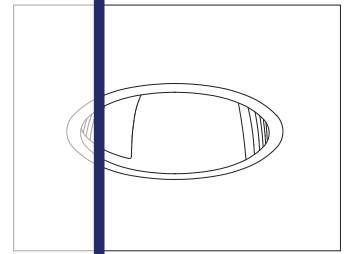
Installation

- 27" galvanized hanger bars with adjustable mounting brackets (2) supplied.

For more information on our products, visit our website at www.kirlinlighting.com.

UL, C-UL (Canada) Listings

- Complete standard fixture and ballast.



Recessed Round
Open
Wall Wash
Shallow Plenum

Please consult

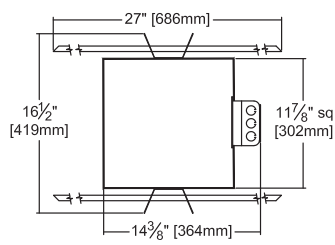
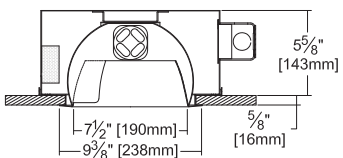
QUOTATIONS

for the best alternative.

Performance at a Glance

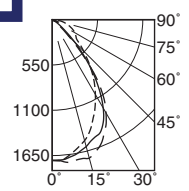
FRR-07025 (1 Triple 57W)

FRR-07025



Ceiling Cut-out
8 3/4" Dia.

WALL > --- 0°
--- 90°
--- 180°
EFFICIENCY: 61.8%



| DISTANCE FROM CEILING IN FEET | SINGLE FIXTURE | | | | | MULTIPLE FIXTURES | | | | | |
|-------------------------------|----------------|------|------|-----|-----|-------------------|------|------|------------|------|------|
| | 1' | 2' | 3' | 4' | | 3' CENTERS | | | 4' CENTERS | | |
| 1 | 17.4 | 14.5 | 9.1 | 4.6 | 2.4 | 27.5 | 26.2 | 27.5 | 22.2 | 19.1 | 22.2 |
| 2 | 22.2 | 19.7 | 13.3 | 7.4 | 3.9 | 38.6 | 38.0 | 38.6 | 30.1 | 27.3 | 30.1 |
| 3 | 21.4 | 19.9 | 14.4 | 8.7 | 4.9 | 40.3 | 40.3 | 40.3 | 31.9 | 30.4 | 31.9 |
| 4 | 19.8 | 19.1 | 14.8 | 9.8 | 5.8 | 40.8 | 41.2 | 40.8 | 31.8 | 31.1 | 31.8 |
| 5 | 16.2 | 15.6 | 13.2 | 9.5 | 6.3 | 38.2 | 38.4 | 38.2 | 29.7 | 29.6 | 29.7 |
| 6 | 12.5 | 12.4 | 11.1 | 8.8 | 6.6 | 33.9 | 34.4 | 33.9 | 26.9 | 26.9 | 26.9 |
| 7 | 9.9 | 9.7 | 8.9 | 7.6 | 6.1 | 30.2 | 31.0 | 30.2 | 24.2 | 24.4 | 24.2 |
| 8 | 8.1 | 8.3 | 7.7 | 6.6 | 5.5 | 27.4 | 27.8 | 27.4 | 22.4 | 22.1 | 22.4 |
| 9 | 6.4 | 6.6 | 6.4 | 5.9 | 5.1 | 25.5 | 24.2 | 25.5 | 19.8 | 18.8 | 19.8 |

THE KIRLIN COMPANY

3401 EAST JEFFERSON AVENUE • DETROIT, MICHIGAN 48207-4232
(313) 259-6400 • Fax: (313) 259-9409 OR (313) 259-3121 • www.kirlinlighting.com

RENAISSANCE SERIES
COMPACT FLUORESCENT LIGHTING

MAXIMUM WATTAGE
1 Triple 57

CATALOG NUMBER
FRR-07025

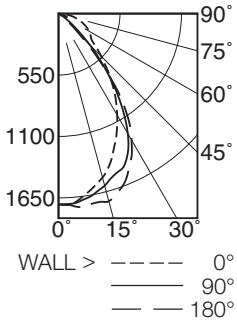
DUE TO OUR CONTINUING EFFORT TO IMPROVE PRODUCTS, TECHNICAL INFORMATION IS SUBJECT TO CHANGE WITHOUT NOTICE.

Alzak® is a registered trademark of ALCOA.

Detailed Photometry - Installed Fixture

Photometry from I.T.L., Boulder, CO

FRR-07025 (1 Triple 57)



EFFICIENCY : 61.8%

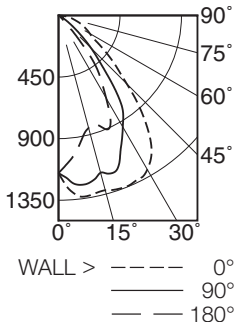
| CANDLEPOWER DISTRIBUTION | | | | | |
|--------------------------|------|------|------|-------|-------|
| | 0.0 | 45.0 | 90.0 | 135.0 | 180.0 |
| 0 | 1286 | 1286 | 1286 | 1286 | 1286 |
| 5 | 1281 | 1286 | 1310 | 1310 | 1307 |
| 15 | 1232 | 1253 | 1188 | 1288 | 1294 |
| 25 | 1248 | 1319 | 1312 | 1293 | 1235 |
| 35 | 995 | 1068 | 1030 | 981 | 983 |
| 45 | 250 | 278 | 296 | 246 | 334 |
| 55 | 31 | 16 | 12 | 12 | 12 |
| 65 | 3 | 3 | 4 | 3 | 3 |
| 75 | 2 | 2 | 2 | 2 | 2 |
| 85 | 0 | 0 | 0 | 0 | 0 |
| 90 | 0 | 0 | 0 | 0 | 0 |

ITL TEST #54938 LER=38.1 AEC=\$6.29

| COEFFICIENTS OF UTILIZATION | | | | | | | |
|-----------------------------|----|----|----|----|----|----|----|
| RF | 20 | | | | | | |
| | 80 | | | | 50 | | |
| RC | 70 | 50 | 30 | 10 | 50 | 30 | 10 |
| 1 | 70 | 68 | 66 | 65 | 64 | 63 | 62 |
| 2 | 66 | 62 | 60 | 57 | 59 | 57 | 55 |
| 3 | 62 | 58 | 54 | 51 | 55 | 52 | 50 |
| 4 | 58 | 53 | 49 | 46 | 51 | 48 | 45 |
| 5 | 55 | 49 | 45 | 42 | 47 | 44 | 41 |
| 6 | 51 | 45 | 41 | 38 | 44 | 40 | 38 |
| 7 | 48 | 42 | 38 | 35 | 41 | 37 | 35 |
| 8 | 46 | 39 | 35 | 32 | 38 | 34 | 32 |
| 9 | 43 | 36 | 32 | 30 | 35 | 32 | 29 |
| 10 | 41 | 34 | 30 | 27 | 33 | 30 | 27 |

* LER = Luminaire Efficiency Rating
LER = Luminaire Effic. x Total Lamp Lumens x Ballast Factor
Input Watts

FRR-07025-43 (1 Triple 42)



EFFICIENCY : 60.2%

| CANDLEPOWER DISTRIBUTION | | | | | |
|--------------------------|------|------|------|-------|-------|
| | 0.0 | 45.0 | 90.0 | 135.0 | 180.0 |
| 0 | 1151 | 1151 | 1151 | 1151 | 1151 |
| 5 | 1305 | 1294 | 1231 | 1105 | 1054 |
| 15 | 1322 | 1328 | 1189 | 958 | 850 |
| 25 | 1334 | 1343 | 1077 | 993 | 894 |
| 35 | 1187 | 1178 | 808 | 644 | 514 |
| 45 | 707 | 720 | 337 | 156 | 53 |
| 55 | 354 | 337 | 90 | 17 | 15 |
| 65 | 215 | 152 | 13 | 15 | 2 |
| 75 | 120 | 84 | 6 | 2 | 1 |
| 85 | 30 | 21 | 2 | 0 | 0 |
| 90 | 0 | 0 | 0 | 0 | 0 |

ITL TEST #47219 LER=37.8 AEC=\$6.35

| COEFFICIENTS OF UTILIZATION | | | | | | | |
|-----------------------------|----|----|----|----|----|----|----|
| RF | 20 | | | | | | |
| | 80 | | | | 50 | | |
| RC | 70 | 50 | 30 | 10 | 50 | 30 | 10 |
| 1 | 67 | 65 | 63 | 62 | 61 | 60 | 59 |
| 2 | 63 | 59 | 56 | 54 | 56 | 54 | 52 |
| 3 | 59 | 54 | 50 | 47 | 51 | 48 | 46 |
| 4 | 55 | 49 | 45 | 42 | 47 | 44 | 41 |
| 5 | 51 | 45 | 41 | 38 | 43 | 40 | 37 |
| 6 | 48 | 42 | 37 | 34 | 40 | 36 | 34 |
| 7 | 45 | 38 | 34 | 31 | 37 | 33 | 31 |
| 8 | 42 | 36 | 31 | 28 | 35 | 31 | 28 |
| 9 | 40 | 33 | 29 | 26 | 32 | 28 | 26 |
| 10 | 38 | 31 | 27 | 24 | 30 | 26 | 24 |

* AEC = Annual Energy Cost per
1000 lumens (based on 3000
hours use @ \$0.08 KWH).

Options

Ballast, Wattage and Voltage

- 39 Installed electronic dimming ballast. Indoor use. 10°C (50°F) minimum start. Specify wattage, voltage and brand. Not available with Option -75, -CR or -HR.
- 43 Lower wattage: for 4-pin 42/32/26W triple or 26W quad (multi-wattage/voltage). Specify wattage.
- 97 Specify other voltage. Consult factory.
- 98 347 volt, 50/60 Hz. input. Consult factory.

Emergency Ballast - Specify Voltage¹

Remote (field mounted) ballast, test switch and indicator light. Suitable for damp locations from

- 0° to 50°C (32° to 122°F) or with Cold Weather version (see -CR) -20° to 55°C (-4° to 131°F).
- 75 Remote 1-lamp EM ballast. Specify voltage.
- CR Remote cold weather (-20° to 55°C) 1-lamp EM ballast. Specify voltage.
- HR¹ Remote higher lumen (up to 1250) 1-lamp EM ballast. 13-42W only. Specify voltage.

Trims

- 30 White inner trim. (CP x .95)
- 31 White acrylic enameled inner trim flange.
- 32 White oversize trim ring. Specify O.D.
- 45 Gasket between ceiling and trim flange.
- 57 SofTex Titanium inner trim. (CP x .80)
- 70 SofTex Clear inner trim. (CP x .92)

- 71 SofTex Dune inner trim. (CP x .88)
- 77 SofTex Pewter inner trim. (CP x .85)
- 79 Extension collar for ceilings up to 2" thick.
- 90 SofTex Champagne Gold inner trim. (CP x .91)
- 91 SofTex Wheat inner trim. (CP x .87)
- 94 Custom color/finish. Specify. Consult factory.
- DW Double wall wash. Two cut-outs at 180°.

Other

- 99 Special modification. Consult factory.
- FS Additional in-line fuse. Not available with Option -98 (347V).
- LE With 4-pin electronic lamp. 3500°K standard. 82 CRI and 12,000 hour life. Specify wattage, style and color temperature.

¹ Visit www.kirlinlighting.com for most current performance / specifications.

SUBMITTAL DATA

JOB NAME

TYPE

WATTAGE

VOLTAGE

CATALOG NUMBER

APPROVAL STAMP

LIMITED WARRANTY: CATALOGED KIRLIN FIXTURES ARE WARRANTED FREE OF DEFECTS IN WORKMANSHIP OR MATERIAL FOR THREE YEARS FROM DATE OF PURCHASE. INSTALLLED TO N.E.C. IN NORMAL USE. Manufacturer at the option will inspect or repair such fixtures or refund the purchase price on presentation of proof of purchase and defective fixture at the offices of manufacturer within three years of original shipment. Liability of manufacturer shall not be liable for any other damages, direct or indirect, sustained or suffered by purchaser or any person. This warranty is supplied to the buyer in place of all other warranties, expressed or implied. Seller does not warrant as to merchantability or fitness for a particular use, nor will any oral statement constitute a warranty or amend this specific warranty. Abnormal use, abuse of the fixture, improper installation, or repair, or modification of the fixture without prior written authorization from the manufacturer will render the warranty void.