

CATALOG #	TYPE	
JOB NAME	WATTAGE	VOLTAGE

6" 1 Triple 42 WATT MAXIMUM

FRR-06006

Type C Shallow Plenum 42 Watt

# THIS PRODUCT IS NO LONGER AVAILABLE

### Features

#### Lamp

- Designed for one 4-pin tri-pin tube amalgam quad compact fluorescent lamp.
- 42/32/26W triple or 26W quad.
- Socket bracket position pre-set for 42W lamp. For 32 or 26W bracket must be repositioned during installation.

#### Ballast: Multi-Wattage/Voltage

- Installed electronic high power factor, thermally protected. For lower wattages: Option -43.
- 120-277 multi-volt; 50/60 Hz. THD < 10%.
- ClickQuick connectors for easy service.
- Cold weather -22°F (-30°C).
- End of lamp life protection circuit. Protects during installation.
- Internally fused. Also see Option -F.

#### Reflector

- Low iridescence (L.I.) Alzak® aluminum piece, self-finished.
- See Options for other finishes.

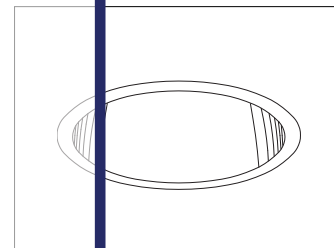
#### Aluminum Housing: Shallow 6" Depth

- Acrylic enamel. Dustproof: Egress 1000

- Light weight. Mounting holes 1/2" dia.
- Cool operation. Extends component life.
- Entire luminaire serviced through aperture.
- Built-in plastic tamper-resistant cap.
- Airtight design. Seal-Off™ -AT.
- UL listed. 1/2" and 3/4" knockouts.

#### Installation

- 27" galvanized hanger bars with adjustable mounting brackets (2) supplied.
- Recesses indoor or outdoor in covered locations.
- Wet, damp or dry locations, covered ceilings.
- Three Year Limited Warranty
- Complete standard fixture and ballast.



Recessed Round  
Open  
Single Reflector  
Shallow Plenum  
Type IC

#### Selected Optional Trims:

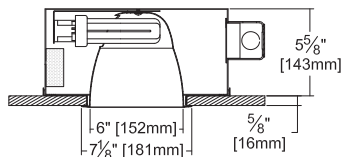
- Glow Ring Option -33
- Softex Dune Option -71
- Softex Gold Option -90
- Softex Wheat Option -91

Please consult **QUOTATIONS**

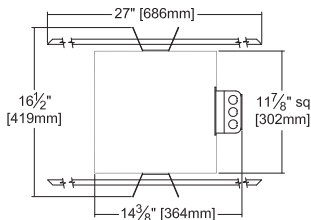
for the best alternative.

### Performance at a Glance

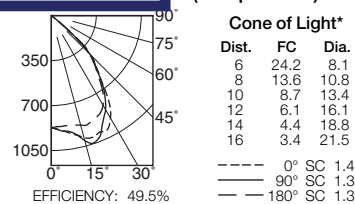
FRR-06006



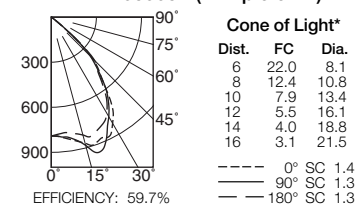
Ceiling Cut-out  
6 1/2" Dia.



FRR-06006 (1 Triple 42W)



FRR-06006 (1 Triple 32W)



**Cone of Light Key**  
**Ft.** Distance from fixture  
**FC** Footcandles at nadir (0°)  
**Dia.** Circle of light at 50% of FC  
 \* Dia. (in ft.) shown is where FC value is half the FC at nadir.



## THE KIRLIN COMPANY

3401 EAST JEFFERSON AVENUE • DETROIT, MICHIGAN 48207-4232  
 (313) 259-6400 • Fax: (313) 259-9409 OR (313) 259-3121 • www.kirlinlighting.com

RENAISSANCE SERIES  
 COMPACT FLUORESCENT LIGHTING

MAXIMUM WATTAGE

1 Triple 42

CATALOG NUMBER

FRR-06006

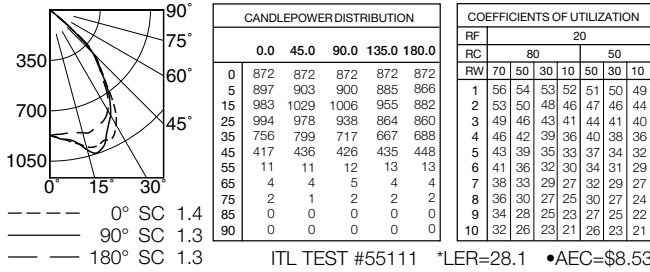
DUE TO OUR CONTINUING EFFORT TO IMPROVE PRODUCTS, TECHNICAL INFORMATION IS SUBJECT TO CHANGE WITHOUT NOTICE.

Alzak® is a registered trademark of ALCOA.

Detailed Photometry - Installed Fixture

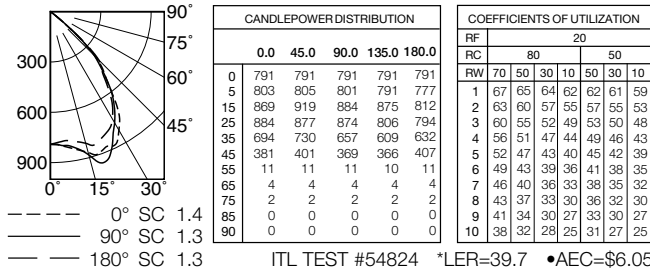
Photometry from I.T.L., Boulder, CO

**FRR-06006 (1 Triple 42)**



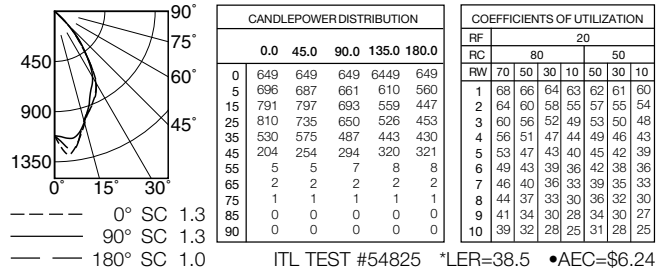
EFFICIENCY : 49.5%

**FRR-06006 (1 Triple 32)**



EFFICIENCY : 59.7%

**FRR-06006 (1 Triple 26)**



EFFICIENCY : 60.1%

\* LER = Luminaire Efficiency Rating

LER = Luminaire Effic. x Total Lamp Lumens x Ballast Factor / Input Watts

• AEC = Annual Energy Cost per 1000 lumens (based on 3000 hours use @ \$0.08 KWH).

**Options**

**Ballast, Wattage and Voltage**

- 39 Installed electronic dimming ballast. Not Type IC listed. Indoor use. 10°C (50°F) minimum start. Specify wattage, voltage and brand.
- 43 Lower wattage: for either 4-pin electronic 18W triple/quad or 13W quad (only). Specify wattage.
- 97 Specify other voltage. Consult factory.
- 98 347 volt, 50/60 Hz. input. Consult factory.

**Emergency Ballast - Specify Voltage<sup>1</sup>**

- Internal (factory installed) ballast, test switch and indicator light. Suitable for damp locations from 0° to 50°C (32° to 122°F) or with Cold Weather version (see -CE) -20° to 55°C (-4° to 131°F).
- 73 Internal 1-lamp EM ballast. Specify voltage.

- CE Internal cold weather (-20° to 55°C) 1-lamp EM ballast. Specify voltage.
- HE<sup>1</sup> Internal higher lumen (up to 1250) 1-lamp EM ballast. 13-42W only Specify voltage.

**Trims**

- 31 White acrylic enameled reflector flange.
- 32 White oversize trim ring. Specify O.D.
- 33 Decorative Glow Ring suspended beneath trim assembly.
- 45 Gasket between ceiling and reflector flange.
- 70 SofTex Clear reflector. (CP x .89)
- 71 SofTex Dune reflector. (CP x .85)
- 79 Extension collar for ceilings up to 2" thick.
- 90 SofTex Champagne Gold reflector. (CP x .88)
- 91 SofTex Wheat reflector. (CP x .83)
- 94 Custom color/finish. Specify. Consult factory.

- OG OptiGroove black seamless tapered aluminum reflector with white flange. (CP x .80)

**Other**

- 99 Special modification. Consult factory.
- AT Air tight with Type IC. Meets / exceeds ASTM E283 restricted airflow of 2 CFM maximum.
- FS Additional in-line fuse. Not available with Option -98 (347V).
- LE With 4-pin electronic lamp. 3500°K standard. 82 CRI and 12,000 hour life. Specify wattage, style and color temperature.



<sup>1</sup> Visit [www.kirlinlighting.com](http://www.kirlinlighting.com) for most current performance / specifications.

**SUBMITTAL DATA**

JOB NAME

TYPE

WATTAGE

VOLTAGE

CATALOG NUMBER

**APPROVAL STAMP**

<sup>2</sup> See GRR-06006 specification sheet or "Gazelle Express Program" brochure for complete details. Limited option availability.

LIMITED WARRANTY: CATALOGED KIRLIN FIXTURES ARE WARRANTED FREE OF DEFECTS FROM DATE OF PURCHASE. INSTALLATION TO N.E.C. IN NORMAL USE. Manufacturer at his option will replace or repair such fixture or refund the purchase price on presentation of proof of defective fixture to the offices of manufacturer within three years of original shipment. Liability of manufacturer is limited to the foregoing, and manufacturer shall not be liable for any other damages, direct or indirect, sustained or suffered by purchaser or any person. This warranty is supplied to the buyer in place of all other warranties, expressed or implied. Seller does not warrant as to merchantability of the fixture, improper installation, repair, or modification of the fixture without prior written authorization from the manufacturer will render the warranty void.