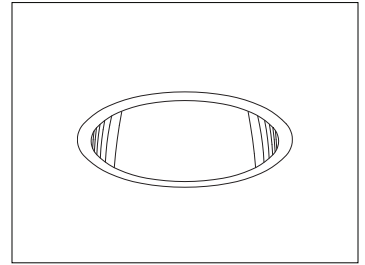


CATALOG #	TYPE	
JOB NAME	WATTAGE	VOLTAGE

4" 1 Triple 32 WATT MAXIMUM

FRR-04003

## Type IC 4" Aperture with Optional Air Tight Design



### Features

#### Lamp

- Designed for one 4-pin triple tube amalgam compact fluorescent lamp: 32/26W triple.
- Ballast: Multi-Wattage/Voltage**
- Installed electronic high power factor, thermally protected. For lower wattage options -B.
- 120-277 multi-volt; 50/60 Hz. HD 100.
- ClickQuick connectors for ease of service.
- Cold weather -22°F (-30°C).
- End of lamp life protection circuit. RFI filter.
- Internally fused. Also see Option -FF.

#### Reflector

- Low iridescence (L.I.) Alzak® aluminum one piece, self-flanged.
- See Options for other finishes.

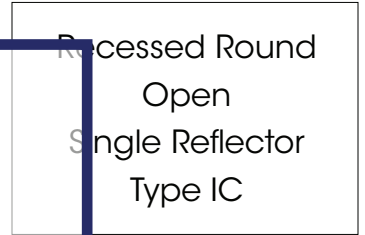
#### Aluminum Housing

- Acrylic enamel. Rustproof: Exceeds 1000 hour ASTM 5% salt spray test.

- Lightweight: Minimizes ceiling load.
- Cool operation: Extends component life.
- Entire luminaire serviced through aperture.

- UL Type IC design.
- Air Tight design. See Option -AT.
- Outlet Box**
- Prewired 14 GA (NEC) galvanized steel, UL listed, 1/2" and 3/4" knockouts.

- Installation**
- 2" galvanized anchor screws w/ adjustable mounting brackets (2) supplied.
- Recesses indoor or outdoor in covered locations.
- UL Type IC (Canada) listing.
- Direct, dimmable, dry locations, low ceiling applications. Type I listed for direct contact with insulation.
- Through branch conductors (#6 #12).
- See Ceiling Limitations.
- For complete standards and ballast.



Recessed Round  
Open  
Single Reflector  
Type IC

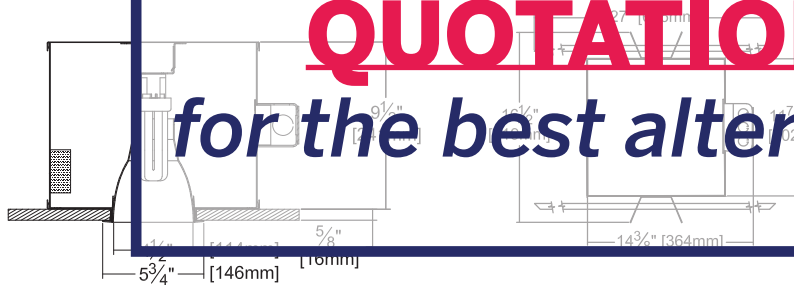
#### Selected Optional Trims:

- Glow Ring Option -33
- SofTex Dune Option -71
- SofTex Gold Option -90
- SofTex Wheat Option -91

**THIS PRODUCT IS NO LONGER AVAILABLE**

### Performance at a Glance

FRR-04003



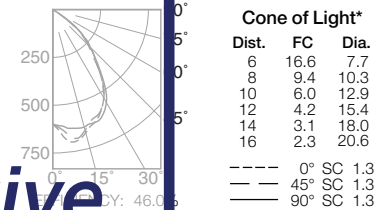
Ceiling Cut-out  
5" Dia.

#### Cone of Light Key

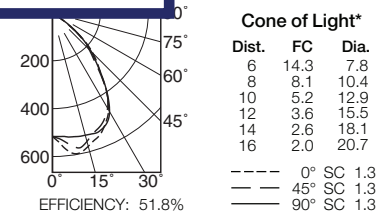
- Ft. Distance from fixture
- FC Footcandles at nadir (0°)
- Dia. Circle of light at 50% of FC
- \* Dia. (in ft.) shown is where FC value is half the FC at nadir.

*Please consult*  
**QUOTATIONS**  
*for the best alternative.*

FRR-04003 (1 Triple 32W)



FRR-04003 (1 Triple 26W)



## THE KIRLIN COMPANY

3401 EAST JEFFERSON AVENUE • DETROIT, MICHIGAN 48207-4232  
(313) 259-6400 • Fax: (313) 259-9409 OR (313) 259-3121 • www.kirlinlighting.com

RENAISSANCE SERIES  
COMPACT FLUORESCENT LIGHTING

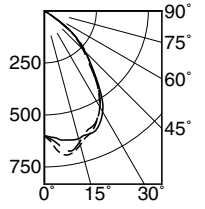
MAXIMUM WATTAGE  
1 Triple 32

CATALOG NUMBER  
FRR-04003

Detailed Photometry - Installed Fixture

Photometry from I.T.L., Boulder, CO

FRR-04003 (1 Triple 32)

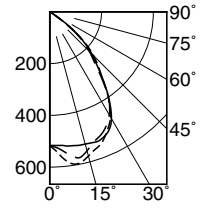


CANDLEPOWER DISTRIBUTION						COEFFICIENTS OF UTILIZATION															
						RF	20														
						RC	80						50								
						RW	70	50	30	10	50	30	10	50	30	10					
0	958	958	958	958	958	1	53	52	50	48	49	48	47	2	50	47	45	44	45	44	42
5	1148	1129	1078	1016	998	3	47	44	41	39	42	40	38	4	44	40	37	35	39	36	35
15	1002	1038	1034	975	961	5	42	37	34	32	36	33	31	6	39	34	31	29	33	31	29
25	937	938	916	888	876	7	37	32	29	27	31	28	26	8	35	30	27	24	29	26	24
35	685	660	666	634	632	9	33	28	25	22	27	24	22	10	31	26	23	21	25	23	21
45	358	373	352	356	355																
55	2	2	2	2	2																
65	0	0	0	0	0																
75	0	0	0	0	0																
85	0	0	0	0	0																
90	0	0	0	0	0																

ITL TEST #54822 \*LER=30.7 •AEC=\$7.81

EFFICIENCY : 46.0%

FRR-04003 (1 Triple 26)



CANDLEPOWER DISTRIBUTION						COEFFICIENTS OF UTILIZATION															
						RF	20														
						RC	80						50								
						RW	70	50	30	10	50	30	10	50	30	10					
0	958	958	958	958	958	1	53	52	50	48	49	48	47	2	50	47	45	44	45	44	42
5	1148	1129	1078	1016	998	3	47	44	41	39	42	40	38	4	44	40	37	35	39	36	35
15	1002	1038	1034	975	961	5	42	37	34	32	36	33	31	6	39	34	31	29	33	31	29
25	937	938	916	888	876	7	37	32	29	27	31	28	26	8	35	30	27	24	29	26	24
35	685	660	666	634	632	9	33	28	25	22	27	24	22	10	31	26	23	21	25	23	21
45	358	373	352	356	355																
55	2	2	2	2	2																
65	0	0	0	0	0																
75	0	0	0	0	0																
85	0	0	0	0	0																
90	0	0	0	0	0																

ITL TEST #54937 \*LER=35.4 •AEC=\$6.78

EFFICIENCY : 51.8%

\* LER = Luminaire Efficiency Rating  
LER = Luminaire Effic. x Total Lamp Lumens x Ballast Factor / Input Watts

• AEC = Annual Energy Cost per 1000 lumens (based on 3000 hours use @ \$0.08 KWH).

Options

Ballast, Wattage and Voltage

- 39 Installed electronic dimming ballast. Not Type IC listed. Indoor use. 10°C (50°F) minimum start. Specify wattage, voltage and brand.
- 43 Lower wattage: for either 4-pin electronic 18W triple/quadr or 13W quad (only). Specify wattage.
- 97 Specify other voltage. Consult factory.
- 98 347 volt, 50/60 Hz. input. Consult factory.

Emergency Ballast - Specify Voltage<sup>1</sup>

Internal (factory installed) ballast, test switch and indicator light. Suitable for damp locations from

- 0° to 50°C (32° to 122°F) or with Cold Weather version (see -CE) -20° to 55°C (-4° to 131°F).
- 73 Internal 1-lamp EM ballast. Specify voltage.
- CE Internal cold weather (-20° to 55°C) 1-lamp EM ballast. Specify voltage.
- HE<sup>1</sup> Internal higher lumen (up to 1250) 1-lamp EM ballast. 13-42W only. Specify voltage.

Trims

- 31 White acrylic enameled reflector flange.
- 32 White oversize trim ring. Specify O.D.
- 45 Gasket between ceiling and reflector flange.
- 70 SofTex Clear reflector. (CP x .89)
- 71 SofTex Dune reflector. (CP x .85)
- 79 Extension collar for ceilings up to 2" thick.
- 90 SofTex Champagne Gold reflector. (CP x .88)

- 91 SofTex Wheat reflector. (CP x .83)
- 94 Custom color/finish. Specify. Consult factory.

Top Access

- TA Top access for servicing from above.

Other

- 99 Special modification. Consult factory.
- AT Air tight with Type IC. Meets / exceeds ASTM E283 restricted airflow of 2 CFM maximum. Additional in-line fuse. Not available with Option -98 (347V).
- LE With 4-pin electronic lamp. 3500°K standard. 82 CRI and 12,000 hour life. Specify wattage, style and color temperature.

<sup>1</sup> Visit [www.kirlinlighting.com](http://www.kirlinlighting.com) for most current performance / specifications.

SUBMITTAL DATA

JOB NAME \_\_\_\_\_  
 TYPE \_\_\_\_\_  
 WATTAGE \_\_\_\_\_ VOLTAGE \_\_\_\_\_  
 CATALOG NUMBER \_\_\_\_\_

APPROVAL STAMP

LIMITED WARRANTY: CATALOGUED KIRLIN FIXTURES ARE WARRANTED FREE OF DEFECTS IN WORKMANSHIP OR MATERIAL FOR THREE YEARS FROM DATE OF PURCHASE. INSTALLLED TO N.E.C., IN NORMAL USE. Manufacturer at this option will replace or repair such fixture or refund the purchase price on presentation of proof of purchase and defective fixture at the office of manufacturer within three years of original shipment. Liability of manufacturer is limited to the foregoing, and manufacturer shall not be liable for any other damages, direct or indirect, sustained or suffered by purchaser of any person. This warranty is supplied in place of all other warranties, expressed or implied. Seller does not warrant as to merchantability or fitness for a particular use, nor will any oral statement constitute a warranty or amend this specific warranty. Abnormal use, abuse of the fixture, improper installation, or repair, or modification of the fixture without prior written authorization from the manufacturer will render the warranty void.