

For Cornice, Corner or Wall - Durable Vandal Resistant

THIS PRODUCT IS NO LONGER AVAILABLE

Features

Lamp

- Designed for: 70 watt coated E/ED17 horizontal or vertical universal.
- See Option -43 for optional lower wattage.
- Option -23 for Mercury, Option -24 for HPS.

Socket

- Horizontal. Medium base. Pulse rated.
- Glazed porcelain.
- Nickel-plated brass screw shell. Silicone leads.

Reflector

- Full size formed specular reflector.
- Easily removable for servicing.

Lens

- .187" high strength prismatic acrylic standard.
- 1/4" polycarbonate overlay for added resistance available. See Option -13.
- Retained by tempered aluminum lens clamps with captive nuts and four flush mounted center pin tamper-proof screws.

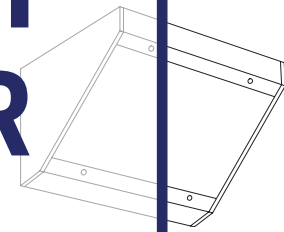
Screws

- Tamper-proof with captive cage nuts (2) each side.

Ballast Assembly

- Core and coil 18°C rated HPF ballast.
- Premium Class H high reactance with 3.7 regulation.

IDEAL FOR PRISON - DETENTION - PSYCHIATRIC - PARKING AREAS



CV51888

70 WATT

Direct Light Up or Down
HPS and Mercury Optional

Please consult

QUOTATIONS

for the best alternative.

Installation

- Installs indoor or outdoor on all corners, horizontal (ceiling-wall) or vertical (wall-wall), in covered locations.
- Two access holes (ceiling and wall) are 7/8" diameter with 1/2" diameter mounting holes.
- Tamper-proof tools included, minimum one per ten fixtures.
- All fixtures must be secured with 3/8" lag or molly bolts to ceiling and/or wall structure.

UL, C-UL (Canada) Listings

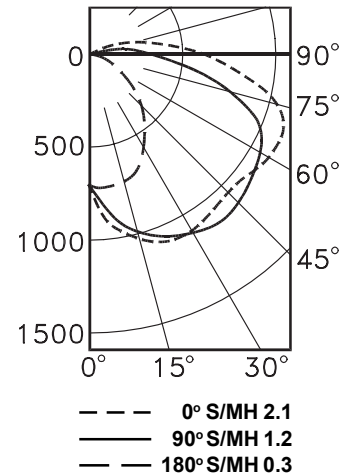
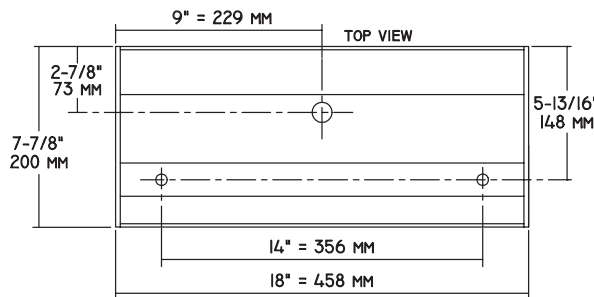
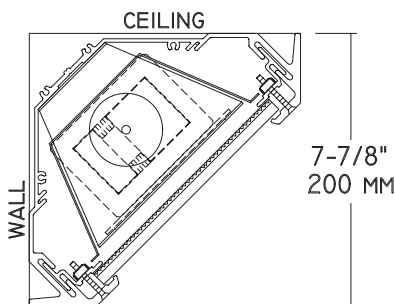
- Wet, damp or dry locations, covered ceilings.

Three Year Limited Warranty

- Complete standard fixture.

Performance at a Glance

CV51888



THE KIRLIN COMPANY

3401 EAST JEFFERSON AVENUE • DETROIT, MICHIGAN 48207-4232
(313) 259-6400 • Fax: (313) 259-9409 OR (313) 259-3121

**HIGH EFFICIENCY
METAL HALIDE LIGHTING**

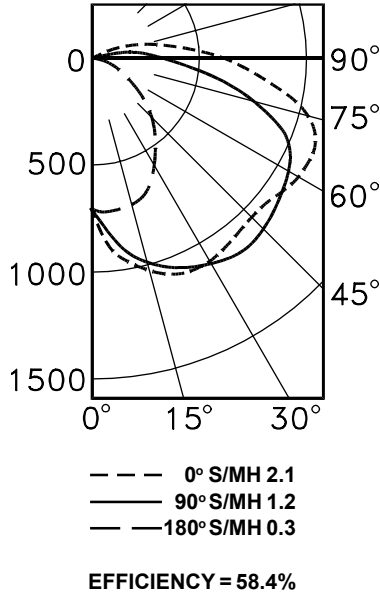
E/ED17

70

CV51888

THE KIRLIN COMPANY RESERVES THE RIGHT TO CHANGE, WITHOUT NOTICE, DETAILS OR SPECIFICATIONS IN PRODUCT DESIGN.

Detailed Photometry - Installed Fixture



CANDLEPOWER DISTRIBUTION

| | 0.0 | 45.0 | 90.0 | 135.0 | 180.0 |
|------------|------|------|------|-------|-------|
| 0 | 699 | 699 | 699 | 699 | 699 |
| 5 | 844 | 814 | 712 | 573 | 505 |
| 15 | 1026 | 995 | 698 | 351 | 264 |
| 25 | 1110 | 1100 | 615 | 200 | 129 |
| 35 | 1106 | 1146 | 480 | 0 | 0 |
| 55 | 1131 | 1087 | 228 | 0 | 0 |
| 75 | 1058 | 757 | 90 | 0 | 0 |
| 90 | 596 | 311 | 0 | 0 | 0 |
| 105 | 233 | 116 | 0 | 0 | 0 |
| 125 | 45 | 0 | 0 | 0 | 0 |
| 145 | 0 | 0 | 0 | 0 | 0 |

COEFFICIENTS OF UTILIZATION

| RF | 20 | | | | | | |
|----|----|----|----|----|----|----|----|
| | 80 | | | 50 | | | |
| | 70 | 50 | 30 | 10 | 50 | 30 | 10 |
| 1 | 62 | 59 | 56 | 54 | 55 | 53 | 51 |
| 2 | 56 | 51 | 47 | 43 | 47 | 44 | 41 |
| 3 | 50 | 44 | 39 | 35 | 41 | 37 | 34 |
| 4 | 46 | 38 | 33 | 29 | 36 | 31 | 28 |
| 5 | 42 | 34 | 28 | 24 | 31 | 27 | 23 |
| 6 | 38 | 30 | 24 | 21 | 28 | 23 | 20 |
| 7 | 35 | 27 | 21 | 18 | 25 | 21 | 17 |
| 8 | 32 | 24 | 19 | 15 | 23 | 18 | 15 |
| 9 | 30 | 22 | 17 | 14 | 21 | 16 | 13 |
| 10 | 28 | 20 | 15 | 12 | 19 | 15 | 12 |

Options

- 13 Clear 1/4" flat polycarbonate below .187" high strength acrylic. For other polycarbonate thickness up to .375" consult factory.
- 23 Mercury ballast instead. 75ME standard or see Option -43. Specify voltage.
- 24 HPS ballast instead. 70ME standard or see Option -43. Specify voltage.
- 35 Silver enameled housing finish instead.
- 36 Gold enameled housing finish instead.
- 37 Dark Bronze enameled housing finish instead.
- 38 Black enameled housing finish instead.
- 43 Lower wattage medium base - specify voltage and wattage for: Metal Halide: 50, 35; Mercury: 50; HPS: 50, 35.
- 46 End gasketing between trim and lens.
- 58 277 volt 60 Hz. ballast instead.
- 94 Custom color housing. Consult factory.
- 97 Other voltage ballast. Consult factory.
- 98 347 volt 60 Hz. ballast instead. Consult factory.
- 99 Special modification. Consult factory.
- LP With lamp. Specify source, wattage, color temperature, and clear or coated (3200°K standard for MH). Consult factory for other color temperatures.

SUBMITTAL DATA

JOB NAME _____

TYPE _____

WATTAGE _____ VOLTAGE _____

CATALOG NUMBER _____

APPROVAL STAMP

LIMITED WARRANTY: CATALOGED KIRLIN FIXTURES ARE WARRANTED FREE OF DEFECTS IN WORKMANSHIP OR MATERIAL FOR THREE YEARS FROM DATE OF PURCHASE. INSTALLER TO N.E.C. IN NORMAL USE. Manufacturer at his option will replace or repair such fixture or refund the purchase price on presentation of proof of purchase and defective fixture at the office of manufacturer within three years of original shipment. Liability of manufacturer is limited to the foregoing, and manufacturer shall not be liable for any other damages, direct or indirect, sustained or suffered by purchaser or any person. This warranty is supplied to the buyer in place of all other warranties, expressed or implied. Seller does not warrant as to merchantability or fitness for a particular use, nor will any oral statement constitute a warranty or amend this specific warranty. Abnormal use, abuse of the fixture, improper installation, or repair, or modification of the fixture without prior written authorization from the manufacturer will render the warranty void.