

# INFRA-LITE® DX

2 LIGHT SYSTEM

RR01200

Patented Remote  
Controlled Motorized  
Adjustable Recessed  
Patient Lighting System



ICU • CCU • NICU  
OR PREP/RECOVERY  
PICU • ED • CATH LAB  
PATIENT ROOM

250 Watt Low Voltage System

**THIS PRODUCT  
IS NO LONGER  
AVAILABLE**

**Design:** Inconsistently full recessed, motorized luminaire with modern white BioGard™ anti-microbial finish.  
**Use:** Fast, simple and adjustable using either infrared remote control. Each light independently controlled.  
**Function:** Precise adjustability of direction and brightness. Light beams may be superimposed or aimed separately.  
**Performance:** Cool stable beams of ideal 100 CRI light delivers unprecedented 25,600 fcs of illumination.

This lighting system features **two** fully recessed luminaires plus **infrared wall control** and a **remote control**:

### Each Luminaire Offers:

- Full 360° rotation with tilt up to 35° either side of nadir
- Exclusive cold mirrored reflector to remove heat from the beam for patient comfort
- BioGard™ anti-microbial white regressed smooth finish over tempered clear flat glass lens
- 250 watt, 22 volt 100 CRI tungsten halogen lamp for excellent visualisation and color rendering

- Lightweight construction for easy installation in any ceiling (39 pounds)
- Gentle, convenient shifting through exclusive plug-in components for easy installation and service

### Wall Control also features:

- Permanent magnet for remote control storage.
- Less than 5 microamp current leakage from front of wall control panel

### Remote Control also features:

- Exclusive loss-detering beeper

**Please see  
INFRA-LITE PRO  
for the latest technology.**

UL, C-UL (Canada) Listed • Exclusive Three Year Warranty • Designed and Produced in U.S.A.

## Options

The following Options are available for RR01200. Add Option as suffix to catalog number. Example: RR01200-32-BI.

- 10 Tinted lens instead; for color temperature above 3800°K. CRI and lumen output are reduced.
- 32 Trim extender. Broadens trim flange O.D. by 1" to cover larger ceiling opening.
- 58 277/22 volt stepdown isolation transformer for 277 volt line input, prewired into each fixture; with 277 volt thermal protector.

- 81 15° bottom pan achieves 50° high angle illumination in one direction. Maximum recessed depth 16-7/8".
- 87 Low voltage plenum rated cable length greater than 35 feet. Consult factory.
- 94 Custom color self-flanged flare trim instead. Consult factory.
- 97 For other input supply voltages, consult factory.
- 99 Special modification. Consult factory.

- BI Beeper (remote control) inactivated by factory.
- LX Extra lamps. Specify in multiples of 12. Note: One extra lamp shipped per luminaire.
- RC Extra remote control.
- RS Remote sensor. Consult factory.
- SE Fixtures modified to accept seismic anchorage (by others). Meets California OSHPD and International Building Codes. Consult factory.

# KIRLIN

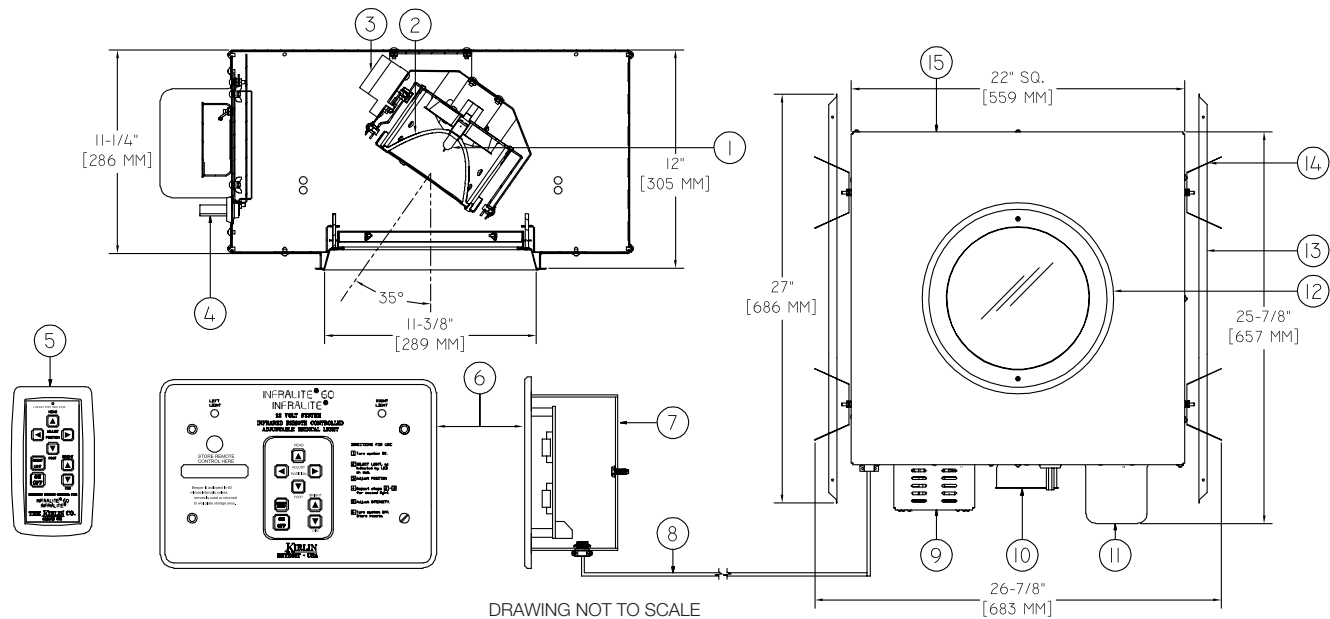
## THE KIRLIN COMPANY

3401 EAST JEFFERSON AVENUE • DETROIT, MICHIGAN 48207-4232  
(313) 259-6400 • Fax: (313) 259-3121 or (313) 259-9409 • [www.kirlinlighting.com](http://www.kirlinlighting.com)

### RR01200

### INFRA-LITE® DX 2 LIGHT SYSTEM

### INFRARED REMOTE CONTROLLED ADJUSTABLE LIGHTING SYSTEM



DRAWING NOT TO SCALE

#### Features PER Luminaire:

##### Lamp and Socket ①

- 250 watt 22 volt 100 CRI DCB base tungsten halogen lamp (included).
- Extra lamp provided.
- DCB socket with Teflon® leads.

##### Reflector ②

- Cold mirrored glass reflector removes heat from light beam.

##### Motors / Gimbal Assembly ③

- Two 12 volt permanently lubricated motors control motion. Quiet operation.
- Plug-in modular electronics designed for easy maintenance.
- Visible and easily serviced through removable trim assembly.
- Rotates 360° and tilts up to 35° from either side of nadir.

##### Thermal Protection ④

- Per current NEC.

##### Infrared Remote Control ⑤ (one per lighting system)

- Controls power, direction and brightness.
- Emits unique frequency to avoid interfering with other infrared emitting equipment.
- Loss-detering beeper reminds user to store remote on wall control module.

##### Wall Control Module ⑥ (one per lighting system)

- Includes all tactile-membrane function controls (power, direction, brightness) and electronics. Also contains infrared receiver and magnetic storage strip for the remote control. (Detail on following page.)

- Designed to avoid potential interference from other infrared emitting equipment.
- Less than 1 microamp current leakage from front of wall control panel.
- **UL listed back box provided ⑦ must be used for proper fit of electronics.** 1/2" and 3/4" trade size knockouts.

##### Low Voltage Plenum Rated Cable ⑧

- Each luminaire provided with 35' low voltage (12 volt) plenum rated cable with single plug-in connection (RJ45 connector) to wall control module. Optional cable length available, see Option -87.

##### Electronics with Power Supply ⑨

- All electronics located in aluminum box (easily accessed and serviced).
- All control wiring supplied by Kirlin is 12 volt maximum.
- Pre-connected plug-in modular electronics designed for easy maintenance.

##### Junction Box (luminaire) ⑩

- Prewired 14 GA (NEC) galvanized steel, UL listed. Contains fuse and holder.
- Removable insulated cover.
- 1/2" and 3/4" knockouts.

##### Isolation Transformer ⑪

- WhisperPack™ fully encapsulated 120 to 22 volt step-down Class H isolation transformer. Fused (in J-box).
- Cool, quiet, long life. Silicone leads.
- Visible and easily serviced in all ceilings, including dry wall.
- For 277 volt, see Option -58.

##### Trim Assembly ⑫

- White regressed self-flanged flare with Kirlin BioGard™ anti-microbial finish.
- Regressed tempered clear flat glass lens.

##### Installation

- Lightweight 39 pound fixture recesses in all ceilings including suspended ceilings.
- For seismic anchorage, see Option -SE.
- May be installed (per NEC, mandatory) by any qualified electrician. Factory representative need not be present.
- Two 27" (69cm) galvanized channel bar hangers supplied. ⑬
- Four Kirlin fully adjustable universal mounting brackets supplied. ⑭

##### Housing ⑮

- Acrylic enameled aluminum.
- Cool: Dissipates heat across entire surface area.
- Rustproof: Exceeds 1000 hour ASTM 5% salt spray test.
- Entire luminaire serviced through removable trim assembly.
- Built-in plaster frame.

##### UL, C-UL (Canada) Listings

- Damp or dry locations, covered ceilings.
- Through branch circuit conductors. (6 #12)

##### State of California OSHPD Seismic Anchorage Pre-Approved.

##### Warranty

- Complete standard fixture and wall control, three years. (Lamps excluded)
- Remote control, one year.

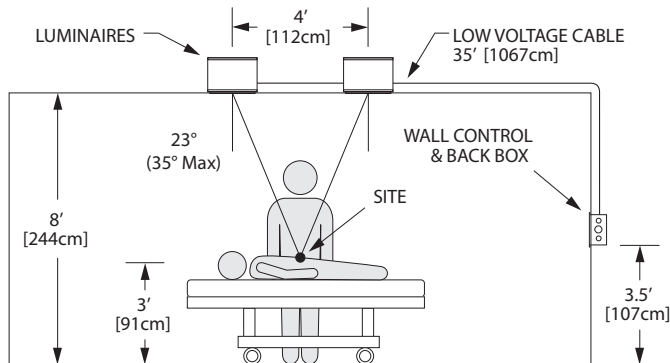
**PER SINGLE LUMINAIRE** OPERATING CURRENT AT 120V 2.75A MAXIMUM DRAW 2.85A

### INFRALITE® DX ADJUSTABLE LIGHTING SYSTEM

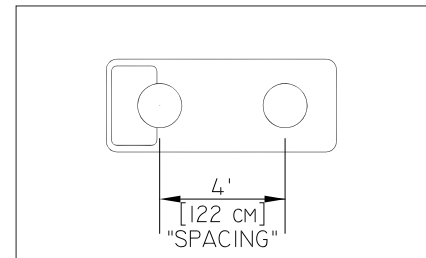
INFRALITE® DX  
2 LIGHT SYSTEM

**RR01200**

**Typical Side View**



**Typical Top View**



For optimal performance, fixtures should be placed 4' apart

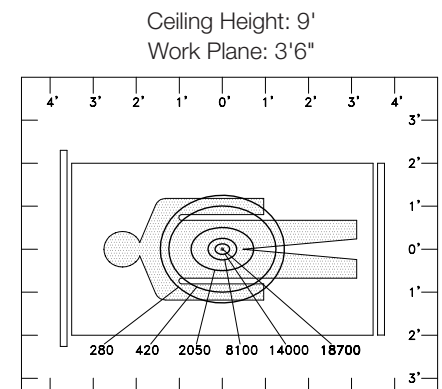
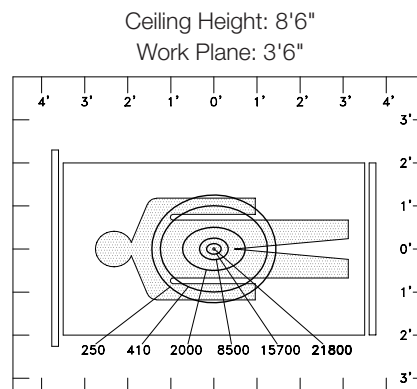
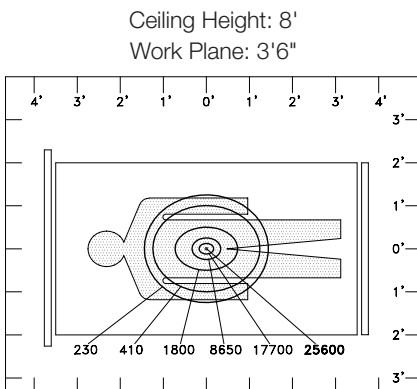
### INFRALITE® DX Footcandle Performance

Data shown for 4' spacing

8' CEILING HEIGHT	8'6" CEILING HEIGHT	9' CEILING HEIGHT
25,600 fc	21,800 fc	18,700 fc

Footcandle performance calculations are based on lamp manufacturer's published initial lumen ratings. Individual lamps may vary significantly, particularly with age.

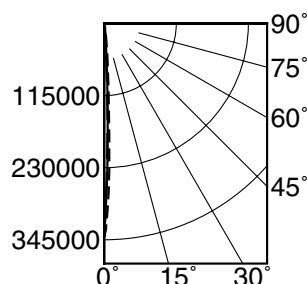
### Footcandle Distribution Data



### Performance at a Glance - Single Luminaire

--- 0° S/MH 0.1  
— 90° S/MH 0.1  
— 180° S/MH 0.1

**EFFICIENCY = 69.9%**



### Cone of Light\*

Ft.	FC	Dia.
4.5	16827.0	0.3
5.0	13630.0	0.4
5.5	11264.0	0.4
6.0	9465.0	0.5
6.5	8064.9	0.5
7.0	6953.9	0.5

### Cone of Light Key

**Ft.** Distance from fixture  
**FC** Footcandles (average)  
**Dia.** Circle of light at 50% of FC

\* Dia. (in ft.) shown is where FC value is half the FC at nadir.

Photometric testing by I.T.L. (Boulder, CO)  
I.T.L. Test No. 53913

### RR01200

**INFRALITE® DX**  
**2 LIGHT / 250 WATT**  
**LOW VOLTAGE SYSTEM**

### INFRARED REMOTE CONTROLLED ADJUSTABLE LIGHTING SYSTEM

The lighting system includes both an infrared remote control and a flush wall control panel. Either may be conveniently used to accurately adjust direction and light intensity of each of the **two luminaires**. A designated magnetic strip on the wall control panel has been provided for storage of the remote control when not in use.

#### Remote and Wall Control Features:

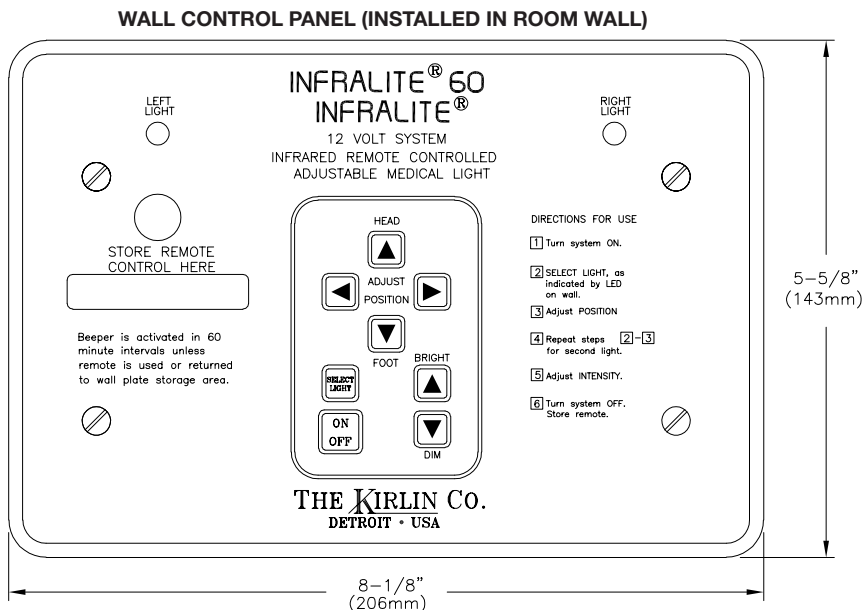
- Redundant full function controls for:
  - Power
  - Fixture selection
  - Intensity (dimmer or brighter)
  - Direction (rotates 360° with tilt up to 35° from either side of nadir.
- Convenient one hand operation.
- Tactile-membranes and smooth surfaces for easy cleaning.

#### Remote Control (only) Features:

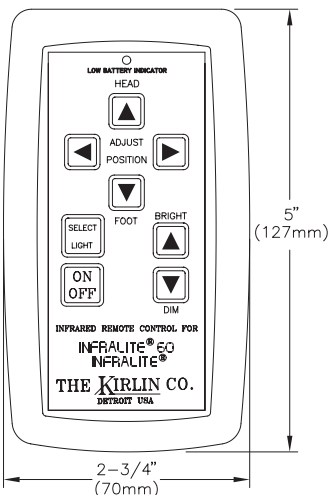
- Invisible infrared signal will not interfere with other equipment in the room.
- Durable construction to withstand common mishaps (dropped on floor).
- Includes loss deterring beeper to remind user to return remote to storage area on wall control panel. Beeper is activated if remote control is not used for, nor returned to wall control panel within 1 hour.
- 9 volt standard battery provided.
- Low stand-by current assures long battery life.
- Back side has special "write-on" area for marking room location.

#### Wall Control (only) Features:

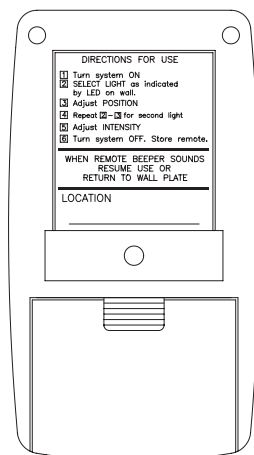
- Includes infrared receiver.
- "Right" and "Left" fixture indicator lights.
- Magnetic docking station for remote control.
- Less than 1 microamp current leakage from front of wall control panel.
- Back box provided by Kirlin.



#### REMOTE CONTROL FRONT



#### REMOTE CONTROL BACK



## SUBMITTAL DATA

JOB NAME

TYPE

WATTAGE

VOLTAGE

CATALOG NUMBER

## APPROVAL STAMP

# KIRLIN

### THE KIRLIN COMPANY

3401 EAST JEFFERSON AVENUE • DETROIT, MICHIGAN 48207-4232  
 (313) 259-6400 • Fax: (313) 259-3121 or (313) 259-9409 • [www.kirlinlighting.com](http://www.kirlinlighting.com)