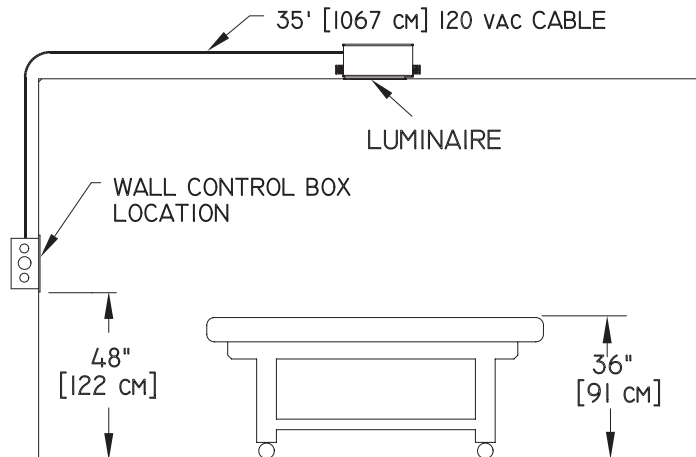


APPLICATIONS

Typical Side View



Typical Top View

WHEN MOUNTED DIRECTLY OVERHEAD

**THIS PRODUCT
IS NO LONGER
AVAILABLE**

71221 Footcandle Performance *Please see*

7.5' CEILING HEIGHT	8.0' CEILING HEIGHT	9.0' CEILING HEIGHT
3391 fc	2747 fc	1908 fc

for the latest technology.

Footcandle performance calculations are based on lamp manufacturers' published initial lumen ratings. Individual lamps may vary significantly, particularly with age.

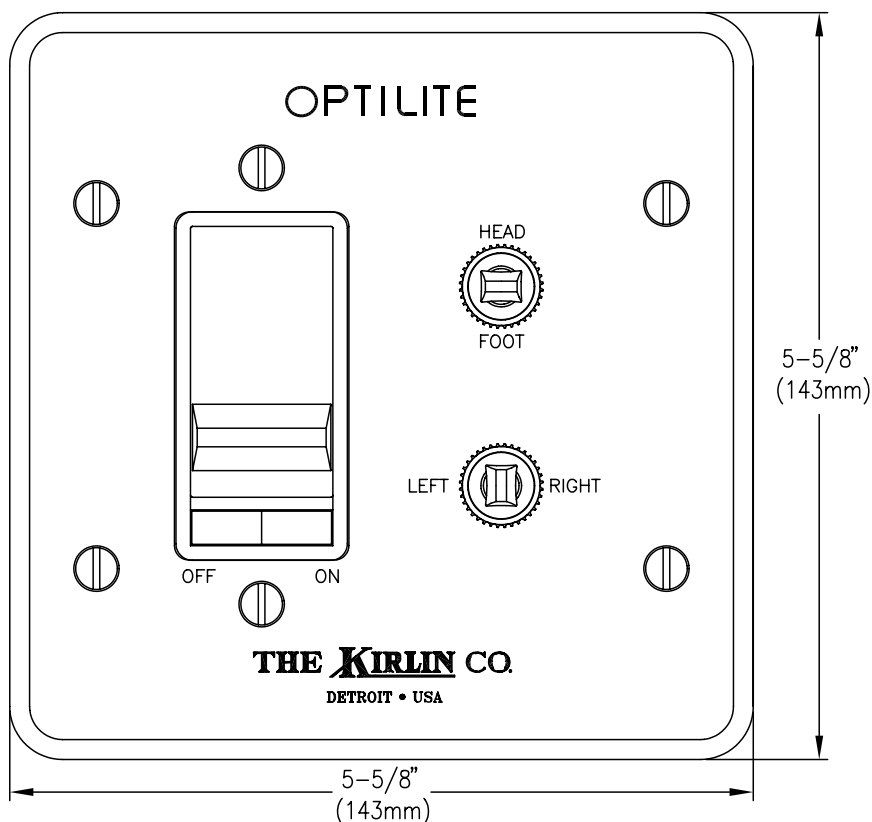
THE KIRLIN Co.

3401 EAST JEFFERSON AVENUE • DETROIT, MICHIGAN 48207-4232
(313) 259-6400 • FAX: (313) 259-9409 or (313) 259-3121 • www.light-link.com/kirlin

WALL CONTROLLED ADJUSTABLE LIGHTING SYSTEM

71221 (ONE LUMINAIRE SYSTEM) WALL CONTROL PANEL

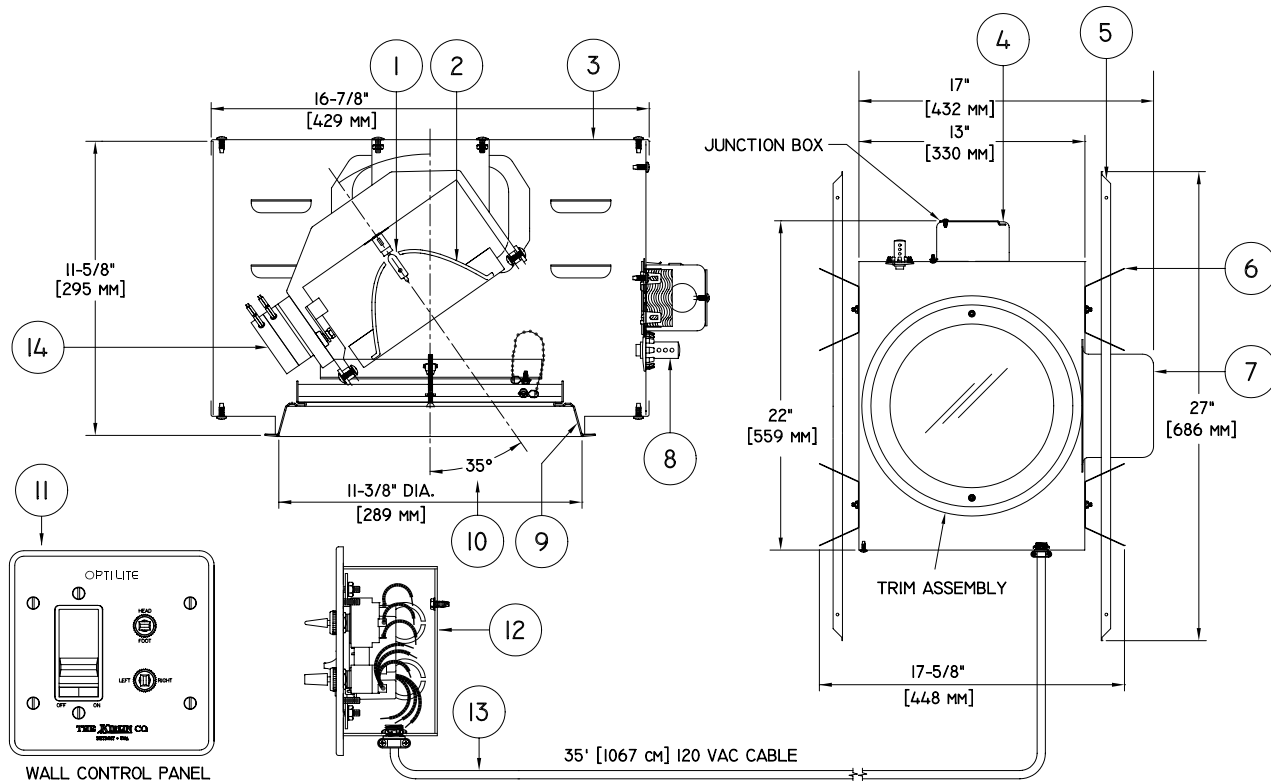
(INSTALLED IN ROOM WALL - NOT TO SCALE)



- Function switches for:
 - Power
 - Intensity (dimmer or brighter)
 - Adjust position
(360° with 70° adjustment, 35° either side of nadir).
- Convenient one hand operation.
- Smooth surfaces for easy cleaning.

WALL CONTROLLED ADJUSTABLE LIGHTING SYSTEM

SECTION and PLAN VIEWS - RECESSED LUMINAIRE WITH WALL CONTROL CENTER



Lamp and Socket ①

- 150 watt 120 volt 100 CRI DCB base tungsten halogen lamp (included).
- Long lamp life.
- Double contact bayonet socket with silicone leads.

Reflector ②

- Cold mirrored glass reflector - removes heat from light beam.

Housing ③

- Black acrylic enameled aluminum.
- Cool: Dissipates heat across entire surface area.
- Rustproof: Exceeds 1000 hour ASTM 5% salt spray test.
- Entire luminaire serviced through removable trim assembly.
- Built-in plaster frame.

Junction Box (luminaire) ④

- Prewired 14 GA (NEC) galvanized steel, UL listed. Contains fuse and holder.
- Removable insulated cover.
- 1/2" and 3/4" knockouts.

Installation ⑤ ⑥

- Two 27" (69cm) galvanized channel bar hangers supplied. ⑤
- Four Kirlin fully adjustable universal mounting brackets supplied. ⑥
- Lightweight 35 pound fixture recesses in all ceilings including suspended ceilings.
- May be installed (per NEC, mandatory) by any qualified electrician. Factory representative need not be present.

Transformer ⑦

- WhisperPack™ fully encapsulated 120 volt Class H isolation transformer. Fused (in J-box).
- Cool, quiet, long life. Silicone leads.
- Visible and easily serviced in all ceilings, including dry wall.

Thermal Protection ⑧

- Per current NEC.

Trim Assembly (visible at ceiling) ⑨

- White regressed self-flanged flare.
- 12" diameter. Smooth surface.
- Regressed tempered clear glass lens.

Range of Motion ⑩

- Adjustment of 360° and 35° from nadir.
- Maximum 35° deflection is shown.

Wall Control Center ⑪ ⑫ ⑬

Note: One per lighting system

- One wall control panel provided. ⑪ Includes all function controls (power, direction, brightness). (Detail next page.)
- Less than 1 microamp current leakage from front of wall control plate.
- **UL listed back box ⑫ provided must be used for proper fit of electronics.** 1/2" and 3/4" trade size knockouts.
- **Cable. ⑬** Each luminaire provided with 35' 120 volt cable for connection to color coded switches & dimming control (6 conductors) within wall control back box. Optional cable length: consult factory representative.

Motors and Power Supply ⑭

- Two 120 volt permanently lubricated motors control motion. Powerful, yet quiet, operation.
- Plug-in modular electronics designed for easy maintenance.
- Visible and easily serviced through removable trim assembly.

UL, C-UL (Canada) Listings

- Wet, damp or dry locations, covered ceilings.
- Through branch circuit conductors. (6#12)

Warranty

- Complete standard fixture and wall control, three years. (Lamp excluded)

PER SINGLE LUMINAIRE:

OPERATING CURRENT 1.25A
MAXIMUM DRAW 1.30A

WALL CONTROLLED ADJUSTABLE LIGHTING SYSTEM RECESSED ROUND: 150 WATT 120 VOLT TUNGSTEN HALOGEN

The Kirlin Company introduces a wall controlled adjustable recessed lighting system designed for:

ICU / NICU / CCU • ER • Patient Exam Rooms • Cath Lab • Autopsy

The healthcare practitioner may adjust the direction of inconspicuous lighting for bedside procedures from the wall control panel.

Lighting system provides accuracy, convenience, and safety

The **two-part** system features:

- **One flush mounted wall control** for single-handed activation of light and adjustment of position from a fixed wall location. May also be integrated into most headwalls.
- **One recessed luminaire** with:
 - Sleek white regressed flare trim with 12" aperture.
 - 150 watt, 120 volt tungsten halogen lamp.
 - Full 360° sweep with 70° vertical adjustment; 35° from either side of nadir.
 - Built-in RFI filter.
 - Plug-in electronic components for simplified servicing.
 - Lightweight construction for easy installation.
 - Complete serviceability through the aperture.

UL, C-UL (Canada) Listed • Exclusive three year warranty • Designed and produced in U.S.A.

Options: The following Options are available for the Kirlin lighting system 71221. Add Option number as suffix to catalog number. Example: 71221-32-94.

- | | |
|--|--|
| -10 Tinted lens instead: raises color temperature; reduces CRI and lumen output. | -87 120 volt cable length greater than 35 feet. Consult factory. |
| -32 Trim extender. Broadens trim flange to cover larger ceiling opening. | -94 Custom color self-flanged flare trim instead. Consult factory. |
| | -99 Special modification. Consult factory. |
| | -LX Extra lamp for 71221. |

Lighting Innovators Since 1895

Our Tradition is Quality

THE KIRLIN COMPANY

Medical Lighting Division

3401 EAST JEFFERSON AVENUE • DETROIT, MICHIGAN 48207-4232
(313) 259-6400 • FAX: (313) 259-9409 OR (313) 259-3121 • www.light-link.com/kirlin

NATIONWIDE NETWORK OF MANUFACTURER'S REPRESENTATIVES TO SERVE YOU
NATIONAL and INTERNATIONAL DISTRIBUTION

EXPERTISE IN ENERGY EFFICIENT, ARCHITECTURAL, COMMERCIAL, INSTITUTIONAL and CUSTOM LIGHTING
COMPACT FLUORESCENT • METAL HALIDE • HPS • MERCURY • FLUORESCENT • TUNGSTEN HALOGEN • INCANDESCENT

DUE TO OUR CONTINUING EFFORT TO IMPROVE PRODUCTS, TECHNICAL INFORMATION IS SUBJECT TO CHANGE WITHOUT NOTICE