

CATALOG #	TYPE
JOB NAME	VOLTAGE

XICATO® Open Appearance 4" Downlight

Up to 50,000 Hour Life • Wet Location
LM-80 Qualified • LM-79 Certified Photometry

XRR-04301-3000L
XRR-04301-2000L
XRR-04301-1300L



Type IC: With -2000L or
-1300L Lumen Series

Specifications

Delivered System Performance*

- Lumen Series: **MUST SPECIFY**
 - 3000L: 3000 nominal lumens (35W).
 - 2000L: 2000 nominal lumens (22W).
 - 1300L: 1300 nominal lumens (14W).
- Distribution: MFL standard.
- Color temperature: 3500°K standard. Optional: -27K, -30K or -40K.
- CRI: 80+ standard.
- 50,000 hour life (L70).
- Fully sustainable: removable for servicing.

XICATO® Module

- Corrected Cold Phosphor Technology provides color consistency over the life of the module.

ARTIST Series® (Option -HC)

- Provides the most natural, comfortable light with ultra high (95+) CRI and superior color consistency.

Thermal Management System

- All aluminum proprietary heat sink, components and housing maximize cool

operation and long life while minimizing maintenance.

LED Power Supply - INTERNAL

- Suitable for outdoor / indoor use: -30°C (-22°F) to 60°C (140°F).
- 120-277V / 50-60Hz standard. Load insensitive.
- 0-10V CCR dimming standard. (100-1.0%) Trim**

- Low brightness clear aluminum self-flanged downlight cone with tempered glass lens above.

Acrylic Enameled Aluminum Housing

- Rustproof and corrosion resistant: Exceeds 1000 hour ASTM 5% salt spray test.
- Shallow depth fits restricted plenums.
- Cool operation: Extends life of all components.
- Fully sustainable: Entire luminaire, including LED light engine, is modular, easily visible and serviced through aperture.
- Built-in plaster flange.

Outlet Box

- UL listed J-box with insulated removable cover. Prewired 14 GA (NEC) with ½" and ¾" knockouts.

Installation

- Recess indoor or outdoor.
- Accommodates ceilings up to 1-1/8" thick.
- 27" galvanized hanger bars with adjustable mounting brackets (2) supplied.

UL, C-UL (Canada) Listings

- Wet, damp or dry locations, covered ceilings.
- Type IC (-2000L or -1300L only): For direct contact with insulation.
- Through-branch conductors (4 #12 AWG 90°C).

CE & FCC Compliance

- Meets IEC/EN 60601-1-2 electromagnetic compatibility standard for medical electrical equipment.
- FCC Part 15 certified for EMI/RFI emissions.



5 YEAR
Limited Warranty

- Complete standard fixture.

MUST SPECIFY		OPTIONAL	Ordering Example: XRR-04301-3000L-120-30K-94
Product Number	Voltage	Options	
XRR-04301-3000L XRR-04301-2000L XRR-04301-1300L	-120 (120 volts) -277 (277 volts) -97 (Specify other)	See "Options" below	

Options

Input Power: SPECIFY

- 120 120V (50-60Hz) input.
- 277 277V (50-60Hz) input.
- 97 Specify other voltage. Consult factory.

LED Power Supply

- 29 **Two wire** full range (100-1%) PWM dimming instead (Lutron). 120V only. Not available with Option -EI.
- 39 **Three wire** full range (100-1%) PWM dimming instead (Lutron).
- D2 0-10V 100-0.1% dimming instead.
- D3 DALI 100-1.0% dimming instead.
- D4 DALI 100-0.1% dimming instead.
- D5 DMX512A 0% dimming instead.
- EI Remote emergency inverter for 100% of rated lumens. Run time: 90+ minutes. 120 or 277V, 60Hz input only. Specify voltage. Not for use with Options -29 or -FS.

- EM INTERNAL emergency battery pack. Delivers 500 lumens. Run time: 90+ minutes.
- ERH REMOTE emergency battery pack. Delivers 1000 lumens. Run time: 90+ minutes. CEC Compliant.

Color Temperature (CCT)

- 27K Color temperature 2700°K instead.
- 30K Color temperature 3000°K instead.
- 40K Color temperature 4000°K instead.
- HC 95+ CRI ARTIST Series® instead. 2700°K, 3000°K, 3500°K or 4000°K.

Trims

- 30 All white acrylic enameled cone.
- 31 White acrylic enameled cone flange.
- 32 White oversize trim ring. Specify O.D.
- 33 Decorative Glow Ring suspended trim assembly. Consult factory.
- 37F Dark bronze acrylic enameled cone flange.
- 38F Black acrylic enameled cone flange.

- 45 Gasket between trim flange and ceiling.
- 70 SofTex™ clear self-flanged cone.
- 94 Custom color/finish. Specify. Consult factory.

Other

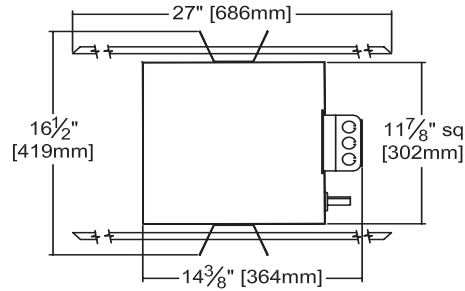
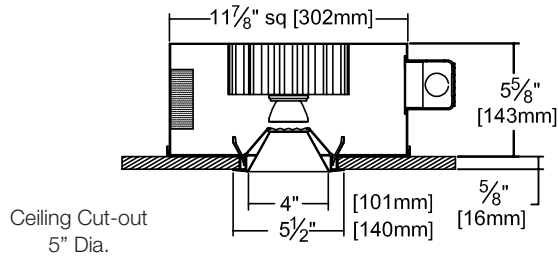
- 79 Extension collar for ceilings up to 2" thick.
- 99 Special modification. Consult factory.
- FS Single in-line fuse. Not for use with Option -EI.
- RH Residential mounting hardware instead. Suitable for wood joist ceilings with spacing from 14 1/8" to 25 1/8" with 5/8" vertical adjustability.
- SH Sealed housing and junction box.

XRR-04301-3000L

PERFORMANCE



Dimensions



Detailed Photometry - Installed Fixture

Photometric testing done in accordance with IESNA LM-79-08

Photometry from I.T.L., Boulder, CO

-3000L STANDARD (MFL)

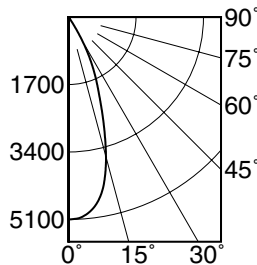
Lumens: 2300
Beam: ~35°
SC: 0.6
LPW: 63
Efficiency: 76.7%
ITL Test: 86106



Total System Watts 36.8

Cone of Light ▲

Dist.	FC	Dia.
6	141.7	3.8
8	79.7	5.1
10	51.0	6.4
12	35.4	7.7
14	26.0	9.0
16	19.9	10.2



	CANDLEPOWER DISTRIBUTION				
	0.0	22.5	45.0	67.5	90.0
0	5120	5120	5120	5120	5120
5	5000	5000	5000	5000	5000
15	3647	3647	3647	3647	3647
25	1531	1531	1531	1531	1531
35	120	120	120	120	120
45	27	27	27	27	27
55	3	3	3	3	3
65	0	0	0	0	0
75	0	0	0	0	0
85	0	0	0	0	0
90	0	0	0	0	0

LM-80 Qualified • LM-79 Certified Photometry

* LED manufacturers maintain a tolerance of ±7% on flux (lumens) and power (electrical) measurements. Kirlin photometrics are actual test data from Independent Testing Laboratories (ITL) where photometry was measured from 3000 lumen (-3000L) light engines (within the established tolerance).

▲ Cone of Light Key
(Dia. (in ft.) shown is where FC value is half the FC at nadir.)
Ft. Distance from fixture
FC Footcandles at nadir (0°)
Dia. Circle of light at 50% of FC

SUBMITTAL DATA

JOB NAME

TYPE

VOLTAGE

CATALOG NUMBER

APPROVAL STAMP



LIMITED WARRANTY: CATALOGED KIRLIN FIXTURES ARE WARRANTED FREE OF DEFECTS IN WORKMANSHIP OR MATERIAL FOR FIVE YEARS FROM DATE OF PURCHASE. INSTALLATION TO N.E.C. IN NORMAL USE. Manufacturer at the option will replace or repair such fixture or refund the purchase price on presentation of proof of purchase and defective fixture at the offices of manufacturer within the years of original shipment. Liability of manufacturer is limited to the years of original shipment. Liability of manufacturer shall not be liable for any other damages, direct or indirect, sustained or suffered by purchaser or any person. This warranty is supplied to the buyer in place of all other warranties, expressed or implied. Seller does not warrant as to merchantability or fitness for a particular use, nor will any oral statement constitute a warranty or amend this specific warranty. Abnormal use, abuse of the fixture, improper installation, or repair or modification of the fixture without prior written authorization from the manufacturer will render the warranty void.