

Direct-Indirect: Indoor Applications

Features

Lamp

- Designed for:
 - WR90657:
 - 1 vertical Quad 13 watt (direct).
 - 1 vertical Quad 13 watt (indirect).
 - WR90958:
 - 2 horizontal Quad 18 watt (direct).
 - 2 horizontal Quad 13 watt (indirect).
- 2 pin base (GX23: Q13; G24d-2: Q18).
- See Option -43 for lower wattage.

Ballast

- Thermally protected, encased and potted standard.
- High power factor standard.
- Single circuit wiring. Optional two-circuit wiring. (See Option -84)
- 120 volt standard or see optional voltages.
- Electronic optional. (See Option -96)

Fuse

- Available as Option -FS (single) or Option -FD (double).

Reflectors

- Low iridescence specular Alzak® aluminum.
- Optional Softex softly etched Clear, Dune, Champagne Gold or Wheat available.

Housing

- Seamless, white acrylic enameled aluminum with regressed flare trim.
- Cool: Dissipates heat across entire surface area.
- Rustproof: Exceeds 1000 hour ASTM 5% salt spray test.
- No visible cylinder hardware. Wall bracket and white finish are standard.

Installation

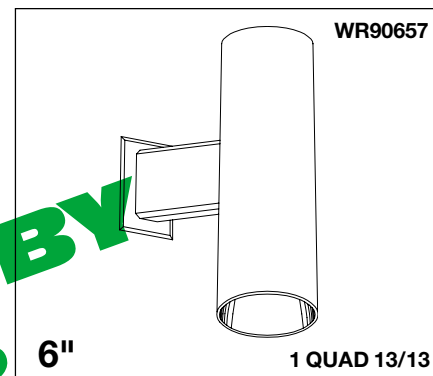
- 7" wall bracket extrusion assembled to housing. Wall plate included.
- Indoor only for covered ceiling use.

UL, C-UL (Canada) Listings

- Damp or dry locations, covered ceilings.

Three Year Limited Warranty

- Complete standard fixture.



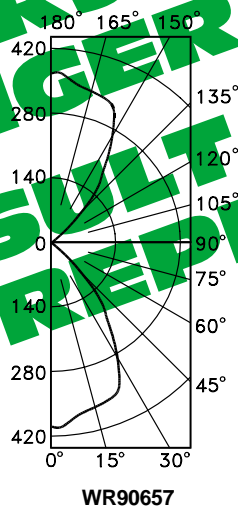
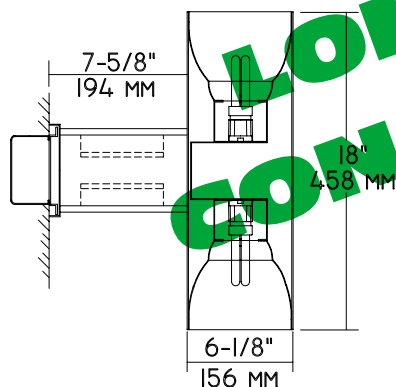
54% Efficiency



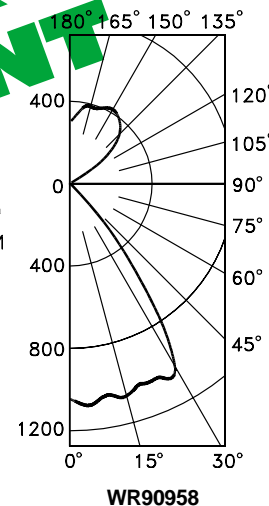
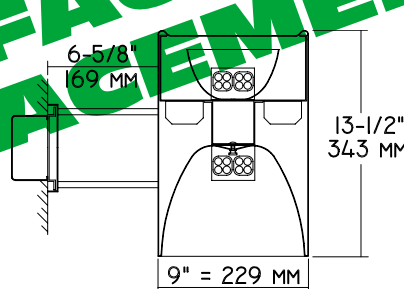
55% Efficiency

Performance at a Glance

WR90657



WR90958



Distribution curve shown for WR90958 is 90° to lamp axis.

THE KIRLIN COMPANY

3401 EAST JEFFERSON AVENUE • DETROIT, MICHIGAN 48207-4232
(313) 259-6400 • Fax: (313) 259-9409 or (313) 259-3121

**CENTURY SERIES
ARCHITECTURAL
COMPACT FLUORESCENT LIGHTING**

MAXIMUM WATTAGE

**1 Quad 13/13
2 Quad 18/13**

CATALOG NUMBERS

**WR90657
WR90958**

THE KIRLIN COMPANY RESERVES THE RIGHT TO CHANGE, WITHOUT NOTICE, DETAILS OR SPECIFICATIONS IN PRODUCT DESIGN.

Alzak® is a registered trademark of ALCOA.

WR90657
WR90958

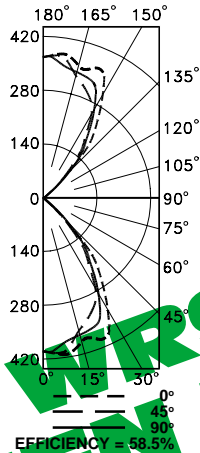
WALL BRACKET ROUND: QUAD 13 and 18/13 WATT COMPACT FLUORESCENT

KIRLIN

Detailed Photometry - Installed Fixture

FROM I.T.L. (BOULDER, CO) WR90657: TEST NUMBER 40263 / 40265
WR90958: TEST NUMBER 40266

WR90657 *LER = 22.8
•AEC = \$10.55



CANDLEPOWER DISTRIBUTION

	0.0	45.0	90.0	135.0	180.0
0	1033	1033	1033	1033	1033
10	1060	936	892	1021	1150
30	1026	839	670	898	1175
50	7	5	8	17	10
70	0	0	2	2	0
90	0	0	0	0	0
110	3	5	8	7	5
130	101	169	213	253	190
150	223	321	435	417	385
170	276	321	395	394	367
180	314	314	314	314	314

COEFFICIENTS OF UTILIZATION

RF	20					
RC	80			50		
BW	70	50	30	10	50	30
1	66	64	63	62	61	60
2	63	59	57	55	57	55
3	59	55	52	49	52	50
4	56	51	47	44	49	46
5	52	47	43	40	45	42
6	49	44	40	37	42	39
7	46	40	37	34	39	36
8	44	38	34	31	37	33
9	41	35	31	29	34	31
10	39	33	29	27	32	29

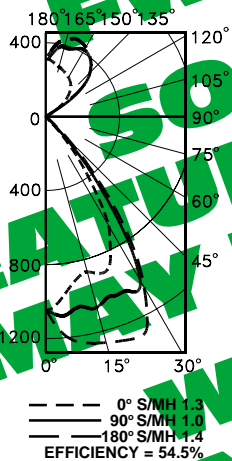
LER = Lumens per Watt x Efficiency Rating

LEF = Lumens per Foot x Total Lamp Lumens x Ballast Factor

AEC = Annual Energy Cost

1000 lumens per foot x 3000 hours x 0.06 KWH.

WR90958 *LER = 24.3
•AEC = \$9.89



CANDLEPOWER DISTRIBUTION

	0.0	45.0	90.0	135.0	180.0
0	1033	1033	1033	1033	1033
10	1060	936	892	1021	1150
30	1026	839	670	898	1175
50	7	5	8	17	10
70	0	0	2	2	0
90	0	0	0	0	0
110	3	5	8	7	5
130	101	169	213	253	190
150	223	321	435	417	385
170	276	321	395	394	367
180	314	314	314	314	314

COEFFICIENTS OF UTILIZATION

RF	20					
RC	80			50		
BW	70	50	30	10	50	30
1	56	54	53	51	45	44
2	53	50	47	45	42	40
3	49	45	42	40	38	36
4	46	41	38	35	36	33
5	43	38	34	32	33	30
6	40	35	31	29	30	28
7	38	32	29	26	28	26
8	36	30	26	24	26	24
9	33	28	24	22	25	22
10	32	26	22	20	23	20

Estimated Multipliers

-70 SofTex Clear: CP x .93
-71 SofTex Dune: CP x .87

-90 SofTex Champagne Gold: CP x .90
-91 SofTex Wheat: CP x .87
-96 Black OptiGroove: CP x .75

Options

- 35 Silver enameled housing finish.
- 36 Gold enameled housing finish.
- 37 Dark Bronze enameled housing finish.
- 38 Black enameled housing finish.
- 43 Lower wattage: Specify 20/13 (direct) for WR90958 only.
- 45 Gasket above trim flange (between trim and housing).
- 58 277 volt 60 Hz. ballast instead.
- 70 SofTex Clear softly etched self-flanged reflector. Resists smudges. (CP x .93)
- 71 SofTex Dune softly etched self-flanged reflector. Resists smudges. (CP x .87)
- 75 Remote emergency "Ni-Cad" battery pack.

- Controls one lamp. Four feet of flex provided for maximum mounting distance. For indoor use.
- 84 Fixture wired for two circuits. See -FD, -RD.
- 90 SofTex Champagne Gold softly etched self-flanged reflector. Resists smudges. (CP x .90)
- 91 SofTex Wheat softly etched self-flanged reflector. Resists smudges. (CP x .87)
- 94 Specular Pewter or other specified custom color self-flanged reflector. Consult factory.
- 96 Regulating electronic high power factor 0°F single circuit ballast instead. See Options -84 and -LE.
- 97 Other voltage ballast. Consult factory.
- 99 Special modification. Consult factory.

- FD Double fused primary. One per ballast. Replaceable. For use with Option -84.
- FS Fused. Replaceable. Aids servicing.
- LE With 4-pin electronic lamps for use with Option -96. 2700°K or consult factory. Specify wattage and color temperature.
- LP With lamps. 2700°K or consult factory. Specify wattage and color temperature. Also see -LE.
- OG OptiGroove black seamless tapered aluminum assembly. White trim, self-flanged. (CP x .75)
- RD Double radio interference filter. For use with Option -84.
- RF Radio interference filter. Eliminates line feedback.

SUBMITTAL DATA

APPROVAL STAMP

JOB NAME _____

TYPE _____

WATTAGE _____ VOLTAGE _____

CATALOG NUMBER _____

LIMITED WARRANTY: CATALOGED KIRLIN FIXTURES ARE WARRANTED FREE OF DEFECTS IN WORKMANSHIP OR MATERIAL, FOR THREE YEARS FROM DATE OF PURCHASE. INSTALLATION, E.C., IN NORMAL USE. Manufacturer at his option will replace or repair such fixture or refund the purchase price on presentation of proof of purchase and defective fixture at the offices of manufacturer within the three years of original shipment. Liability of manufacturer is limited to the foregoing, and manufacturer shall not be liable for any other damages, direct or indirect, sustained or suffered by purchaser or any person. This warranty is supplied for the fixture in place of all other warranties, expressed or implied. Seller does not warrant as to merchantability or fitness for a particular use, nor will any oral statement constitute a warranty or amend this specific warranty. Abnormal use, abuse of fixture, improper installation, or repair or modification of the fixture without prior written authorization from the manufacturer will void this warranty void.