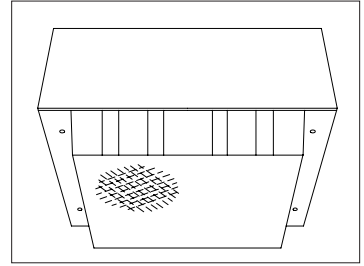


CATALOG #	TYPE
JOB NAME	WATTAGE VOLTAGE

12" x 12" 2 Triple 42 WATT MAXIMUM

VSS-12030

Maximum Security Surface Square with Drop Lens



Specifications

Lamp

- Designed for two 4-pin triple tube amalgam or quad compact fluorescent lamps:
42/32/26W triple or 26W quad.

Ballast: Multi-Wattage/Voltage

- Installed electronic high power factor, thermally protected. For lower wattages: Option -43.
- 120-277 multi-volt; 50-60 Hz. THD <10%.
- ClickQuick connectors for easy service.
- Single circuit wiring or see Option -84.
- Cold weather -22°F (-30°C).
- End of lamp life protection circuit. RFI filter.
- Internally fused. Also see Options -FS, -FD.
- Dimming optional. See Option -39.

Reflector

- Full size die formed specular Alzak® aluminum.
- Removable for servicing.

Trim / Lens Assembly

- Injection molded prismatic polycarbonate drop bisymmetric distribution lens.

- Continuous extruded 6063-T6 tempered aluminum, non-removable lens clamps; four flush mounted center pin tamperproof screws with captive nuts.
- Tamperproof tool included.

Aluminum Housing

- Super-strong 6063-T6 extruded and tempered.
- White polyester enamel finish.
- Rustproof: exceeds 1000 hour ASTM 5% salt spray test.

Installation

- Secure with 3/8" lag or molly bolts to ceiling support structure. 7/8" diameter access hole with four 1/2" diameter mounting holes.
- Installs indoor or outdoor in covered locations.

UL, C-UL (Canada) Listings

- Wet, damp or dry locations, covered ceilings.

Three Year Limited Warranty

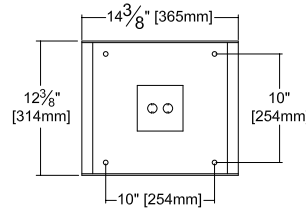
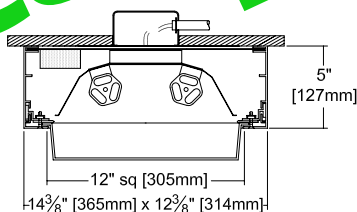
- Complete standard fixture and ballast.



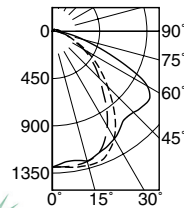
**Exceptional
Energy
Efficiency**

Performance at a Glance

VSS-12030



VSS-12030 (2 Triple 42W)



Cone of Light*

Dist.	FC	Dia.
6	35.9	7.9
8	20.2	10.5
10	12.9	13.2
12	9.0	15.8
14	6.6	18.4
16	5.0	21.1



EFFICIENCY: 65.7%
ITL TEST #52007

--- 0° SC 1.3
— 90° SC 1.4
— 180° SC 1.2
LER=46.8 AEC=\$5.13

Cone of Light Key

- Ft. Distance from fixture
- FC Footcandles at nadir (0°)
- Dia. Circle of light at 50% of FC

* Dia. (in ft.) shown is where FC value is half the FC at nadir.

THE KIRLIN COMPANY

3401 EAST JEFFERSON AVENUE • DETROIT, MICHIGAN 48207-4232
(313) 259-6400 • Fax: (313) 259-9409 OR (313) 259-3121 • www.kirlinlighting.com

**ENERGY EFFICIENT VANDAL RESISTANT
& MAXIMUM SECURITY LIGHTING**

MAXIMUM WATTAGE

2 Triple 42

CATALOG NUMBER

VSS-12030

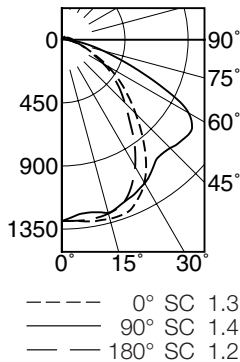
DUE TO OUR CONTINUING EFFORT TO IMPROVE PRODUCTS, TECHNICAL INFORMATION IS SUBJECT TO CHANGE WITHOUT NOTICE.

Alzak® is a registered trademark of ALCOA.

Detailed Photometry - Installed Fixture

Photometry from I.T.L., Boulder, CO

VSS-12030 (2 Triple 42)



EFFICIENCY : 65.7%

CANDLEPOWER DISTRIBUTION					
	0.0	45.0	90.0	135.0	180.0
0	1292	1292	1292	1292	1292
5	1314	1268	1249	1254	1295
15	1176	1195	1181	1078	1045
25	612	867	1116	745	535
35	192	334	496	288	180
45	48	87	74	77	39
55	50	63	43	56	43
65	37	24	14	21	33
75	12	4	0	3	10
85	0	0	0	0	0
90	0	0	0	0	0

COEFFICIENTS OF UTILIZATION							
RF	20						
RC	80						
RW	70	50	30	10	50	30	10
1	70	67	64	62	62	60	58
2	64	59	54	50	54	51	48
3	58	51	46	42	48	43	40
4	53	45	40	35	42	38	34
5	49	40	35	30	38	33	29
6	45	36	30	26	34	29	25
7	42	33	27	23	31	26	22
8	39	30	24	20	28	23	20
9	36	27	22	18	26	21	18
10	34	25	20	17	24	19	16

IHL TEST #52007 • LER=46.8 • AEC=\$5.13

Options

Ballast, Wattage and Voltage

- 39 Consult factory for installed electronic dimming ballast. Indoor use. 10°C (50°F) minimum start. Specify wattage, voltage and brand.
- 43 Lower wattage. For 4-pin 2x18W triple or 2x18-13W quad. Specify wattage.
- 84 Wired for two circuits. Also see -FD.
- 97 Specify other voltage. Consult factory.
- 98 347 volt, 50/60 Hz. input. Consult factory.

Emergency Ballast - Specify Voltage¹

- Internal (factory installed) ballast, test switch and indicator light. Suitable for damp locations from 0° to 50°C (32° to 122°F) or with Cold Weather version (see -CE) -20° to 55°C (-4° to 131°F).
- 73 Internal 1-lamp EM ballast. Specify voltage.
- CE Internal cold weather (-20° to 55°C) 1-lamp EM ballast. Specify voltage.
- HE¹ Internal higher lumen (up to 1250) 1-lamp EM ballast. 13-42W only. Specify voltage.

Luminaire (Housing) Finishes

- 35 Natural aluminum acrylic enamel.
- 37 Dark Bronze acrylic enamel.
- 38 Black acrylic enamel.
- 94 Custom color/finish. Specify. Consult factory.

Other

- 99 Special modification. Consult factory.
- FD Two additional in-line fuses. One per ballast. Use with Option -84. Not available with Option -98(347V).
- FS Additional in-line fuse. Not available with Option -98(347V).
- LE With 4-pin electronic lamps. 3500°K standard. 82 CRI and 12,000 hour life. Specify wattage, style and color temperature.

¹ Visit www.kirlinlighting.com for most current performance/specifications.

SUBMITTAL DATA

APPROVAL STAMP

JOB NAME

TYPE

WATTAGE

VOLTAGE

CATALOG NUMBER