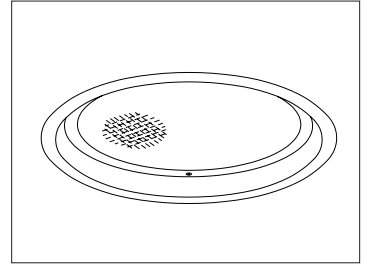


CATALOG #	TYPE
JOB NAME	WATTAGE VOLTAGE

12" 2 Triple 32 WATT MAXIMUM

VRR-12009

Vandal Resistant 2 Lamp Design: Uniform Illumination



Specifications

Lamp

- Designed for two 4-pin triple tube amalgam or quad compact fluorescent lamps: 32/26W triple or 26W quad.

Ballast: Multi-Wattage/Voltage

- Installed electronic high power factor, thermally protected. For lower wattages: Option -43.
- 120-277 multi-volt; 50-60 Hz. THD <10%.
- ClickQuick connectors for easy service.
- Single circuit wiring or see Option -84.
- Cold weather -22°F (-30°C).
- End of lamp life protection circuit. RFI filter.
- Internally fused. Also see Options -FS, -FD.

Reflector

- Specular Alzak® aluminum.

Trim / Lens Assembly

- Vandal resistant smooth white seamless tapered aluminum self-flanged flare trim or see -OG.
- Flush center pin tamperproof hex screws and captive nuts secure trim to housing.

- Prismatic 3/16" high strength acrylic above 1/4" clear polycarbonate.
- Continuous ring secures lens to trim.
- Tamperproof tool included.

Aluminum Housing

- Acrylic enameled. Rustproof: Exceeds 1000 hour ASTM 5% salt spray test.
- Lightweight: Minimizes ceiling load.
- Cool operation: Extends component life.
- Entire luminaire serviced through aperture.
- Built-in plaster frame.

Outlet Box

- Prewired 14 GA (NEC) galvanized steel, UL listed. 1/2" and 3/4" knockouts.

Installation

- 27" galvanized hanger bars with adjustable mounting brackets (2) supplied.
- Recesses indoor or outdoor in covered locations.

UL, C-UL (Canada) Listings

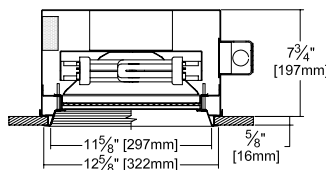
- Wet, damp or dry locations, covered ceilings.
- Through-branch conductors (6 #12 AWG 90°C).

Three Year Limited Warranty

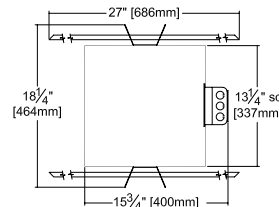
- Complete standard fixture and ballast.

Performance at a Glance

VRR-12009

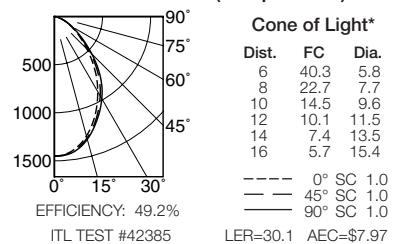


Option -OG Also Shown



Ceiling Cut-out 12 1/4" Dia.

VRR-12009 (2 Triple 32W)



Cone of Light Key

- Ft. Distance from fixture
- FC Footcandles at nadir (0°)
- Dia. Circle of light at 50% of FC

* Dia. (in ft.) shown is where FC value is half the FC at nadir.

THE KIRLIN COMPANY

3401 EAST JEFFERSON AVENUE • DETROIT, MICHIGAN 48207-4232
(313) 259-6400 • Fax: (313) 259-9409 OR (313) 259-3121 • www.kirlinlighting.com

**ENERGY EFFICIENT VANDAL RESISTANT
& MAXIMUM SECURITY LIGHTING**

MAXIMUM WATTAGE

2 Triple 32

CATALOG NUMBER

VRR-12009

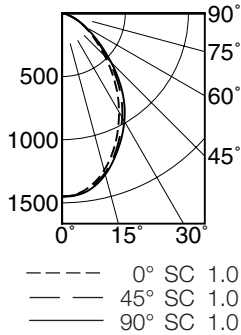
DUE TO OUR CONTINUING EFFORT TO IMPROVE PRODUCTS, TECHNICAL INFORMATION IS SUBJECT TO CHANGE WITHOUT NOTICE.

Alzak® is a registered trademark of ALCOA.

Detailed Photometry - Installed Fixture

Photometry from I.T.L., Boulder, CO

VRR-12009 (2 Triple 32)



EFFICIENCY : 49.2%

CANDLEPOWER DISTRIBUTION					
	0.0	22.5	45.0	67.5	90.0
0	1450	1450	1450	1450	1450
5	1432	1432	1436	1441	1442
15	1285	1292	1308	1318	1321
25	1039	1054	1079	1097	1104
35	761	781	817	846	855
45	480	491	519	542	550
55	275	275	292	292	298
65	139	141	144	144	145
75	39	41	44	46	48
85	5	6	6	6	6
90	0	0	0	0	0

COEFFICIENTS OF UTILIZATION							
RF	20						
RC	80				50		
RW	70	50	30	10	50	30	10
1	55	53	51	50	50	49	47
2	51	48	45	43	45	43	41
3	47	43	40	37	41	38	36
4	44	39	35	32	37	34	32
5	41	35	32	29	34	31	28
6	38	32	29	26	31	28	26
7	36	30	26	23	29	25	23
8	33	27	24	21	27	23	21
9	31	25	22	19	25	22	19
10	30	24	20	18	23	20	18

ITL TEST #42385 *LER=30.1 •AEC=\$7.97

* LER = Luminaire Efficiency Rating

$$\text{LER} = \frac{\text{Luminaire Effic.} \times \text{Total Lamp Lumens} \times \text{Ballast Factor}}{\text{Input Watts}}$$
• AEC = Annual Energy Cost per 1000 lumens
(based on 3000 hours use @ \$0.08 KWH).

Options

Ballast, Wattage and Voltage

- 39 Installed electronic dimming ballast. Indoor use. 10°C (50°F) minimum start. Specify wattage, voltage and brand.
- 43 Lower wattage: for 4-pin 2x18W triple or 2x18-13W quad. Specify wattage.
- 84 Wired for two circuits. Also see -FD.
- 97 Specify other voltage. Consult factory.
- 98 347 volt, 50/60 Hz. input. Consult factory.

Emergency Ballast - Specify Voltage¹

Internal (factory installed) ballast, test switch and indicator light. Suitable for damp locations from

- 0° to 50°C (32° to 122°F) or with Cold Weather version (see -CE) -20° to 55°C (-4° to 131°F).
- 73 Internal 1-lamp EM ballast. Specify voltage.
- CE Internal cold weather (-20° to 55°C) 1-lamp EM ballast. Specify voltage.
- HE¹ Internal higher lumen (up to 1250) 1-lamp EM ballast. 13-32W only. Specify voltage.

Lenses and Trims

- 32 White oversize trim ring. Specify O.D.
- 45 Gasket between ceiling and trim flange.
- 46 Gasket between trim and lens.
- 94 Custom color/finish. Specify. Consult factory.
- CF High temperature color filter. Specify color.

- OG Black OptiGroove flare trim. (CP x .95)
- UV UV filter. Consult factory.

Other

- 79 Extension collar for ceilings up to 2" thick.
- 99 Special modification. Consult factory.
- FD Two additional in-line fuses. One per ballast. Use with Option -84. Not available with Option -98(347V).
- FS Additional in-line fuse. Not available with Option -98(347V).
- LE With 4-pin electronic lamps. 3500°K standard. 82 CRI and 12,000 hour life. Specify wattage, style and color temperature.

¹ Visit www.kirlinlighting.com for most current performance/specifications.

SUBMITTAL DATA

JOB NAME

TYPE

WATTAGE

VOLTAGE

CATALOG NUMBER

APPROVAL STAMP