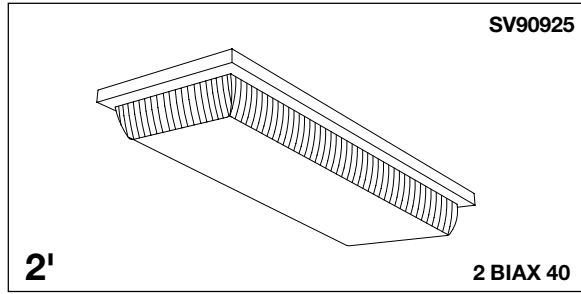



## All-Luminous: For Schools, Stairwells, Parking Garages



**54% Efficiency**



**48% Efficiency**

Available for 2-32 Watt T-8 (See Option -43)

### Features

#### Lamps

- Designed for:  
SV90925: 2 horizontal BIAx 40 watt.  
SV90926: 4 horizontal BIAx 40 watt.
- See Option -43 for lower wattage.

#### Ballast

- Thermally protected, encased and potted standard.
- High power factor standard.
- Single-circuit wiring standard. Optional two-circuit wiring. (See Option -84)
- 120 volt standard or see optional voltages.
- Dimming optional. (See Option -39)
- Electronic optional. (See Option -96)

#### Fuse

- Available as Option -FS (single) or -FD (double).

#### Reflector

- Full-size formed reflector with white polyester enamel finish. Minimum 85% reflectivity.
- Removable for servicing.

#### Lens

- Manufactured from 1/8" clear UV stabilized polycarbonate.
- Completely encloses fixture mounting tray and pulls tightly to ceiling to eliminate pry points.
- Bolts to captive nuts in mounting tray via eight center-pin button head tamper-proof screws (six for SV90925).
- Vertical perimeter rib with prismatic design below for maximum control and efficiency.
- Virtually indestructible.

#### Mounting Tray

- Acrylic enameled die-formed 16 gauge galvanized steel.

- All electrical components permanently mounted for ease of installation.
- Mounts directly and tightly to ceiling.
- Exceeds 1000 hour ASTM 5% salt spray test.

#### Installation

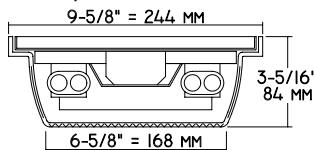
- Installs indoor or outdoor on all ceilings, covered locations.
- Access hole is 7/8" diameter with 1/2" diameter mounting holes.
- Secure with 3/8" lag or molly bolts to ceiling support structure.
- Tamper-proof tools included, minimum one per ten fixtures.

#### UL, C-UL (Canada) Listings

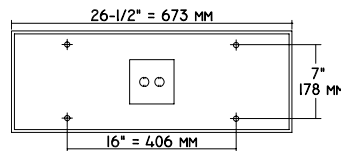
- Wet, damp or dry locations, covered ceilings.
- Three Year Limited Warranty**
- Complete standard fixture.

### Performance at a Glance

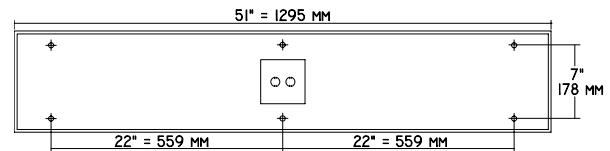
#### SV90925, SV90926



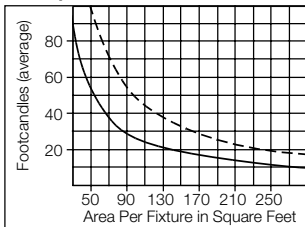
#### SV90925



#### SV90926

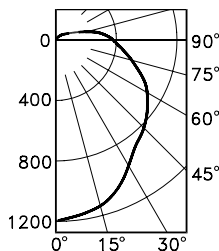


#### Multiple Fixture FC Calculator \*\*



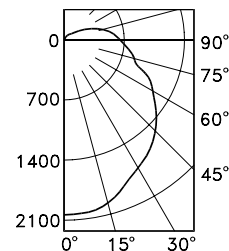
SV90925 ——— SV90926 - - - -

\*\* Based on:  
RCR=2;  
ceiling 70%;  
wall 50%;  
floor 20%.  
Use S/MH  
shown for  
each fixture.



SV90925 S/MH 1.2

Distribution curves and  
S/MH data shown are  
90° to lamp axis.



SV90926 S/MH 1.3

## THE KIRLIN COMPANY

3401 EAST JEFFERSON AVENUE • DETROIT, MICHIGAN 48207-4232  
(313) 259-6400 • Fax: (313) 259-9409 OR (313) 259-3121

**CENTURY SERIES  
VANDAL RESISTANT  
COMPACT FLUORESCENT LIGHTING**

MAXIMUM WATTAGE

**2 Biax 40  
4 Biax 40**

CATALOG NUMBERS

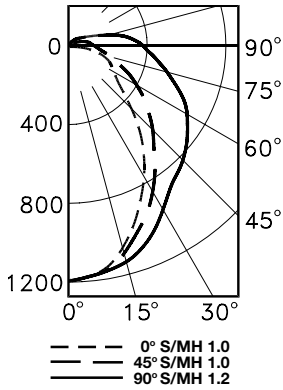
**SV90925  
SV90926**

Detailed Photometry - Installed Fixture

FROM I.T.L. (BOULDER, CO) SV90925: TEST NUMBER 41114  
SV90926: TEST NUMBER 41113

SV90925

\*LER = 39.2  
•AEC = \$6.12



CANDLEPOWER DISTRIBUTION

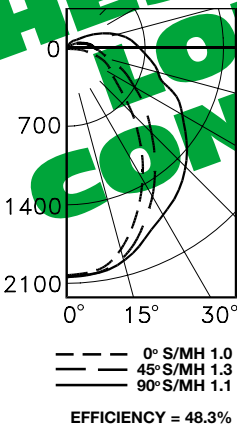
	0.0	22.5	45.0	67.5	90.0
0	1197	1197	1197	1197	1197
10	1157	1161	1154	1156	1157
30	759	808	830	900	944
50	369	433	523	648	778
70	208	202	265	414	571
90	21	73	122	237	366
110	6	15	35	87	151
130	5	5	14	29	39
150	4	4	7	9	11
170	3	3	3	4	6
180	2	2	2	2	2

COEFFICIENTS OF UTILIZATION

RF	20									
	80			50			10			
	70	50	30	10	50	30	10	50	30	10
RW	70	50	30	10	50	30	10	50	30	10
1	56	53	51	48	48	47	45	45	44	43
2	51	46	42	39	42	39	36	36	35	34
3	46	41	36	32	37	33	31	31	30	29
4	43	36	31	27	33	29	26	26	25	24
5	39	32	27	24	30	26	23	23	22	21
6	36	29	24	21	27	23	20	20	19	18
7	34	26	22	18	24	21	18	18	17	16
8	31	24	20	16	22	19	16	16	15	14
9	29	22	18	15	21	17	14	14	13	12
10	28	21	16	13	19	16	13	13	12	11

SV90926

\*LER = 35.2  
•AEC = \$6.82



CANDLEPOWER DISTRIBUTION

	0.0	22.5	45.0	67.5	90.0
0	2074	2074	2074	2074	2074
10	2010	2037	2042	2051	2059
30	1358	1479	1534	1677	1777
50	663	768	942	1186	1407
70	346	357	453	737	987
90	19	108	209	419	608
110	5	21	66	181	314
130	7	8	24	48	64
150	5	5	8	12	15
170	4	4	2	3	5
180	1	1	1	1	1

COEFFICIENTS OF UTILIZATION

RF	20									
	80			50			10			
	70	50	30	10	50	30	10	50	30	10
RW	70	50	30	10	50	30	10	50	30	10
1	51	48	46	44	44	42	40	40	39	38
2	46	42	38	35	38	35	33	33	32	31
3	42	37	33	29	33	30	28	28	27	26
4	38	32	28	25	30	26	24	24	23	22
5	35	29	25	21	27	23	20	20	19	18
6	33	26	22	19	24	21	18	18	17	16
7	30	24	20	17	22	19	16	16	15	14
8	28	22	18	15	20	17	14	14	13	12
9	26	20	16	13	19	15	13	13	12	11
10	25	19	15	12	17	14	12	12	11	10

Options

- 39 Installed electronic dimming ballast. Biax 40, F17 T-8 or F20 (SV90925). Biax 40, F32 T-8 or F40 (SV90926). Consult factory for quantity and type required. Also see -WD.
- 43 Lower Wattage: Specify 2-17W T-8 or 2 F20 (SV90925); 2-32W T-8 or 2 F40 (SV90926).
- 48 Night light socket and ballast for 7 watt fluorescent lamp.
- 58 277 volt 60 Hz. ballast instead.
- 73 Internal emergency "Ni-Cad" battery pack concealed in housing. Switch and light unobtrusively located inside reflector. For indoor use. Consult factory for use with -96

- electronic ballast. Not available for -39.
- 74 Internal 2 lamp emergency "Ni-Cad" battery pack for use with 4-pin electronic lamps only. Use with Option -96. Indoor use.
- 80 Extension collar for mounting luminaire beneath surface outlet box. Two 1/2" T.S. knockouts provided for conduit.
- 84 Fixture wired for two circuits. See Options -FD and -RD.
- 96 Regulating electronic high power factor single circuit ballast instead. Biax 40, F17 T-8 or F20 (SV90925); Biax 40, F32 T-8 or F40 (SV90926).
- 97 Other voltage ballast. Consult factory.
- 98 347 volt 60 Hz. ballast instead. Consult factory

- for dimming.
- 99 Special modification. Consult factory.
- FS Fused primary. One per fixture. Replaceable. Aids servicing.
- FD Double Fused primary. One per circuit. Replaceable. For use with Option -84.
- LP With lamps. 3000°K or consult factory. Specify wattage and color temperature.
- RF Radio interference filter. One per fixture. Eliminates line feedback.
- RD Double radio interference filter. For use with Option -84.
- WD Wall Dimmer for use with Option -39.

SUBMITTAL DATA

APPROVAL STAMP

JOB NAME \_\_\_\_\_

TYPE \_\_\_\_\_

WATTAGE \_\_\_\_\_ VOLTAGE \_\_\_\_\_

CATALOG NUMBER \_\_\_\_\_

LIMITED WARRANTY: CATALOGUED KIRLIN FIXTURES ARE WARRANTED FREE OF DEFECTS IN WORKMANSHIP OR MATERIAL FOR THREE YEARS FROM DATE OF PURCHASE. INSTALLATION, ETC., IS NORMAL USE. Manufacturer at his option will replace or repair such fixture or refund the purchase price on presentation of proof of purchase and defective fixture at the office of manufacturer within the years of original shipment. Liability of manufacturer is limited to the foregoing, and manufacturer shall not be liable for any other damages, direct or indirect, sustained or suffered by purchaser or any person. This warranty is supplied on the understanding that the purchaser has read and understands the terms and conditions of this warranty. Seller does not warrant as to merchantability or fitness for a particular use, nor liability or statement constitute a warranty or amend this specific warranty. Abandonment of the fixture without prior written authorization from the manufacturer will void this warranty.

THESE FIXTURES ARE NO LONGER AVAILABLE FOR CONSULTATIONS