

All-Luminous: For Schools, Stairwells, Parking Garages



Features

Lamps

- Designed for 2 horizontal Biax 40 watt.
- See Option -43 for lower wattage.

Ballast

- Thermally protected, encased and potted standard.
- High power factor standard.
- Single-circuit wiring standard. Optional two-circuit wiring. (See Option -84)
- 120 volt standard or see optional voltages.
- Dimming electronic optional. (See Option -39)
- Electronic non-dimming optional. (See Option -96)

Fuse

- Available as Option -FS (single) or -FD (double).

Reflector

- Full-size formed reflector with white polyester enamel finish. Minimum 85% reflectivity.
- Removable for servicing.

Lens

- Manufactured from .187" clear UV stabilized polycarbonate.
- Completely encloses fixture mounting tray and pulls tightly to ceiling to eliminate pry points.

- Bolts to captive nuts in mounting tray via six center-pin button head tamper-proof screws.
- Vertical perimeter rib with prismatic design below for maximum control and efficiency.

- Contains knockout in each end to accommodate conduit feed.
- Virtually indestructible.

- Mounting Tray
- Acrylic enameled die-formed 20 gauge galvanized steel.
- Contains 1/2" T.S. knockout in each end for conduit feed.
- All electrical components permanently mounted for ease of installation.
- Mounts directly and tightly to ceiling.

- Exceeds 1000 hour ASTM 5% salt spray test.

Installation

- Installs indoor or outdoor on all ceilings, covered locations.
- Access hole is 7/8" diameter with 1/2" diameter mounting holes.
- Secure with 3/8" lag or molly bolts to ceiling support structure.
- Tamper-proof tools included, minimum one per ten fixtures.

UL Listing

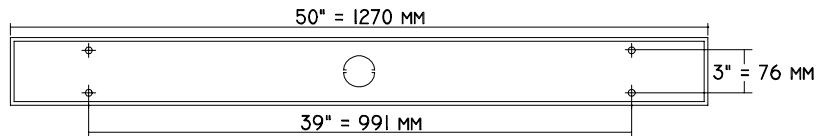
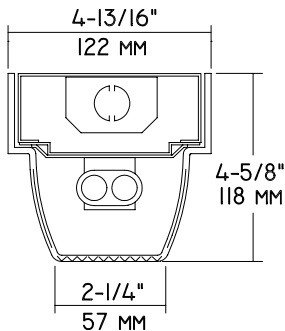
- Wet, damp or dry locations, covered ceilings.

Three Year Limited Warranty

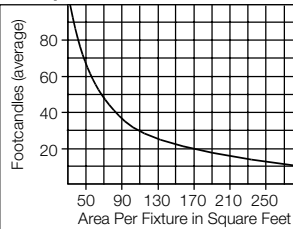
- Complete standard fixture.

Performance at a Glance

SV90527

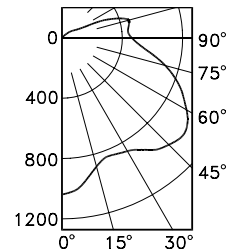


Multiple Fixture FC Calculator **



** Based on:
RCR=2;
ceiling 70%;
wall 50%;
floor 20%.

Use S/MH shown for each fixture.



Distribution curve and S/MH data shown are 90° to lamp axis.

SV90527 S/MH 1.4

THE KIRLIN COMPANY

3401 EAST JEFFERSON AVENUE • DETROIT, MICHIGAN 48207-4232
(313) 259-6400 • Fax: (313) 259-9409 OR (313) 259-3121

**CENTURY SERIES
VANDAL RESISTANT
COMPACT FLUORESCENT LIGHTING**

MAXIMUM WATTAGE

2 Biax 40

CATALOG NUMBER

SV90527

THE KIRLIN COMPANY RESERVES THE RIGHT TO CHANGE, WITHOUT NOTICE, DETAILS OR SPECIFICATIONS IN PRODUCT DESIGN.

Detailed Photometry - Installed Fixture

FROM I.T.L. (BOULDER, CO) TEST NUMBER 41115

SV90527 *LER = 50.0
 •AEC = \$4.80



--- 0° S/MH 1.0
 --- 45° S/MH 1.2
 --- 90° S/MH 1.4
EFFICIENCY = 68.5%

CANDLEPOWER DISTRIBUTION

	0.0	22.5	45.0	67.5	90.0
0	980	980	980	980	980
10	937	932	909	901	892
30	669	695	730	789	856
50	396	507	695	940	1071
70	202	360	603	704	803
90	24	136	235	376	457
110	5	28	119	253	378
130	3	4	30	52	68
150	2	3	6	13	17
170	2	2	3	3	4
180	2	2	0	1	2

COEFFICIENT OF UTILIZATION

RW	20						
	80			50			
	70	50	30	10	50	30	10
1	70	66	62	58	58	55	53
2	62	56	50	45	49	45	42
3	56	48	42	36	43	38	34
4	51	42	35	30	37	32	28
5	47	37	30	25	33	28	24
6	43	33	26	22	30	24	20
7	40	30	23	19	27	21	18
8	37	27	21	17	24	19	16
9	34	25	19	15	22	17	14
10	32	23	17	13	21	16	13

LIMITED WARRANTY: CATALOGUED KIRLIN FIXTURES ARE WARRANTED FREE OF DEFECTS IN WORKMANSHIP OR MATERIAL FOR THREE YEARS FROM DATE OF PURCHASE. INSTALLATION, IN NORMAL USE, MANUFACTURER AT HIS OPTION WILL REPLACE OR REPAIR SUCH FIXTURES RETURNED TO THE PURCHASER PRIOR TO PRESENTATION OF PROOF OF PURCHASE AND DEFECTIVE FIXTURE AT THE OFFICE OF MANUFACTURER WITHIN THREE YEARS OF ORIGINAL SHIPMENT. LIABILITY OF MANUFACTURER IS LIMITED TO THE FOREGOING, AND MANUFACTURER SHALL NOT BE LIABLE FOR ANY OTHER DAMAGES, DIRECT OR INDIRECT, SUSTAINED OR SUFFERED BY PURCHASER OR ANY PERSON. THIS WARRANTY IS SUPPLIED FOR THE CONVENIENCE OF THE PURCHASER AND DOES NOT CONSTITUTE AN ADVERTISEMENT, OFFER, OR PROMISE OF A WARRANTY. SELLER DOES NOT WARRANT AS TO MERCHANTABILITY OR FITNESS FOR A PARTICULAR USE, NOR WILL ANY OF THE FOREGOING CONSTITUTE A WARRANTY OF MERCHANTABILITY OR FITNESS FOR A PARTICULAR USE, NOR WILL ANY OF THE FOREGOING CONSTITUTE A WARRANTY OF MERCHANTABILITY OR FITNESS FOR A PARTICULAR USE. MANUFACTURER AT HIS OPTION WILL REPLACE OR REPAIR SUCH FIXTURES RETURNED TO THE PURCHASER PRIOR TO PRESENTATION OF PROOF OF PURCHASE AND DEFECTIVE FIXTURE AT THE OFFICE OF MANUFACTURER WITHIN THREE YEARS OF ORIGINAL SHIPMENT. LIABILITY OF MANUFACTURER IS LIMITED TO THE FOREGOING, AND MANUFACTURER SHALL NOT BE LIABLE FOR ANY OTHER DAMAGES, DIRECT OR INDIRECT, SUSTAINED OR SUFFERED BY PURCHASER OR ANY PERSON. THIS WARRANTY IS SUPPLIED FOR THE CONVENIENCE OF THE PURCHASER AND DOES NOT CONSTITUTE AN ADVERTISEMENT, OFFER, OR PROMISE OF A WARRANTY. SELLER DOES NOT WARRANT AS TO MERCHANTABILITY OR FITNESS FOR A PARTICULAR USE, NOR WILL ANY OF THE FOREGOING CONSTITUTE A WARRANTY OF MERCHANTABILITY OR FITNESS FOR A PARTICULAR USE.

THIS FIXTURE IS NO LONGER AVAILABLE FOR REPLACEMENT

Options

- 39 Installed electronic dimming ballast. For Biax 40, F32 T-8 or F40. Consult factory for quantity and type required. Also see -WD.
- 43 Lower Wattage: Specify 1-32W T-8 or 1 F40.
- 58 277 volt 60 Hz. ballast instead.
- 73 Internal emergency "Ni-Cad" battery pack concealed in housing. Switch and light unobtrusively located inside reflector. For indoor use. Consult factory for use with -96
- electronic ballast. Not available for -39.
- 74 Internal 2 lamp emergency "Ni-Cad" battery pack for indoor use with 4-pin electronic lamps only. Use with Option -96.
- 84 Fixture wired for two circuits. See Options -FD and -RD.
- 96 Regulating electronic high power factor 0°F single circuit ballast instead. Biax 40, F32 T-8 or F40. See Options -74 and -84.
- 97 Other voltage ballast. Consult factory.
- 98 347 volt 60 Hz. ballast instead. Consult factory for dimming.
- 99 Special modification. Consult factory.
- FS Fused primary. One per fixture. Replaceable. Aids servicing.
- FD Double Fused primary. One per circuit. Replaceable. For use with Option -84.
- LP With lamps. 2700°K or consult factory. Specify wattage and color temperature.
- RF Radio interference filter. One per fixture. Eliminates line feedback.
- RD Double radio interference filter. For use with Option -84.
- WD Wall Dimmer for use with Option -39.

SUBMITTAL DATA

APPROVAL STAMP

JOB NAME _____

TYPE _____

WATTAGE _____ VOLTAGE _____

CATALOG NUMBER _____