

| | | |
|-----------|---------|---------|
| CATALOG # | TYPE | |
| JOB NAME | WATTAGE | VOLTAGE |

Symphony Remote Driver Series

Surface Mount Decorative Sconce • LED

Central Glow Panel • Edge Glow • White Standard • Colors Optional
Up to 90,000 Hour Rated Life (L70) • LM-80 Qualified

SSR-14670



Specifications

LED Light Engine

- 15 watt LED array. 3500°K standard (or see Options -27K, -30K or -41K)
- Up to 80+ CRI, up to 90,000 hour rated life (L70) in open space
- Fully sustainable; removable for servicing

Thermal Management System

- All aluminum heat sink, components and housing maximize cool operation and long life while minimizing maintenance

Remote Power Supply Required

- For 0-10V use **SYM-CABNT**
- For DMX with RDM use **SYM-DMXPS**

SmartPower™ Battery Backup

- **EMI-21220** for emergency power
- See specification sheet; order separately

Sconce Assembly

- Decorative brushed aluminum round faceplate (10.5" diameter) with clear ¼" acrylic diffuser (14" diameter)

- Illuminated white center field and edgeglow, or see Options for colors
- Four contemporary button finials

Brushed Anodized Aluminum Housing

- Shallow 2½" inconspicuous depth meets all ADA requirements
- Cool operation: Extends life of all components
- Rustproof
- Fully sustainable: Entire luminaire, including light engine, is modular and easily serviced

Installation

- Requires minimum 16 AWG shielded twisted pair wire from SmartDMX™ to fixtures
- **Maximum cable run from driver to fixture is 250'**
- Universal back plate mounted to 4"x 4" octagon J-box (by others) installs in wall or ceiling

UL, C-UL (Canada) Listings

- Wet, damp or dry locations, covered ceilings

FCC Compliance

- FCC Part 15 certified for EMI/RFI emissions

FIVE YEAR Limited Warranty

- Complete standard fixture (must be used with SYM-CABNT or SYM-DMXPS)

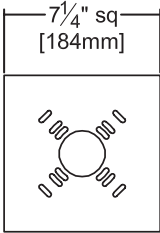
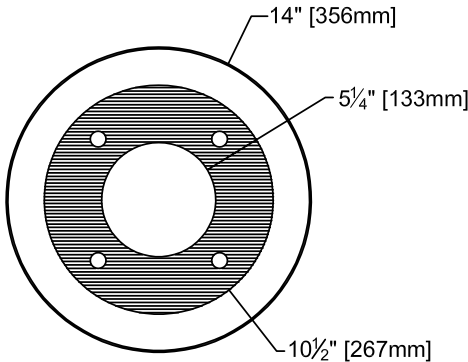
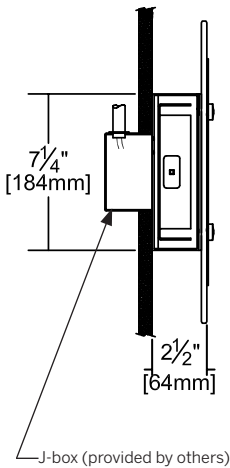
Options and Ordering Configuration

(Example: SSR-14670-27K-30-BL)

| Must Specify | Optional | | | |
|--------------|---|--|---|---|
| Model | Color Temp. (CCT) | Faceplate & Surface Housing | Inner Lens Color | Other Options |
| SSR-14670 | (Blank): 3500°K -27K: 2700°K instead -30K: 3000°K instead -41K: 4100°K instead | (Blank): Brushed aluminum finish -30: White baked enamel finish instead for faceplate and housing -38: Black baked enamel finish instead for faceplate and housing -94: Custom color/finish for faceplate and housing; specify; consult factory | (Blank): White lens -BL: Blue filter -CF: Custom filter color (Rosco); specify -GE: Green filter -OR: Orange filter -RA: Red amber filter -RE: Red filter -YE: Yellow filter | (Blank): None -99: Special modification; consult factory -CL: Custom logo/color in center field; consult factory |



Dimensions



Universal back plate
mounted to
4"x4" octagon
J-box (by others)
installs in
wall or ceiling.

LED manufacturers maintain a tolerance of +/-7% on flux (lumens) and power (electrical) measurements.

LIMITED WARRANTY: CATALOGED KIRLIN FIXTURES ARE WARRANTED FREE OF DEFECTS IN WORKMANSHIP OR MATERIAL FOR FIVE YEARS FROM DATE OF PURCHASE. INSTALLED TO N.E.C. IN NORMAL USE. Manufacturer at his option will replace or repair such fixture or refund the purchase price on presentation of proof of purchase and defective fixture at the offices of manufacturer within five years of original shipment. Liability of manufacturer is limited to the foregoing, and manufacturer shall not be liable for any other damages, direct or indirect, sustained or suffered by purchaser or any person. This warranty is supplied to the buyer in place of all other warranties, expressed or implied. Seller does not warrant as to merchantability or fitness for a particular use, nor will any oral statement constitute a warranty or amend this specific warranty. Abnormal use, abuse of the fixture, improper installation, or repair or modification of the fixture without prior written authorization from the manufacturer will render the warranty void.