

CATALOG #	TYPE	
JOB NAME	WATTAGE	VOLTAGE

Symphony Remote Driver Series

Open Appearance 12" Adjustable Cylinder • LED

Up to 60,000 Hour Rated Life (L70) • Wet Location

LM-80 Qualified • LM-79 Certified Photometry

SSR-12624



Specifications

Delivered System Performance

- Lumen Series: **Must Specify**
 - 6500L: 6500 nominal lumens (74W)
 - 5000L: 5000 nominal lumens (55W)
 - 4000L: 4000 nominal lumens (42W)
 - 2500L: 2500 nominal lumens (35W)
- Distributions: MFL standard; Optional: -SPT or -NFL
- Color temperature: 3500°K standard; Optional: -27K, -30K, -41K or -50K
- CRI: 80+ standard; Optional: -HC (90+)
- 60,000 hour rated life (L70)
- Fully sustainable: removable for servicing

Thermal Management System

- All aluminum heat sink, components and housing maximize cool operation and long life while minimizing maintenance

Remote Power Supply Required

- For 0-10V use **SYM-CABNT**
- For DMX with RDM use **SYM-DMXPS**
- The **Symphony Configurator** can help determine the necessary components

SmartPower™ Battery Backup

- EMI-21220** for emergency power
- See specification sheet; order separately

Trim

- Clear specular aluminum trim
- Self-flanged, low glare angle-cut cone; tempered glass lens above
- Optional colors and finishes available

Aluminum Housing

- Seamless white acrylic enameled finish.
- Rustproof: Exceeds 1000 hour ASTM 5% salt spray test
- Interlocking flare trim
- No visible cylinder hardware
- Cool operation: Extends life of all components.
- Fully sustainable: Entire luminaire, including LED light engine, easily visible and serviced through aperture
- Lightweight: minimizes ceiling load

Installation

- Requires minimum 16 AWG shielded twisted pair wire from driver to fixtures
- Maximum cable run from driver to fixture is 250'**

- Center point mounting for snug fit to ceiling; mounting hardware furnished
- 2" collar for surface J-box mount; see Option -80
- Indoor or outdoor for covered ceiling use; Weather Cap available; see Option -89

UL, C-UL (Canada) Listings

- Wet, damp or dry locations, covered ceilings; see Option -89

FCC Compliance

- FCC Part 15 certified for EMI/RFI emissions

FIVE YEAR Limited Warranty

- Complete standard fixture (must be used with SYM-CABNT or SYM-DMXPS)

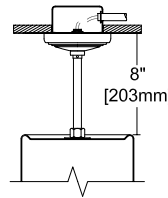
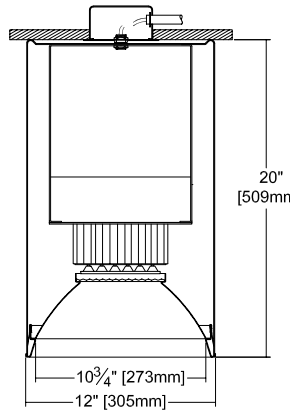


Options and Ordering Configuration

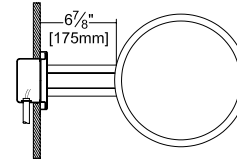
(Example: SSR-12624-6500L-30K-38)

Must Specify		Optional					
Model	Lumens	Color Temp. (CCT)	Distribution	Lens & Trim	Housing Finish	Mounting	Other Options
SSR-12624							
	<ul style="list-style-type: none"> -6500L -5000L -4000L -2500L 	<ul style="list-style-type: none"> (Blank): 3500°K -27K: 2700°K instead -30K: 3000°K instead -41K: 4000°K instead -50K: 5000°K instead -HC: 90+ CRI instead 	<ul style="list-style-type: none"> (Blank): MFL -NFL: Narrow flood distribution -SPT: Spot distribution 	<ul style="list-style-type: none"> (Blank): Clear specular trim; lens above -23: Frosted microprismatic lens instead -30T: White enamel (complete trim) -70T: Clear semi-specular SofTex™ (complete trim) -94: Custom color/finish; specify; consult factory -WA: White acrylic (flat) diffuser instead 	<ul style="list-style-type: none"> (Blank): White enamel finish -35: Silver enamel finish -37: Dark bronze enamel finish -38: Black enamel finish -94: Custom color/finish; specify; consult factory 	<ul style="list-style-type: none"> (Blank): Mounting hardware for surface mount -54: Safety cable from fixture through pendant stem and 12" beyond; use with -PM -80: 2" collar for mounting beneath outlet box. ½" T.S. KO's; add -89 for wet listing -87: Custom pendant or cable length; specify length; use with Option -ASB, -ASW or -PM -88: Swivel canopy for sloped ceilings up to 40°; use with Option -PM -89: Sealed top WeatherCap -ASB: Aircraft cable pendant mount; black cord. 48" or see -87; no wet listing -ASW: Aircraft cable pendant mount; white cord. 48" or see -87; no wet listing -PM: Pendant mount; 8" stem or see Option -87; add -89 for wet listing -WB: Wall bracket mount; add -89 for wet listing 	<ul style="list-style-type: none"> (Blank): None -99: Special modification; consult factory

Dimensions



Representative Views:
 (Above) With optional pendant mount (Option -PM)
 (Right) With optional wall bracket (Option -WB)



Photometry - Installed Complete Fixture

Photometry from I.T.L., Boulder, CO

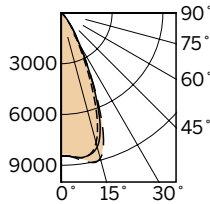
LM-79 IESNA Certified Photometry from Independent Lab

-6500L STANDARD (MFL)

Lumens: 6094
 Beam: ~45°
 SC: 0.8
 LPW: 83
 Efficiency: 75.9%
 ITL Test: 87499

Total System Watts 73.7

CANDLEPOWER DISTRIBUTION					
	0.0	22.5	45.0	67.5	90.0
0	8437	8437	8437	8437	8437
5	8544	8539	8574	8548	8544
15	7934	8365	8890	8587	8189
25	3490	3788	4185	4207	4090
35	1069	1132	1184	1238	1232
45	295	301	289	305	316
55	58	58	60	59	64
65	20	20	21	21	21
75	17	18	18	18	18
85	10	9	10	10	10
90	0	0	0	0	0



Cone of Light ▲

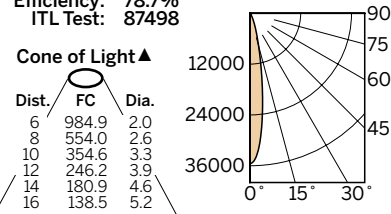
Dist.	FC	Dia.
6	234.4	5.0
8	131.8	6.6
10	84.4	8.3
12	59.6	9.9
14	43.0	11.6
16	33.0	13.2

-6500L Option -SPT

Lumens: 6314
 Beam: ~18°
 SC: 0.3
 LPW: 86
 Efficiency: 78.7%
 ITL Test: 87498

Total System Watts 73.7

CANDLEPOWER DISTRIBUTION					
	0.0	22.5	45.0	67.5	90.0
0	35455	35455	35455	35455	35455
5	29259	29259	29259	29259	29259
15	7908	7908	7908	7908	7908
25	2075	2075	2075	2075	2075
35	631	631	631	631	631
45	211	211	211	211	211
55	45	45	45	45	45
65	16	16	16	16	16
75	13	13	13	13	13
85	7	7	7	7	7
90	0	0	0	0	0



Cone of Light ▲

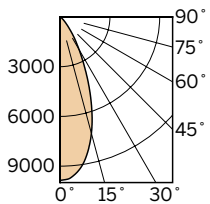
Dist.	FC	Dia.
6	984.9	2.0
8	554.0	2.6
10	354.6	3.3
12	246.2	3.9
14	180.9	4.6
16	138.5	5.2

-6500L Option -NFL

Lumens: 5834
 Beam: ~38°
 SC: 0.7
 LPW: 79
 Efficiency: 72.7%
 ITL Test: 88181

Total System Watts 73.7

CANDLEPOWER DISTRIBUTION					
	0.0	22.5	45.0	67.5	90.0
0	9857	9857	9857	9857	9857
5	9579	9579	9579	9579	9579
15	7269	7269	7269	7269	7269
25	3663	3663	3663	3663	3663
35	1340	1340	1340	1340	1340
45	350	350	350	350	350
55	61	61	61	61	61
65	24	24	24	24	24
75	21	21	21	21	21
85	12	12	12	12	12
90	0	0	0	0	0



Cone of Light ▲

Dist.	FC	Dia.
6	273.8	4.1
8	154.0	5.5
10	98.6	6.9
12	68.5	8.3
14	50.3	9.7
16	38.5	11.0

LUMEN SERIES	LUMEN FACTOR	WATTAGE FACTOR	LPW FACTOR
-5000L	0.766	0.773	0.991
-4000L	0.614	0.578	1.062
-2500L	0.489	0.472	1.038

▲ Cone of Light Key
 Dia. (in ft.) shown is where FC value is half the FC at nadir.

Dist. Distance (Ft.) from fixture
 FC Footcandles at nadir (0°)
 Dia. Circle of light at 50% of FC

LED manufacturers maintain a tolerance of +/-7% on flux (lumens) and power (electrical) measurements.

LIMITED WARRANTY: CATALOGED KIRLIN FIXTURES ARE WARRANTED FREE OF DEFECTS IN WORKMANSHIP OR MATERIAL FOR FIVE YEARS FROM DATE OF PURCHASE. INSTALLED TO N.E.C. IN NORMAL USE. Manufacturer at the option will replace or repair such fixture or refund the purchase price on presentation of proof of purchase and defective fixture to the offices of manufacturer within the warranty period. Liability of manufacturer is limited to the foregoing and manufacturer shall not be liable for any other damages, direct or indirect, sustained or suffered by purchaser or any person. This warranty is supplied to the buyer in place of all other warranties, expressed or implied; seller does not warrant as to merchantability or fitness for a particular use, nor will any oral statement constitute a warranty or amend this specific warranty. Abnormal use, abuse of the fixture, improper installation, or repair or modification of the fixture without prior written authorization from the manufacturer will render the warranty void.

SYMPHONY NOVEMBER 2024

Symphony Driver Modules

Fully Digital Controlled Power Source for LED Luminaires

Mounted in Kirlin's **SYM-CABNT**

Drivers wired in series



Driver Module	Maximum Capacity	Fixture Load Examples
DVR-1400A	Qty 1: 2500L Luminaires	<ul style="list-style-type: none"> Qty 1: SSR-12624-2500L
DVR-1400B *Not available with DMX dimming	Up to Qty 2: 2500L Luminaires	<ul style="list-style-type: none"> Qty 1: SSR-12624-2500L Qty 2: SSR-12624-2500L Qty 1: SSR-12624-2500L and Qty 1: SRR-07604-2500L
DVR-1050A	Qty 1: 4000L Luminaires	<ul style="list-style-type: none"> Qty 1: SSR-12624-4000L
DVR-1400B *Not available with DMX dimming	Qty 1: 5000L Luminaires	<ul style="list-style-type: none"> Qty 1: SSR-12624-5000L
DVR-1400A	Qty .5: 6500L Luminaires	<ul style="list-style-type: none"> Qty 1: SSR-12624-6500L requires Qty 2: DVR-1400A