

Vertical Quad Open Cylinders

Features

Lamp

- Designed for:
 - 1 vertical Quad 13 watt: SR90646.
 - 1 vertical Quad 26 watt: SR90947.
- 2 pin GX23 base: SR90646.
- 2 pin G24d-3 base: SR90947.
- See Option -43 for lower wattages.

Ballast

- Thermally protected, encased and potted standard.
- High power factor standard.
- 120 volt standard or see optional voltages.
- Electronic optional for SR90947. (See Option -96)

Fuse

- Available as Option -FS.

Reflector

- Self-flanged low iridescence specular Alzak® aluminum. Compound curved.
- Optional SofTex softly etched Clear, Dune, Champagne Gold or Wheat available.

- Optional OptiGroove assembly available for SR90646.

Housing

- Seamless white acrylic enameled aluminum.
- No visible cylinder hardware.
- Cool: Dissipates heat across entire surface area.
- Rustproof: Exceeds 1000 hour ASTM 5% salt spray test.

Installation

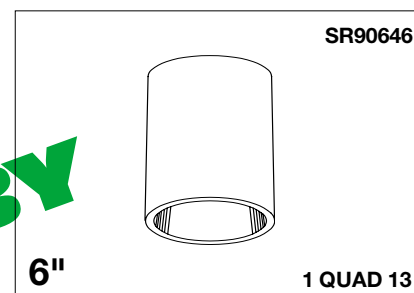
- Center point mounting with snug fit to ceiling. Mounting hardware furnished.
- Indoor or outdoor for covered ceiling use. (See Option -89)
- Collar for mounting beneath surface outlet box available. (Option -80)
- Pendant mount available. (Option -PM)
- Wall bracket available. (Option -WB)

UL, C-UL (Canada) Listings

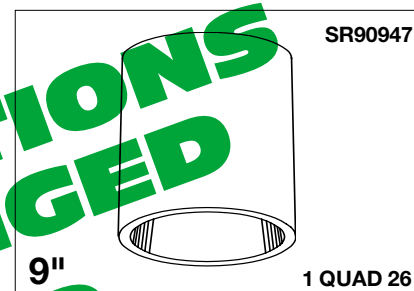
- Wet, damp or dry locations, covered ceilings.

Three Year Limited Warranty

- Complete standard fixture.




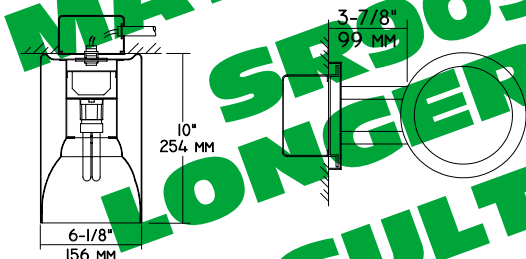
Sleek Cylinder
59% Efficiency



Dimming Optional
64% Efficiency

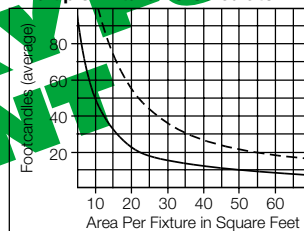
Performance at a Glance

SR90646



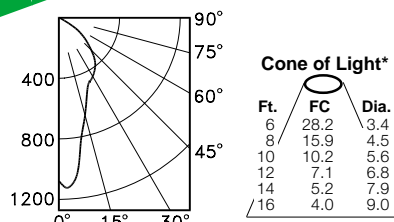
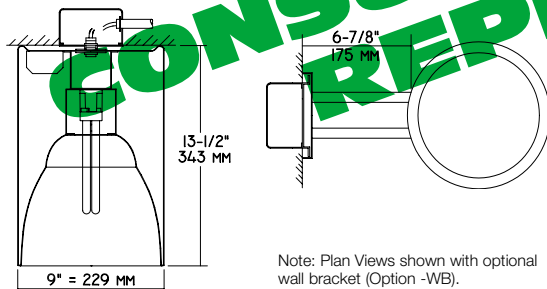
SR90646 S/MH 1.1

Multiple Fixture FC Calculator **



SR90646 — SR90947 ---

SR90947



SR90947 S/MH 0.6

Note: Plan Views shown with optional wall bracket (Option -WB).

Cone of Light Key

- Ft. Distance from fixture
- FC Footcandles (average)
- Dia. Circle of light at 50% of FC

* Dia. (in ft.) shown is where FC value is half the FC at nadir.

** Based on RCR2; ceiling 70%; wall 50%; floor 20%. Use S/MH shown for each fixture.

THE KIRLIN COMPANY

3401 EAST JEFFERSON AVENUE • DETROIT, MICHIGAN 48207-4232
(313) 259-6400 • Fax: (313) 259-9409 OR (313) 259-3121

CENTURY SERIES
ARCHITECTURAL
COMPACT FLUORESCENT LIGHTING

MAXIMUM WATTAGE

1 Quad 13
1 Quad 26

CATALOG NUMBERS

SR90646
SR90947

THE KIRLIN COMPANY RESERVES THE RIGHT TO CHANGE, WITHOUT NOTICE, DETAILS OR SPECIFICATIONS IN PRODUCT DESIGN.

Alzak® is a registered trademark of ALCOA.

Detailed Photometry - Installed Fixture

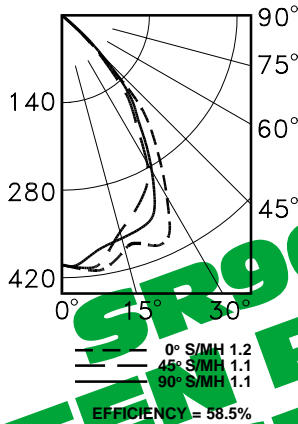
FROM I.T.L. (BOULDER, CO) SR90646: TEST NUMBER 40263
SR90947: TEST NUMBER 41106

SR90646

*LER = 22.8
•AEC = \$10.55

CANDLEPOWER DISTRIBUTION

COEFFICIENTS OF UTILIZATION



	0.0	22.5	45.0	67.5	90.0
0	402	402	402	402	402
5	413	412	413	406	402
15	384	365	359	362	370
25	385	347	317	329	346
35	275	258	229	235	235
45	90	102	86	97	96
55	2	2	2	2	1
65	0	0	0	0	0
75	0	0	0	0	0
85	0	0	0	0	0
95	0	0	0	0	0
100	0	0	0	0	0

RF	20					
RC	80					
PW	70	50	30	10	50	10
1	66	64	63	62	61	59
2	68	59	57	55	57	53
3	59	55	52	49	52	48
4	56	51	47	44	49	44
5	52	47	43	40	45	40
6	49	44	40	37	42	37
7	46	40	37	34	39	34
8	44	38	34	31	37	31
9	41	35	31	29	34	29
10	39	33	29	27	32	27

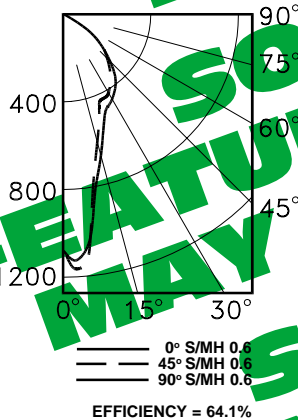
* Lumen Output Efficiency Rating = (Lumen Output / Total Lamp Power) x 100
• AEC = Annual Energy Cost per fixture based on 3000 hours use @ \$0.08/kwh

SR90947

*LER = 33.2
•AEC = \$7.23

CANDLEPOWER DISTRIBUTION

COEFFICIENTS OF UTILIZATION



	0.0	22.5	45.0	67.5	90.0
0	1016	1016	1016	1016	1016
5	1045	1041	1038	1023	1011
15	659	622	580	608	640
25	476	487	432	478	469
35	407	423	390	416	411
45	283	292	280	287	287
55	159	168	167	168	166
65	44	47	47	51	53
75	0	0	0	0	0
85	0	0	0	0	0
95	0	0	0	0	0
100	0	0	0	0	0

RF	20					
RC	80					
PW	70	50	30	10	50	10
1	72	70	68	66	66	63
2	67	63	60	57	60	55
3	62	57	53	49	54	48
4	58	52	47	44	49	43
5	54	47	42	39	45	38
6	50	43	38	35	41	34
7	47	40	35	31	38	31
8	44	37	32	29	35	28
9	41	34	29	26	33	26
10	39	32	27	24	31	24

Estimated Multipliers

-70 SofTex Clear: CP x .93
-71 SofTex Dune: CP x .87-90 SofTex Champagne Gold: CP x .90
-91 SofTex Wheat: CP x .87
-92 Black OptiGroove: CP x .70

Options

- 31 White flange (only) on reflector.
- 82 Sloped ceiling adapter. Specify slope up to 30° in 5° increments.
- 35 Silver enameled housing finish instead.
- 36 Gold enameled housing finish instead.
- 37 Dark Bronze enameled housing finish instead.
- 38 Black enameled housing finish instead.
- 43 Lower wattage. Specify 1Q18 or 1Q13 (SR90947).
- 45 Gasket between reflector flange and housing.
- 58 277 volt 60 Hz. ballast instead.
- 70 SofTex Clear self-flanged reflector. (CP x .93)
- 71 SofTex Dune self-flanged reflector. (CP x .87)
- 75 Remote emergency "Ni-Cad" battery pack. Four feet of flex provided for maximum mounting distance. For indoor use.
- 80 2" extension collar for mounting beneath surface outlet box. Finish matches housing color.
- 87 Custom -PM length. Specify up to 5 feet or consult factory. Use with Option -PM.
- 88 Swivel canopy for sloped ceilings up to 45°. Earthquake rated. Use with Option -PM.
- 89 Weather Cap - required when luminaire is installed without covered ceiling protection.
- 90 SofTex Champagne Gold self-flanged reflector. (CP x .90)
- 91 SofTex Wheat self-flanged reflector. (CP x .87)
- 94 Specular Pewter or other specified custom color self-flanged reflector / custom color housing. Consult factory.
- 96 Regulating electronic HPF 0°F ballast instead. Also see Options -84 and -LE.
- 97 Other voltage ballast. Consult factory.
- 98 347 volt 60 Hz. ballast instead for SR90947 only. Consult factory for Q13 electronic.
- 99 Special modification. Consult factory.
- FS Fused. Replaceable. Aids servicing.
- LE With 4-pin electronic lamp for use with Option -96 (SR90947). 2700°K or consult factory. Specify wattage and color temperature.
- LP With lamp. 2700°K or consult factory. Specify wattage and color temperature. Also see -LE.
- OG OptiGroove black seamless tapered aluminum assembly for SR90646 only. White trim, self-flanged. (CP x .75)
- PM Pendant mount instead. 3/8" T.S. (1/2" T.S. with Option -75) x 8" standard. Also see -87 and -88.
- RF Radio interference filter (SR90947 only). Eliminates line feedback.
- WB Wall bracket mount instead. Also see -89.

SUBMITTAL DATA

APPROVAL STAMP

JOB NAME _____

TYPE _____

WATTAGE _____ VOLTAGE _____

CATALOG NUMBER _____

LIMITED WARRANTY: CATALOGED KIRLIN FIXTURES ARE WARRANTED FREE OF DEFECTS IN WORKMANSHIP OR MATERIAL FOR THREE YEARS FROM DATE OF PURCHASE. INSTALLATION, E.C., IN NORMAL USE. Manufacturer at this option will replace or repair such fixture or refund the purchase price on presentation of proof of purchase and defective fixture at the offices of manufacturer within the years of original shipment. Liability of manufacturer is limited to the foregoing, and manufacturer shall not be liable for any other damages, direct or indirect, sustained by purchaser or any person. This warranty is supplied for the user's place of use only. Warranties, expressed or implied. Seller does not warrant as to merchantability or fitness for a particular use, nor will any oral statement constitute a warranty or amend this specific warranty. Abandon of fixture, improper installation, or repair, or modification of the fixture without prior written authorization from the manufacturer will void this warranty void.