

Regressed Lens Downlight Cylinder

Features

Lamp

- Designed for:
 - 1 vertical Quad 13 watt.
- 2 pin GX23 base.

Ballast

- Thermally protected, encased and potted standard.
- High power factor standard.
- 120 volt standard or selectable voltages.

Fuse

- Available as optional -FS.

Reflector

- Specular Aluminized reflector.

Trim Accessories

- White glass flare trim.
- Sealed ganged trim.
- Regressed prismatic, tempered low brightness, C#73 spread distribution lens.
- Optional black OptiGroove acrylic or fresnel lens; anopar polycarbonate available. (See Options)

Housing

- Seamless, white acrylic enameled aluminum.
- No visible cylinder hardware.
- Cool: Dissipates heat over entire surface area.
- Life: Rated life exceeds 10000 hours.
- Corrosion: Meets MIL-STD-883C TM 009 salt spray test.

Installation

- Ceiling mount: Mounting with snug fit into ceiling mounting bar (see Options).
- Indoor: For use on covered ceiling (see Options -89).
- Outdoor: Mounting beneath weatherproof outlet box available. (See Options -80)
- Pendant: See Options. (See Options -P)
- Wall: Bracket mount available. (See Options -WB)

UL, CUL (Canada Listings)

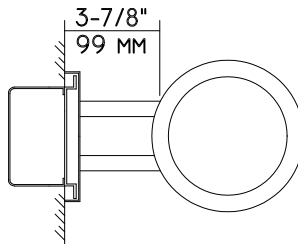
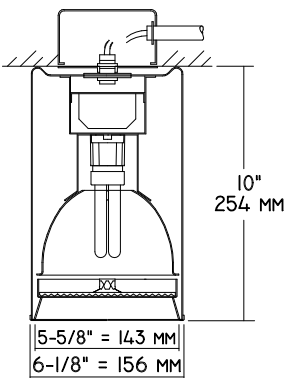
- Wet or damp or dry location listed.
- Three Year Limited Warranty.
- Complete standard fixture.



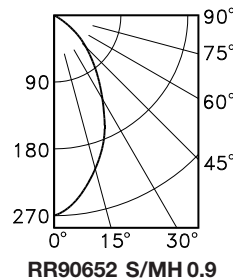
THIS FIXTURE HAS BEEN REPLACED BY FSR-06058-43 SOME DESIGN FEATURES OR OPTIONS MAY HAVE CHANGED

Performance at a Glance

SR90652



Note: Plan View shown with optional wall bracket (Option -WB).

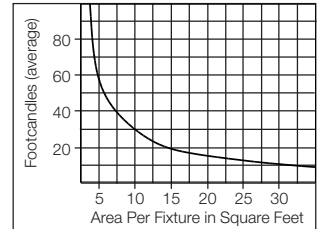


Cone of Light*

Ft.	FC	Dia.
6	7.5	4.9
8	4.2	6.6
10	2.7	8.2
12	1.9	9.8
14	1.4	11.5
16	1.1	13.1

SR90652

Multiple Fixture FC Calculator **



Cone of Light Key

- Ft.** Distance from fixture
- FC** Footcandles (average)
- Dia.** Circle of light at 50% of FC

* Dia. (in ft.) shown is where FC value is half the FC at nadir.

** Based on RCR2; ceiling 70%; wall 50%; floor 20%. Use S/MH shown for each fixture.

THE KIRLIN COMPANY

3401 EAST JEFFERSON AVENUE • DETROIT, MICHIGAN 48207-4232
(313) 259-6400 • Fax: (313) 259-9409 OR (313) 259-3121

**CENTURY SERIES
ARCHITECTURAL
COMPACT FLUORESCENT LIGHTING**

MAXIMUM WATTAGE

CATALOG NUMBER

1 Quad 13

SR90652

THE KIRLIN COMPANY RESERVES THE RIGHT TO CHANGE, WITHOUT NOTICE, DETAILS OR SPECIFICATIONS IN PRODUCT DESIGN.

Alzak® is a registered trademark of ALCOA.

Detailed Photometry - Installed Fixture

FROM I.T.L. (BOULDER, CO) TEST NUMBER 41188

CANDLEPOWER DISTRIBUTION

	0.0	22.5	45.0	67.5	90.0
0	270	270	270	270	270
5	263	263	263	263	263
15	229	229	229	229	229
25	195	195	195	195	195
35	161	161	161	161	161
45	127	127	127	127	127
55	93	93	93	93	93
65	59	59	59	59	59
75	25	25	25	25	25
85	9	9	9	9	9
95	3	3	3	3	3
100	0	0	0	0	0

SR90652

*LER = 13.7
 •AEC = \$17.8



THIS FIXTURE HAS BEEN REPLACED BY FSR-06058-43 SOME DESIGN OR OPTIONS MAY HAVE CHANGED

COEFFICIENTS OF UTILIZATION

RC	0	30	60	90	10
1	40	36	32	30	35
2	36	32	28	26	31
3	32	28	25	24	27
4	29	27	24	22	24
5	27	25	22	20	22
6	25	23	20	19	20
7	23	21	19	17	19
8	21	19	17	16	17
9	19	18	16	15	16
10	17	16	15	14	15

* LER = Luminaire Efficiency Rating
 LER = Luminaire Effic. x Total Lamp Lumens x Ballast Input Watts
 • AEC = Annual Energy Cost per 1000 lumens (based on 3000 hours use @ \$0.08 KWH).

Options

- 13 Clear 1/8" flat polycarbonate below, with tempered prismatic flat C#73 lens above.
- 17 Prismatic 3/16" high-strength acrylic instead.
- 18 Anopal flat glass. Not enameled. Diffusing.
- 20 White 1/2" cube eggcrate aluminum louver.
- 21 White translucent flat polycarbonate instead.
- 35 Silver enameled housing finish instead.
- 36 Gold enameled housing finish instead.
- 37 Dark Bronze enameled housing finish instead.
- 38 Black enameled housing finish instead.
- 45 Gasket above reflector flange (between trim and housing).
- 46 Gasket between trim and lens.
- 58 277 volt 60 Hz. ballast instead.
- 75 Remote emergency "Ni-Cad" battery pack.
- 76 Drop white polycarbonate diffuser instead.
- 80 2" extension collar for mounting beneath surface outlet box. Finish matches housing color.
- 87 Custom -PM length. Specify up to 5 feet or consult factory. Use with Option -PM.
- 88 Swivel canopy for sloped ceilings up to 45°. Earthquake rated. Use with Option -PM.
- 89 Weather Cap - required when luminaire is installed without covered ceiling protection.
- 94 Custom color housing/trim assembly. Consult factory.
- 96 Regulating electronic high power factor 0°F single circuit Quad ballast instead. See Options -74, -84 and -LE.
- 97 Other voltage ballast. Consult factory.
- 99 Special modification. Consult factory.
- FR Fresnel tempered lens instead. Concentric prisms.
- FS Fused. Replaceable. Aids servicing.
- FT Flat white trim instead. With tempered prismatic flat C#73 spread lens or specify optional lens.
- LP With lamp. 2700°K or consult factory. Specify wattage and color temperature.
- OG Seamless tapered black OptiGroove trim with white flange instead. Provided with standard lens unless optional lens is specified.
- PM Pendant mount instead. 3/8" T.S. (1/2" T.S. with Option -75) x 8" standard. Also see Options -87 and -88.
- WB Wall bracket mount instead. Also see -89.

SUBMITTAL DATA

APPROVAL STAMP

JOB NAME _____

TYPE _____

WATTAGE _____ VOLTAGE _____

CATALOG NUMBER _____

LIMITED WARRANTY: CATALOGED KIRLIN FIXTURES ARE WARRANTED FREE OF DEFECTS IN WORKMANSHIP OR MATERIAL FOR THREE YEARS FROM DATE OF PURCHASE. INSTALLATION, MAINTENANCE, AND REPAIRS ARE THE RESPONSIBILITY OF THE USER. THE PURCHASER'S PRESENTATION OF PRODUCT AND DEFECTIVE FIXTURE AT THE OFFICE OF MANUFACTURER WITHIN THREE YEARS OF ORIGINAL INSTALLATION. LIABILITY OF MANUFACTURER IS LIMITED TO THE FOREGOING. MANUFACTURER SHALL NOT BE LIABLE FOR ANY OTHER DAMAGES, DIRECT OR INDIRECT, SUSTAINED OR SUFFERED BY PURCHASER OR ANY PERSON. THIS WARRANTY IS SUPPLIED FROM THE MANUFACTURER AND WILL NOT BE VALID WITHOUT PROPER WRITTEN AUTHORIZATION.