

3 Triple 42 Watt Regressed Lens: 3 Level Switching Available Multi-Wattage

Features

Lamp

- Designed for:
3 horizontal Triple Tube 42 watt.
- 4-pin GX24q-4 base.
- Lamp socket suitable for 42, 32 or 26 (electronic) wattages.**
- 90% lumen output maintained at ballast minimum operating temperature.
- Flicker-free starting, high light output, excellent color rendering (82 CRI).
- Long 10,000 hour life.
- High efficiency with low operating costs.
- See Option -43 for lower wattage.

Ballast

- Suitable for all wattages from 26 through 42 electronic (non-dimming).**
- Regulating electronic high power factor, thermally protected, encased.
- Minimum starting temperature 0°F (-18°C).
- Contains end of lamp life protection circuit.
- Built-in RIF filter. THD is less than 10%.
- 120 volt standard or see optional voltages.
- See Option -84 for two circuit switching. Provides 1, 2 or 3 lamp lighting levels.
- Dimming optional. See Option -39.

Fuse

- Available as Option -FS (single) or -FD (double).

Reflector

- Clear specular Alzak® 100% aluminum.

Trim Assembly

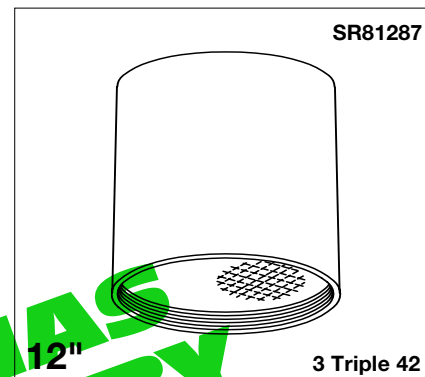
- Seamless tapered black OptiGroove. Self-flanged white trim.
- Regressed prismatic tempered low brightness C#73 spread distribution lens.
- White grooveless flare trim, flat trim or eggcrate louver available. See Options.
- Acrylic, fresnel or Holograph lens; Anopad or polycarbonate available. See Options.

Housing

- Seamless white acrylic enameled aluminum. Deep-drawn.
- No visible cylinder hardware.
- Cool: Dissipates heat across entire surface area.
- Rustproof. Exceeds 1000 hour ASTM 5% salt spray test.
- Optional housing colors or custom color available.

Installation

- Center point mounting with snug fit to ceiling. Mounting hardware furnished.



**Lumen Output Exceeds
100 Watt Metal Halide**

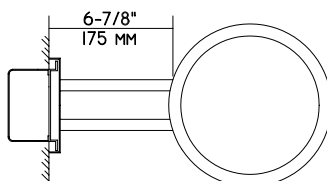
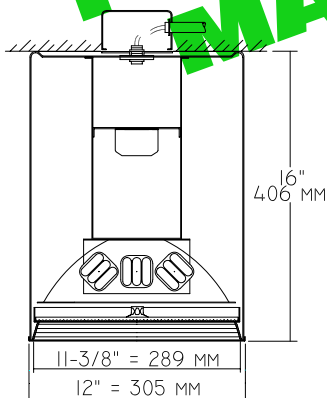
**Pendant Mount, Swivel Canopy,
or Wall Bracket Mount
Available**

- Indoor or outdoor for covered ceiling use. (See Option -89)
- Collar for mounting beneath surface outlet box available. (Option -80)
- Pendant mount available. (Option -PM)
- Wall bracket available. (Option -WB)
- UL, C-UL (Canada) Listings**
- Wet, damp or dry locations, covered ceilings.

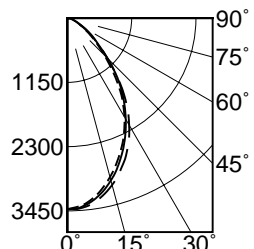
Three Year Limited Warranty

- Complete standard fixture.

Performance at a Glance



Note: Plan View shown with optional wall bracket (Option -WB).



---	0° S/MH	1.0
---	90° S/MH	1.0
---	180° S/MH	1.0

Cone of Light*

Ft.	FC	Dia.
6	94.9	5.9
8	53.4	7.8
10	34.2	9.8
12	23.7	11.8
14	17.4	13.7
16	13.4	15.7

Cone of Light Key

- Ft.** Distance from fixture
- FC** Footcandles (average)
- Dia.** Circle of light at 50% of FC
- * Dia. (in ft.) shown is where FC value is half the FC at nadir.

THE KIRLIN COMPANY

3401 EAST JEFFERSON AVENUE • DETROIT, MICHIGAN 48207-4232
(313) 259-6400 • Fax: (313) 259-9409 OR (313) 259-3121 • www.kirlinlighting.com

**SECOND CENTURY SERIES
TRIPLE TUBE
COMPACT FLUORESCENT LIGHTING**

MAXIMUM WATTAGE

CATALOG NUMBER

3 Triple 42

SR81287

DUE TO OUR CONTINUING EFFORT TO IMPROVE PRODUCTS, TECHNICAL INFORMATION IS SUBJECT TO CHANGE WITHOUT NOTICE.

Alzak® is a registered trademark of ALCOA.

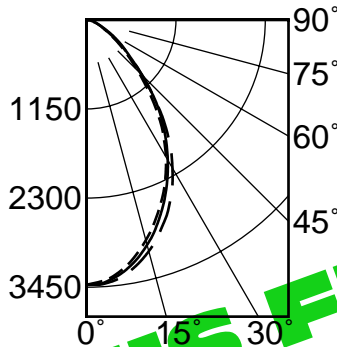
SR81287 SURFACE ROUND: TRIPLE TUBE 42 WATT (MAXMIMUM) COMPACT FLUORESCENT

Detailed Photometry - Installed Fixture

FROM I.T.L. (BOULDER, CO) TEST NUMBER 49001

CANDLEPOWER DISTRIBUTION

SR81287 ***LER = 35.1**
•AEC = \$6.83



--- 0° S/MH 1.0
 ——— 90° S/MH 1.0
 — — 180° S/MH 1.0
EFFICIENCY = 50.8%

	0.0	45.0	90.0	135.0	180.0
0	3418	3418	3418	3418	3418
5	3349	3357	3372	3389	3398
15	2945	2965	3006	3059	3091
25	2373	2359	2421	2476	2553
35	1687	1692	1745	1753	1828
45	935	978	1017	997	1000
55	458	440	523	444	487
65	209	220	225	220	204
75	79	85	90	84	76
85	2	2	2	2	2
90	0	0	0	0	0

EFFICIENT UTILIZATION

RF	20							
RF	80							
RF	70	50	30	10	60	40	20	10
1	57	55	53	52	52	51	50	49
2	53	50	47	45	47	45	43	41
3	49	45	42	39	43	40	38	35
4	46	41	38	35	39	37	34	31
5	43	38	34	31	36	33	31	28
6	40	35	31	28	33	30	28	25
7	38	32	28	26	31	28	25	22
8	36	30	26	23	29	26	23	20
9	33	28	24	22	27	24	21	18
10	32	26	22	20	25	22	20	17

- **AEC = Annual Energy Cost per 1000 lumens (based on 3000 hours use @ \$0.08 KWH).**

* LER = Luminaire Efficiency Rating

$$\text{LER} = \frac{\text{Luminaire Effic.} \times \text{Total Lamp Lumens} \times \text{Ballast Factor}}{\text{Input Watts}}$$

Options

- | Options | | FEARLESS™ | |
|---------|---|-----------|--|
| -13 | Clear 1/4" flat polycarbonate below, with prismatic flat C#73 lens above. | -46 | Gasket between trim and lens. |
| -17 | 3/16" prismatic high strength acrylic instead. | -54 | Safety cable through pendant stem. 12" longer than specified stem length. Anchored to fixture. Use with Option -PM. |
| -18 | Anoplat flat glass. Notenameled. Diffusing. | -58 | 277 volt 60 Hz. ballast instead. |
| -20 | White 1/2" cube eggcrate aluminum louver. | -73 | Internal emergency "Ni-Cad" battery pack concealed in housing (one lamp only). Switch and visible light located above lens. Indoor use. |
| -35 | Silver enameled luminaire finish instead. | -74 | Two lamp internal emergency "Ni-Cad" battery pack concealed in housing for 18, 26, or 32 watt. Consult factory for 42 watt. Switch and visible light located above lens. Indoor use. |
| -36 | Gold enameled luminaire finish instead. | -80 | 2" white extension collar for mounting luminaire beneath surface outlet box. Matches housing. |
| -37 | Dark Bronze enameled luminaire finish instead. | -84 | Fixture wired for two circuit switching. Provides three distinct lighting levels (1, 2 or 3 lamps) as an alternative to dimming. Also see Option -FD. |
| -38 | Black enameled luminaire finish instead. | -87 | Custom -PM length. Specify up to 4 feet or consult factory. Use with Options -PM and -54. |
| -39 | Installed electronic dimming ballast for 42 watt or add Option -43 for lower wattages. Consult factory for brand type. Also see Options -84, -LE and -WD. Indoor use. | -88 | Swivel canopy for sloped ceilings up to 45°. Earthquake rated. Use with Option -PM. |
| -40 | White grooveless flare trim with regressed tempered C#73 or specify optional lens. | -89 | Sealed top feature prevents moisture and insect intrusion from above in outdoor or high humidity areas. Use with Option -PM or -WB. |
| -43 | Lower wattage triple tube: Specify 18 watt (electronic) or 32, 26, or 18 watt (dimming) and voltage. | -94 | Custom color. Specify part(s). Consult factory. |
| | | -97 | Other voltage ballast. Consult factory. |
| | | -98 | 347 volt 60 Hz. ballast instead. Consult factory. |
| | | -99 | Special modification. Consult factory. |
| | | -FD | Double Fused primary. Use with Option -84. |
| | | -FR | Fresnel tempered lens. Concentric prisms. |
| | | -FS | Fused primary. Replaceable. Aids servicing. |
| | | -FT | Flat white trim instead. With tempered prismatic C#73 spread lens or specify optional lens, louver. |
| | | -HO | Holophane concave prismatic tempered lens. |
| | | -LE | With 4-pin electronic Triple Tube amalgam lamp. 82 CRI and 10,000 hour life. 3500°K or consult factory. Specify wattage and color temperature. |
| | | -PM | Pendant mount instead. 3/8" T.S. x 8" standard. Also see Options -54, -87 and -88. |
| | | -WB | Wall bracket mount instead. Also see Option -89. |
| | | -WD | Wall Dimmer for use with Option -39. Consult factory for type and quantity required. |

SUBMITTAL DATA

APPROVAL STAMP

JOB NAME _____

TYPE

WATTAGE _____ VOLTAGE _____

CATALOG NUMBER

LIMITED WARRANTY: CATALOGED KILN FIXTURES ARE WARRANTED FREE OF DEFECTS IN WORKMANSHIP OR MATERIAL FOR THREE YEARS FROM DATE OF PURCHASE, INSTALLED TO N.E.C., IN NORMAL USE. Manufacture at the option will replace or repair such fixture or refund the purchase price of such fixture, if the fixture is found to be defective in workmanship or material, under normal use, and if the defect is reported to the manufacturer in place of all other warranties, expressed or implied. Seller does not warrant as to merchantability or fitness for particular use, nor will any oral statement constitute a warranty or amend this specific warranty. Abnormal use, abuse of the fixture, improper installation, or repair, or modification of the fixture without prior written authorization from the manufacturer will render the warranty void.