

# High Efficiency 2-42 Watt Cylinder

## Features

### Lamp

- Designed for:
  - 2 horizontal Triple Tube 42 watt.
- 4 pin GX24q-4 base.
- 90% lumen output maintained at ballast minimum operating temperature.
- Flicker-free starting, high light output, excellent color rendering (82 CRI).
- Long 10,000 hour life.
- High efficiency with low operating costs.
- See Option -43 for lower wattage.

### Ballast

- Regulating electronic high power factor, thermally protected, encased.
- Minimum starting temperature -0°F (-18°C).
- Standard with built-in end of lamp life (EOL) protection circuit.
- Built-in RfL filter.
- 120 volt standard or see optional voltages.
- See Option -39 for dimming availability and restrictions.
- Single circuit wiring. See Option -84 for two circuit wiring.

### Fuse

- Available as Option -FS. Also see -FD.

### Reflector

- Self-flanged low iridescence specular Alzak® aluminum.
- Optional SofTex softly etched Clear, Dune, Champagne Gold or Wheat available.
- Optional OptiGroove assembly available.

### Housing

- Seamless white acrylic enameled aluminum with interlocking flare.
- No visible cylinder hardware.
- Cool: Dissipates heat across entire surface area.
- Rustproof: Exceeds 1000 hour ASTM 5% salt spray test.

### Installation

- Center point mounting with snug fit to ceiling. Mounting hardware furnished.
- Indoor or outdoor for covered ceiling use. (See Option -89)
- Collar for mounting beneath surface outlet box available. (Option -80)
- Pendant mount available. (Option -PM)
- Wall bracket available. (Option -WB)

### UL, C-UL (Canada) Listings

- Wet-damp or dry locations, covered ceilings. (See Option -89)

### Three Year Limited Warranty

- Complete standard fixture.



61% Efficiency

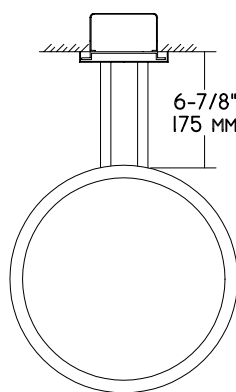
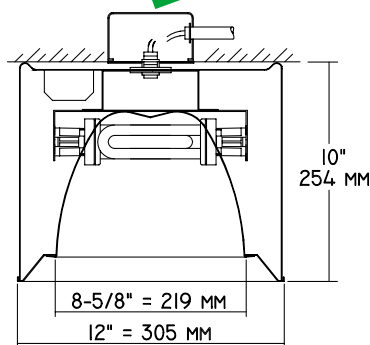
### Optional Mounts

-PM Pendant (8" standard)  
Also see Options -87 and -88.

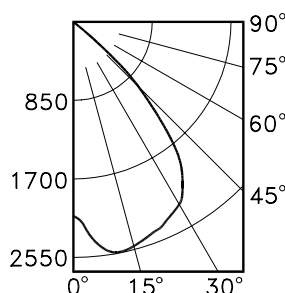
-WB Wall Bracket  
Also see Option -89.

## Performance at a Glance

SR81234



Note: Plan View shown with optional wall bracket (Option -WB).

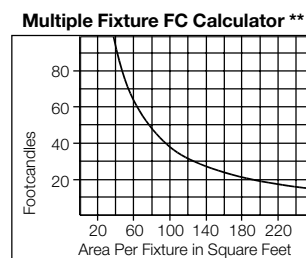


SR81234 S/MH 1.5

### Cone of Light\*

Ft.	FC	Dia.
6	58.1	8.2
8	32.7	11.0
10	20.9	13.7
12	14.5	16.5
14	10.7	19.2
16	8.2	21.9

SR81234



SR81234

### Cone of Light Key

- Ft. Distance from fixture
- FC Footcandles (average)
- Dia. Circle of light at 50% of FC

\* Dia. (in ft.) shown is where FC value is half the FC at nadir.  
\*\* Based on RCR2; ceiling 70%; wall 50%; floor 20%. Use S/MH shown for each fixture. Distribution curve and S/MH data shown are 90° to lamp axis.

# THE KIRLIN COMPANY

3401 EAST JEFFERSON AVENUE • DETROIT, MICHIGAN 48207-4232  
(313) 259-6400 • Fax: (313) 259-9409 OR (313) 259-3121 • [www.light-link.com/kirlin](http://www.light-link.com/kirlin)

**SECOND CENTURY SERIES**  
**TRIPLE TUBE**  
**COMPACT FLUORESCENT LIGHTING**

MAXIMUM WATTAGE

CATALOG NUMBER

**2 Triple 42**

**SR81234**

DUE TO OUR CONTINUING EFFORT TO IMPROVE PRODUCTS, TECHNICAL INFORMATION IS SUBJECT TO CHANGE WITHOUT NOTICE.

Alzak® is a registered trademark of ALCOA.

