

### Open Cylinder: Excellent Cut-Off

#### Features

##### Lamp

- Designed for:
  - 1 vertical Triple Tube Amalgam 42 watt.
- **Lamp socket suitable for 42, 32 or 26 (electronic) wattages.**
- See Option -43 for 18 watt or for use with Option -39 Dimming. Specify voltage.
- 4-pin GX24q-4 base. Consult factory for compatibility with G.E. 42 watt lamps.
- 90% lumen output maintained at ballast minimum operating temperature.
- Flicker-free starting, high light output, excellent color rendering (82 CRI).
- Long 10,000 hour life.
- High efficiency with low operating costs.

##### Ballast

- **Suitable for all wattages from 26 through 42 electronic (non-dimming).**
- **Suitable for all voltages from 120 through 277 volt (non-dimming).**
- Regulating electronic high power factor, thermally protected, encased.
- Minimum starting temperature 0°F (-18°C). See Option -CW for cold weather.
- Standard with built-in end of lamp life (EOL) protection circuit.
- Built-in RIF filter.
- 120 volt standard or see optional voltages for use with specific options.
- Dimming optional. See Option -39.

##### Fuse

- Available as Option -FS.

##### Reflector

- Low iridescence SofTex Alzak® aluminum. Resists fingerprints, smudges, dust.
- Optional specular Essence™ SofTex softly etched Clear, Dune, Champagne Gold or Wheat available.

##### Housing

- Seamless white acrylic enameled aluminum-Deep-drawn.
- No visible cylinder hardware.
- Cool: Dissipates heat across entire surface area.
- Rustproof: Exceeds 1000 hour ASTM 5% salt spray test.

##### Installation

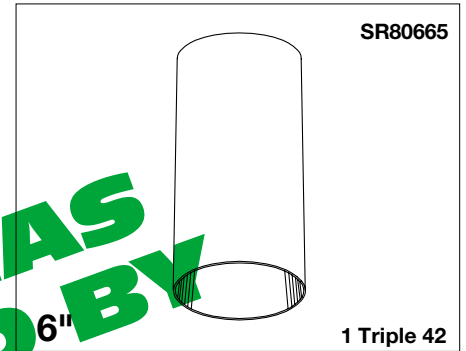
- Center point mounting with snug fit to ceiling. Mounting hardware furnished.
- Indoor or outdoor for covered ceiling use. (See Option -89)
- Collar for mounting beneath surface outlet box available. (Option -80)
- Pendant mount available. (Option -PM)
- Wall bracket available. (Option -WB)

##### UL, C-UL (Canada) Listings

- Wet, damp or dry locations, covered ceilings.

##### Three Year Limited Warranty

- Complete standard fixture.



Slender Proportions

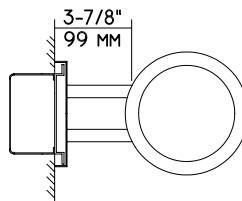
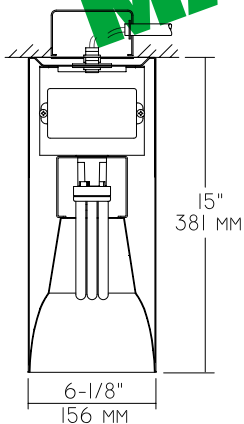
Multi-Wattage and Multi-Voltage Ballast

Low Brightness Optical Control

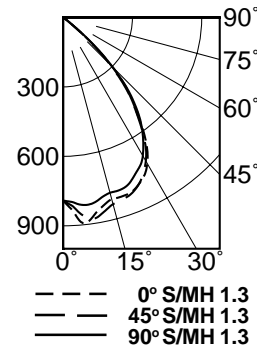
Pendant Mount or Wall Bracket Mount Available

#### Performance at a Glance

SR80665



Note: Plan View shown with optional wall bracket (Option -WB).



Cone of Light\*

Ft.	FC	Dia.
6	22.0	7.6
8	12.4	10.2
10	7.9	12.7
12	5.5	15.3
14	4.0	17.8
16	3.1	20.4

Cone of Light Key

**Ft.** Distance from fixture  
**FC** Footcandles (average)  
**Dia.** Circle of light at 50% of FC

\* Dia. (in ft.) shown is where FC value is half the FC at nadir.

## THE KIRLIN COMPANY

3401 EAST JEFFERSON AVENUE • DETROIT, MICHIGAN 48207-4232  
 (313) 259-6400 • Fax: (313) 259-9409 OR (313) 259-3121 • www.light-link.com/kirlin

SECOND CENTURY SERIES  
 TRIPLE TUBE  
 COMPACT FLUORESCENT LIGHTING

MAXIMUM WATTAGE

CATALOG NUMBER

1 Triple 42

SR80665

DUE TO OUR CONTINUING EFFORT TO IMPROVE PRODUCTS, TECHNICAL INFORMATION IS SUBJECT TO CHANGE WITHOUT NOTICE.

Alzak® is a registered trademark of ALCOA.

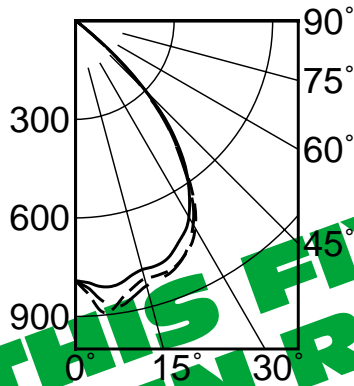
**Detailed Photometry - Installed Fixture**

FROM I.T.L. (BOULDER, CO) TEST NUMBER 48599

**SR80665**

\***LER = 26.6**

\***AEC = \$9.00**



--- 0° S/MH 1.3  
 --- 45° S/MH 1.3  
 --- 90° S/MH 1.3

**EFFICIENCY = 40.3%**

**Estimated Multipliers**

- 62 Essence Clear: CP x 1.08
- 71 SofTex Dune: CP x .94
- 91 SofTex Champagne Gold: CP x .97
- 97 SofTex Wheat: CP x .94

**CANDLEPOWER DISTRIBUTION**

	0.0	22.5	45.0	67.5	90.0
0	791	791	791	791	791
5	887	877	850	818	811
15	813	840	835	790	784
25	787	798	786	759	743
35	610	602	598	591	598
45	298	301	284	297	304
55	13	14	14	14	15
65	4	4	4	5	4
75	0	0	0	0	0
85	0	0	0	0	0
95	0	0	0	0	0

**COEFFICIENTS OF UTILIZATION**

RC	0.0	30.0	60.0	90.0	120.0
1	45	44	43	42	41
2	43	41	39	37	36
3	40	37	35	33	34
4	38	34	32	30	31
5	35	32	29	27	28
6	33	29	27	25	26
7	31	27	24	22	24
8	29	25	22	21	22
9	28	23	21	19	20
10	26	22	19	17	19

\* **AEC = Annual Energy Cost per 1000 lumens (based on 3000 hours use @ \$0.08 KWH).**

\* **LER = Luminaire Efficiency Rating**  
 LER = Luminaire Effic. x Total Lamp Lumens x Ballast Factor / Input Watts

THIS FIXTURE HAS BEEN REPLACED BY SR-06046  
 SOME DESIGN OPTIONS MAY HAVE CHANGED

**Options**

- 35 Silver enameled luminaire finish instead.
- 36 Gold enameled luminaire finish instead.
- 37 Dark Bronze enameled luminaire finish instead.
- 38 Black enameled luminaire finish instead.
- 39 Installed electronic dimming ballast for 42 watt or add -43 for lower wattages. Specify voltage. Consult factory for brand type. Also see Options -LE and -WD. Indoor use. Not available with -CW.
- 43 Lower wattage triple tube: Specify 1-32, 26 or 18 watt (electronic) or 32, 26 or 18 watt (dimming) and voltage.
- 54 Safety cable through pendant stem. 12" longer than specified stem length. Anchored to fixture. Use with Option -PM.
- 58 277 volt 60 Hz. ballast instead. For use with Options -39, -43 or -73.
- 62 Specular Alzak® Essence™ reflector instead. (CP x 1.08)
- 71 SofTex Dune softly etched reflector. Resists smudges. (CP x .94)
- 75 Remote emergency "Ni-Cad" battery pack. Provided with 2' lengths of flexible conduit at each end. Consult factory for maximum mounting distance. Includes test/monitor plate. Indoor use.
- 80 2" white extension collar for mounting luminaire beneath surface outlet box. Finish will match housing color selected.
- 87 Custom -PM length. Specify up to 4 feet or consult factory. Use with Options -PM and -54.
- 88 Swivel canopy for sloped ceilings up to 45°. Earthquake rated. Use with Option -PM.
- 89 Sealed top feature prevents moisture and insect intrusion from above in outdoor or high humidity areas. Use with Option -PM or -WB.
- 90 SofTex Champagne Gold softly etched reflector. Resists smudges. (CP x .97)
- 91 SofTex Wheat softly etched reflector. Resists smudges. (CP x .94)
- 94 Specular Pewter or Umber or other specified custom color reflector or custom color luminaire. Specify parts. Consult factory.
- 97 Other voltage ballast. Consult factory.
- 98 347 volt 60 Hz. ballast instead. Consult factory.
- 99 Special modification. Consult factory.
- CW Cold weather -22°F (-30°C) ballast instead. Not available with Option -39.
- FS Fused. Replaceable. Aids servicing.
- LE With 4-pin electronic Triple Tube amalgam lamp. 82 CRI and 10,000 hour life. 3500°K or consult factory for 2700°K, 3000°K or 4100°K. Specify wattage and color temperature.
- PM Pendant mount instead. 3/8" T.S. x 8" standard. Also see Options -54, -87 and -88.
- WB Wall bracket mount instead. Also see Option -89.
- WD Wall Dimmer for use with Option -39. Consult factory for type and quantity required.

**SUBMITTAL DATA**

**APPROVAL STAMP**

JOB NAME \_\_\_\_\_

TYPE \_\_\_\_\_

WATTAGE \_\_\_\_\_ VOLTAGE \_\_\_\_\_

CATALOG NUMBER \_\_\_\_\_

LIMITED WARRANTY: CATALOGUED KIRLIN FIXTURES ARE WARRANTED FREE OF DEFECTS IN WORKMANSHIP OR MATERIAL FOR THREE YEARS FROM DATE OF PURCHASE. INSTALLATION, MAINTENANCE, AND REPAIRS ARE THE RESPONSIBILITY OF THE USER. THE WARRANTY IS VOID IF THE FIXTURE IS REPAIRED OR MODIFIED BY ANY OTHER PERSON. THIS WARRANTY IS VOID IF THE FIXTURE IS REPAIRED OR MODIFIED BY ANY OTHER PERSON. THE WARRANTY IS VOID IF THE FIXTURE IS REPAIRED OR MODIFIED BY ANY OTHER PERSON. THE WARRANTY IS VOID IF THE FIXTURE IS REPAIRED OR MODIFIED BY ANY OTHER PERSON.