

Healthcare: MRI

NON-MAGNETIC CONSTRUCTION FOR MRI USE

Fixture shall be built of non-magnetic materials and suitable for use in M.R.I. (Magnetic Resonance Imaging) Rooms.

Lamp to be suitable for operation on D.C. circuits.

Features

Lamp

- Designed for:
 - 200 watt (maximum) inside frosted A-21; SR60940.
 - 300 watt (maximum) inside frosted PS-25; SR61241.
- For operation on D.C. circuits.

Socket

- Horizontal Medium base.
- Glazed porcelain.
- Nickel-plated brass screw shell. Silicone leads.

Reflector

- Specular Alzak® aluminum.

Trim Assembly

- Seamless, tapered black OptiGroove with white flange.
- Self-flanged trim interlocks with housing.
- Prismatic low brightness, spread distribution lens.
- Optional lenses, flat trim, or white flare trim

available. See Options.

Housing

- Seamless, white acrylic enameled aluminum.
- No visible cylinder hardware.
- Cool: Dissipates heat across entire surface area.
- Rustproof: Exceeds 1000 hour ASTM 5% salt spray test.

Outlet Box

- By contractor. Must be non-magnetic.

Installation

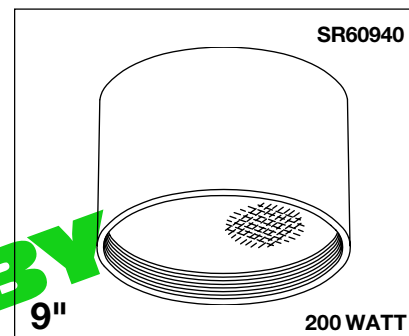
- Center point mounting with snug fit to ceiling.
- Mounting hardware furnished.
- Pendant or wall bracket mounts available. See Options.
- Collar for mounting beneath surface outlet box available. (See Option -80)

UL, C-UL (Canada) Listings

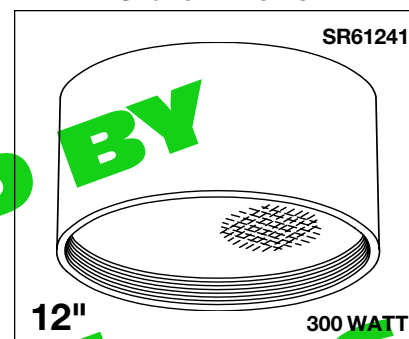
- Wet, damp or dry locations, covered ceilings.

Three Year Limited Warranty

- Complete standard fixture.



**Uniform Illumination
Shallow Profile**

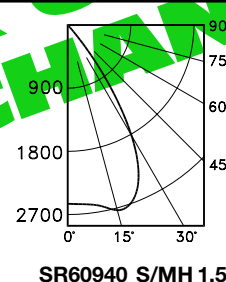


**High Light Output
Shallow Depth**

NOT RESTRICTED TO END-OF-RUN USE

Performance at a Glance

SR60940



Cone of Light*

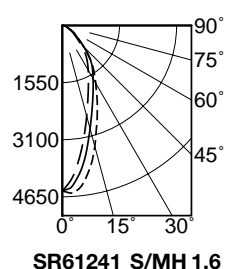
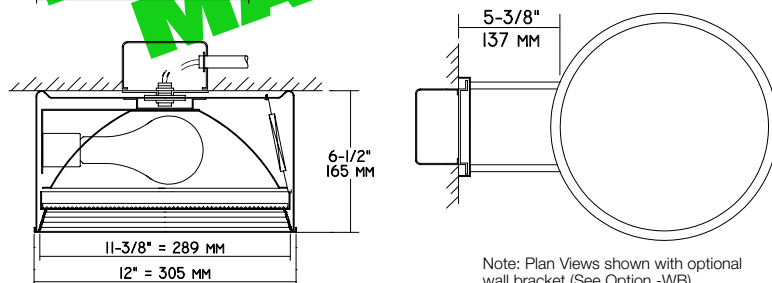
Ft.	FC	Dia.
6	25.6	7.5
8	14.4	10.0
10	9.2	12.6
12	6.4	15.1
14	4.7	17.6
16	3.6	20.1

'SR60940

Cone of Light Key

Ft. Mounting height
FC Footcandles
Dia. Circle of light at 50% of FC

SR61241



* Dia. (in ft.) shown is where FC value is half the FC at nadir. Distribution curves and S/MH data shown are 90° to lamp axis.

Cone of Light*

Ft.	FC	Dia.
6	124.7	3.8
8	70.1	5.1
10	44.9	6.3
12	31.2	7.6
14	22.9	8.8
16	17.5	10.1

SR61241

THE KIRLIN COMPANY

3401 EAST JEFFERSON AVENUE • DETROIT, MICHIGAN 48207-4232
(313) 259-6400 • Fax: (313) 259-9409 OR (313) 259-3121

SR60940
SR61241

SURFACE ROUND: 200 and 300 WATT MRI INCANDESCENT DOWNLIGHT

KIRLIN

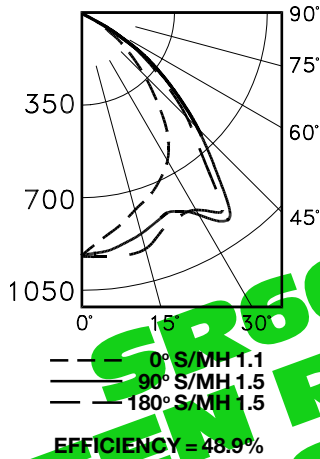
Detailed Photometry - Installed Fixture

FROM I.T.L. (BOULDER, CO)

SR60940

CANDLEPOWER DISTRIBUTION

COEFFICIENTS OF UTILIZATION



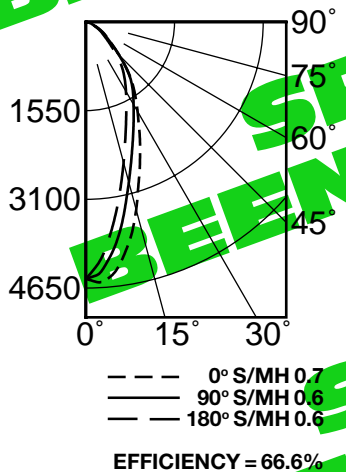
	0.0	45.0	90.0	135.0	180.0
0	920	920	920	920	920
5	885	896	917	934	938
15	781	805	858	895	918
25	699	732	805	860	852
35	550	738	921	1012	907
45	327	454	600	604	545
55	159	214	273	271	256
65	73	86	97	97	95
75	20	24	26	20	19
85	0	0	0	0	0
90	0	0	0	0	0

RF	20						
RC	80				50		
FW	70	50	30	10	50	30	10
1	55	53	51	50	50	48	47
2	51	47	45	42	45	43	41
3	47	43	39	37	40	38	36
4	43	38	35	32	37	34	31
5	40	35	31	28	33	30	28
6	37	32	28	25	30	27	25
7	35	29	25	22	28	24	22
8	32	26	23	20	25	22	20
9	30	24	21	18	24	20	18
10	28	22	19	17	22	19	16

SR61241

CANDLEPOWER DISTRIBUTION

COEFFICIENTS OF UTILIZATION



	0.0	45.0	90.0	135.0	180.0
0	4489	4489	4489	4489	4489
5	4487	4422	4218	4059	3969
15	3398	3318	2901	2798	2548
25	2232	2229	1972	1853	1673
35	1477	1474	1423	1253	1172
45	834	855	818	722	683
55	429	371	415	331	356
65	196	195	184	171	172
75	72	74	72	68	63
85	3	5	3	5	3
90	0	0	0	0	0

RF	20						
RC	80				50		
FW	70	50	30	10	50	30	10
1	75	72	70	68	68	67	65
2	70	66	62	60	62	60	58
3	65	60	56	53	57	54	51
4	61	55	50	47	53	49	46
5	57	51	46	42	49	45	42
6	54	47	42	39	45	41	38
7	51	43	39	35	42	38	35
8	48	40	36	33	39	35	32
9	45	38	33	30	37	33	30
10	43	36	31	28	35	31	28

Options

- 18 Anopal flat glass. Not enameled. Diffusing. Also see Option -FT.
- 35 Silver enameled housing finish instead.
- 36 Gold enameled housing finish instead.
- 37 Bronze enameled housing finish instead.

- 38 Black enameled housing finish instead.
- 40 White grooveless flare trim assembly instead.
- 45 Gasket between trim and housing.
- 46 Gasket between lens and trim. Minimizes contaminants and insect entry.
- 94 Custom color housing, OptiGroove, flare trim and / or flange. Consult factory.

- 99 Special modification. Consult factory.
- FT Flat white trim instead. Standard with prismatic flat glass or add Option -18.

SUBMITTAL DATA

APPROVAL STAMP

JOB NAME _____

TYPE _____

WATTAGE _____ VOLTAGE _____

CATALOG NUMBER _____