


### ELLIPSOIDAL DOWNLIGHT: SHOPPING MALL / ATRIUM



#### Features

##### Lamp

- 175 watt coated E/ED-17 vertical.
- See Option -43 for optional lower wattage.
- Option -23 for Mercury, Option -24 for HPS.

##### Socket

- Vertical. Medium base.
- Glazed porcelain.
- Nickel-plated brass screw shell. Silicone leads.

##### Reflectors

- Upper: Compound ellipsoidal specular Alzak® aluminum.
- Lower: Low brightness, parabolic specular Alzak aluminum, self-flanged.

##### Lens

- UV absorbing tempered Industrix mounted to upper reflector.
- Optional UV absorbing tempered prismatic glass (Option -15).

##### Ballast Assembly

- WhisperPack™ fully encapsulated 180°C rated HPF ballast.
- Premium Class H; CWA 10:10 regulation.
- Capacitor supplied.
- 120 volt standard or see optional voltages.
- Cool, quiet, long-life. Silicone leads.

##### Fuse

- Fused primary. Renewable. Aids servicing.

##### Housing

- Seamless, deep-drawn acrylic enameled aluminum.
- Bottom flare interlocks with lower reflector flange.
- Cool: Dissipates heat across entire surface area.
- Rustproof: Exceeds 1000 hour ASTM 5% salt spray test.
- No visible cylinder hardware.
- White finish is standard.

##### Installation

- Center point mounting with snug fit to ceiling.
- Indoor or outdoor for covered ceiling use.
- Mounting beneath surface outlet box available (Option -80).
- Indoor or outdoor for covered ceiling use.

##### UL Listing

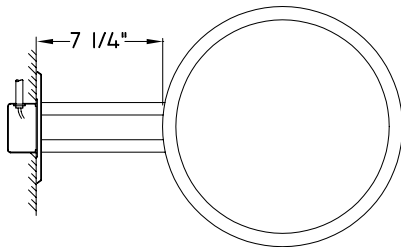
- Wet, damp or dry locations, covered ceilings (See Option -89).

##### Three Year Limited Warranty

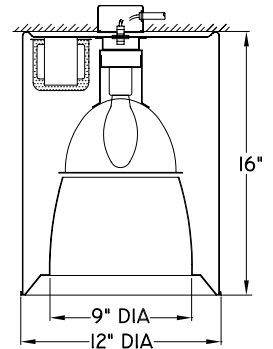
- Complete standard fixture.

**THIS FIXTURE HAS BEEN REPLACED BY SR-12114-15. SOME DESIGN FEATURES ON THIS MAY HAVE CHANGED**

#### APPROVAL STAMP



PLAN VIEW SHOWN WITH OPTIONAL WALL-BRACKET (OPTION -WB)



## THE KIRLIN COMPANY

3401 EAST JEFFERSON AVENUE ■ DETROIT, MICHIGAN 48207-4232  
(313) 259-6400 ■ FAX: (313) 259-9409 OR (313) 259-3121

**HIGH EFFICIENCY  
METAL HALIDE LIGHTING**

LAMP  
E/ED-17

WATTAGE  
175

# SR50929

DATA

SUBMITTAL

VOLTAGE

WATTAGE

TYPE

MODEL

JOB NAME

LOCATION

# SR50929

SURFACE ROUND: 175 WATT MEDIUM BASE METAL HALIDE



## Performance at a Glance - Installed Fixture

SR50929			Cones of Light			SR50929-15		
Ft.	FC	DIA.	Ft.	FC	DIA.	Ft.	FC	DIA.
6	159.9	7.0	6	165.1	7.0	6	159.9	7.0
8	89.9	9.4	8	92.9	9.4	8	89.9	9.4
10	57.6	11.7	10	59.4	11.7	10	57.6	11.7
12	40.0	14.1	12	41.3	14.1	12	40.0	14.1
14	29.4	16.4	14	30.3	16.4	14	29.4	16.4
16	22.5	18.8	16	23.2	18.8	16	22.5	18.8

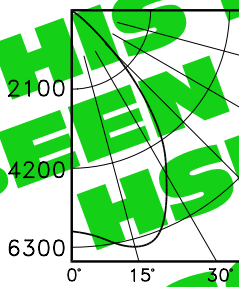
**Cone of Light Key**  
**Ft.** Distance to surface from fixture (mounting height)  
**FC** Footcandles  
**DIA.** Diameter (in feet) of the circle of light when FC value is half the FC at nadir.

**Color Multiplier Guide for Optional Reflectors**  
 -16 Gold: CP x .95  
 -72 Black: CP x .67  
 -92 Umber: CP x .75  
 -93 Pewter: CP x .90  
 -OG OptiGroove: CP x .72

## Photometric Data - Installed Fixture

### SR50929

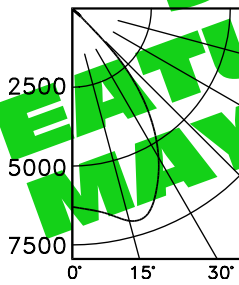
S/MH 1.2  
EFF. = 61.2%



ANGLE	0.0	22.5	45.0	67.5	90.0
90°	5758	5756	5856	5756	5756
75°	5	5847	5847	5847	5847
60°	25	6402	6402	6402	6402
45°	35	5748	5748	5748	5748
30°	45	4117	4117	4117	4117
15°	55	1817	1817	1817	1817
0°	65	169	169	169	169
	75	32	32	32	32
	85	18	18	18	18
	90	0	0	0	0

### SR50929-15

S/MH 1.2  
EFF. = 63.0%



ANGLE	0.0	22.5	45.0	67.5	90.0
90°	5943	5943	5943	5943	5943
75°	5	6043	6043	6043	6043
60°	15	6566	6566	6566	6566
45°	25	5879	5879	5879	5879
30°	35	4184	4184	4184	4184
15°	45	1864	1864	1864	1864
0°	55	222	222	222	222
	65	18	18	18	18
	75	18	18	18	18
	85	0	0	0	0
	90	0	0	0	0

COEFF. OF UTILIZATION	20							
	RW	70	50	30	10	50	30	10
1	69	67	66	64	63	62	61	61
2	65	62	59	57	59	57	55	55
3	61	57	53	51	54	52	50	50
4	58	52	49	46	50	47	45	45
5	54	48	44	41	47	43	41	41
6	51	45	41	38	43	40	37	37
7	48	42	37	34	40	37	34	34
8	45	39	34	32	37	34	31	31
9	43	36	32	29	35	31	29	29
10	40	34	30	27	33	29	27	27

COEFF. OF UTILIZATION	20							
	RW	70	50	30	10	50	30	10
1	71	69	67	66	65	64	63	63
2	67	64	61	58	60	58	56	56
3	63	58	55	52	56	53	51	51
4	59	54	50	47	52	49	46	46
5	56	50	46	43	48	45	42	42
6	52	46	42	39	44	41	38	38
7	49	43	38	35	41	38	35	35
8	46	40	35	32	39	35	32	32
9	44	37	33	30	36	32	30	30
10	41	34	30	28	34	30	28	28

## Options

- 15 UV absorbing tempered prismatic flat glass. Spread distribution.
- 16 Champagne Gold anodized Alzak® lower reflector, self-flanged. (CP x .95)
- 23 Mercury ballast instead. 100ME standard or see Option -43. Specify voltage.
- 24 HPS ballast instead. 150ME standard or see Option -43. Specify voltage.
- 29 White Son ballast instead. For ED-17 medium base lamp. 100 watt standard in 120 volt only. Consult factory for 277 volt.
- 31 White flange on lower reflector.
- 35 Silver enameled housing finish instead.
- 36 Gold enameled housing finish instead.
- 37 Bronze enameled housing finish instead.
- 38 Black enameled housing finish instead.
- 43 Lower wattage medium base specify voltage and wattage for: Metal Halide: 150, 100, 70, 50; Mercury: 75, 50; HPS: 100, 70, 50, 35; White Son: 50.
- 49 Extra circuit DCB socket. (100 watt max.) Must not be energized simultaneously with main source.
- 58 277 volt 60 Hz. ballast instead.
- 65 Relay and DCB socket. (100 watt max.) With fixture energized, provides immediate light during HID outage. Also see Option -66.
- 66 Time delay relay and DCB socket. (100 watt max.) When energized, provides light until HID reaches 70% output.
- 72 Black anodized Alzak lower reflector, self-flanged. (CP x .67)
- 80 Extension collar with two-1/2" knockouts for mounting luminaire beneath surface outlet box.
- 87 Custom -PM length. Specify up to 5 feet or consult factory. Use with Option -PM.
- 88 Swivel canopy for sloped ceilings up to 45°. Earthquake rated. Use with Option -PM.
- 89 Weather Cap - required when luminaire is installed without covered ceiling protection.
- 92 Umber anodized Alzak lower reflector, self-flanged. (CP x .75)
- 93 Pewter anodized Alzak lower reflector, self-flanged. (CP x .90)
- 94 Custom color lower reflector or housing. Consult factory.
- 97 Other voltage ballasts. Consult factory.
- 99 Special modification. Consult factory.
- LP With lamp. Specify source, wattage, color temperature, and clear or coated (3200°K standard for MH). Consult factory for other color temperatures.
- LS With tungsten halogen standby lamp. (100 watt max.) Use only with Options -49, -65 or -66.
- OG OptiGroove black seamless tapered aluminum lower reflector. White trim, self-flanged.
- PM Pendant mount instead. 3/8" T.S. x 18" standard or see Option -87.
- WB Wall bracket mount instead. 7" arm.

## THE KIRLIN COMPANY

3401 EAST JEFFERSON AVENUE ■ DETROIT, MICHIGAN 48207-4232  
(313) 259-6400 ■ FAX: (313) 259-9409 OR (313) 259-3121

# SR50929

WATTAGE 175 LAMP E/ED-17

HIGH EFFICIENCY METAL HALIDE LIGHTING

Alzak® is a registered trademark of ALCOA.

LIMITED WARRANTY: CATALOGUED KIRLIN FIXTURES ARE WARRANTIED FREE OF DEFECTS IN WORKMANSHIP OR MATERIAL FOR THREE YEARS FROM DATE OF PURCHASE. INSTALLLED TO N.E.C. IN NORMAL USE. Manufacturer at this option will replace or repair such fixture or reflector at the purchase price on presentation of proof of purchase and defective fixture at the offices of manufacturer within three years of original shipment. Liability of manufacturer is limited to the foregoing, and manufacturer shall not be liable for any other damages, direct or indirect, sustained or suffered by purchaser or any person. This warranty is supplied to the buyer in place of all other warranties, expressed or implied. Seller does not warrant the fixture as to merchantability or fitness for a particular use, nor will any oral statement constitute a warranty or amend this specific warranty. Abnormal use, abuse of the fixture, improper installation, or repair, or modification of the fixture without prior written authorization from the manufacturer will render the warranty void.

THIS FIXTURE HAS BEEN REPLACED BY WSRR-15 SOME FEATURES OR OPTIONS MAY HAVE CHANGED