

OPEN DOWNLIGHT: OFFICE / RETAIL

Features

Lamp

- 100 watt coated ED-17 open fixture.
- See Option -43 for optional lower wattage.
- Option -23 for Mercury, Option -24 for HPS.

Socket

- Vertical. Pulse rated extended body for open fixture medium base lamps.
- Glazed porcelain.
- Nickel-plated brass screw shell. Silicone leads.

Reflector

- Self-flanged specular Alzak® aluminum.

Ballast Assembly

- Premium Class H high reactance ballast. 180°C rated with 5:12 regulation.
- Capacitor and ignitor supplied.
- 120 volt standard or see optional voltages.
- Cool, quiet, long-life. Silicone leads.

Fuse

- Fused primary. Renewable. Aids servicing.

Housing

- Seamless, deep-drawn acrylic enameled aluminum.
- Cool: Dissipates heat across entire surface area.



- Rustproof. Exceeds 1000 hour ASTM 5% salt spray test.
- No visible cylinder hardware. White finish is standard.

Installation

- Center point mounting with snug fit to ceiling.
- Indoor or outdoor for covered ceiling use.
- Mounting beneath surface outlet box available (Option -80).

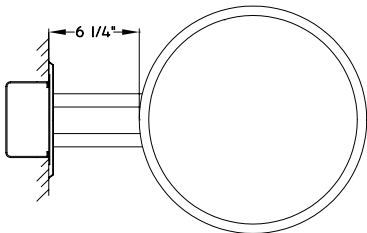
UL Listing

- Wet, damp or dry locations, covered ceilings (See Option -89).

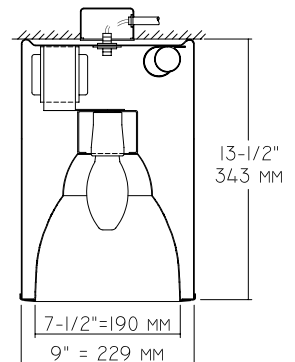
Three Year Limited Warranty

- Complete standard fixture.

APPROVAL STAMP



PLAN VIEW SHOWN WITH OPTIONAL
WALL-BRACKET (OPTION -WB)



THE KIRLIN COMPANY

3401 EAST JEFFERSON AVENUE ■ DETROIT, MICHIGAN 48207-4232
(313) 259-6400 ■ FAX: (313) 259-9409 OR (313) 259-3121

**HIGH EFFICIENCY
METAL HALIDE LIGHTING**

LAMP
ED-17

WATTAGE
100

SR50727

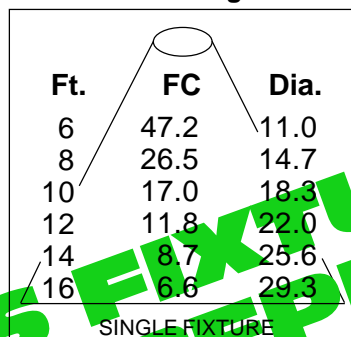
SR50727

SURFACE ROUND: 100 WATT MEDIUM BASE METAL HALIDE

KIRLIN

Performance at a Glance - Installed Fixture

Cone of Light

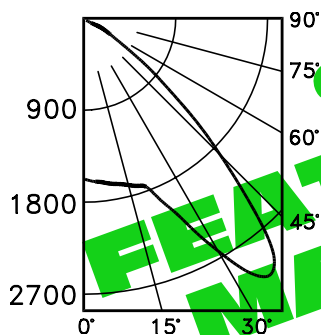


Cone of Light Key

Ft. Mounting height
 FC. Footcandles (average)
 Dia. Circle of light at 50% of FC
 Dia. (in ft.) shown is where FC value is half the FC at nadir.

Detailed Performance - Installed Fixture

CF DISTRIBUTION



	CANDLER POWER DISTRIBUTION				
	0.0	22.5	45.0	67.5	90.0
0	1696	1698	1698	1698	1698
1	1720	1720	1720	1720	1720
15	1813	1813	1813	1813	1813
25	2162	2162	2162	2162	2162
35	3260	3260	3260	3260	3260
45	1929	1929	1929	1929	1929
55	629	629	629	629	629
65	105	105	105	105	105
75	3	3	3	3	3
85	0	0	0	0	0
90	0	0	0	0	0

	COEFFICIENT OF UTILIZATION							
	20				50			
	70	50	30	10	50	30	10	
1	82	79	77	75	75	73	71	
2	76	71	68	64	68	65	62	
3	70	64	59	55	61	57	54	
4	65	58	52	48	55	51	47	
5	60	52	46	42	50	45	41	
6	56	47	41	37	45	40	37	
7	52	43	37	33	41	36	32	
8	48	39	33	29	37	32	29	
9	45	35	30	26	34	29	26	
10	42	32	27	23	31	27	23	

Color Multiplier Guide for Optional Reflectors

-16 Champagne Gold Alzak®: CP x .90
 -92 Umber Alzak: CP x .75

-93 Pewter Alzak: CP x .90

Options

- 16 Champagne Gold anodized Alzak reflector. (CP X .90)
- 23 Mercury ballast instead. 100ME standard or see Option -43. Specify voltage.
- 24 HPS ballast instead. 100ME standard or see Option -43. Specify voltage.
- 29 White Son ballast instead. For ED-17 medium base lamp. 100 watt standard in 120 volt only. Consult factory for 277V.
- 31 White flange on reflector.
- 35 Silver enameled housing finish instead.
- 36 Gold enameled housing finish instead.
- 37 Bronze enameled housing finish instead.
- 38 Black enameled housing finish instead.

- 43 Lower wattage medium base - specify voltage and wattage for: Metal Halide: 70, 50; Mercury: 75, 50; HPS: 70, 50, 35; White Son: 50.
- 58 277 volt 60 Hz. ballast instead.
- 80 Extension collar with two-1/2" knockouts for mounting luminaire beneath surface outlet box.
- 87 Custom -PM length. Specify up to 5 feet or consult factory. Use with Option -PM.
- 88 Swivel canopy for sloped ceilings up to 45°. Earthquake rated. Use with Option -PM.
- 89 Weather Cap - required when luminaire is installed without covered ceiling protection.

- 92 Umber anodized Alzak lower reflector, self-flanged. (CP x .75)
- 93 Pewter anodized Alzak lower reflector, self-flanged. (CP x .90)
- 94 Custom color reflector or housing. Consult factory.
- 97 Other voltage ballasts. Consult factory.
- 99 Special modification. Consult factory.
- LP With lamp. Specify source, wattage, color temperature, and clear or coated (3200°K standard for MH.) Consult factory for other color temperatures.
- PM Pendant mount instead. 3/8" T.S. x 18" standard or see Option -87.
- WB Wall bracket mount instead. 6" arm.

NOTE: If outer envelope (glass bulb) of lamp is broken or punctured, power to the lamp should be immediately turned off and people should vacate the area to avoid ultraviolet radiation exposure, according to the lamp manufacturers.

THE KIRLIN COMPANY

3401 EAST JEFFERSON AVENUE ■ DETROIT, MICHIGAN 48207-4232
 (313) 259-6400 ■ FAX: (313) 259-9409 OR (313) 259-3121

SR50727

WATTAGE

100

LAMP

ED-17

HIGH EFFICIENCY
METAL HALIDE LIGHTING

Alzak® is a registered trademark of ALCOA.

LIMITED WARRANTY: CATALOGED KIRLIN FIXTURES ARE WARRANTED FREE OF DEFECTS IN WORKMANSHIP OR MATERIAL FOR THREE YEARS FROM DATE OF PURCHASE. INSTALLATION TO N.E.C. IN NORMAL USE. Manufacturer at this option will replace or repair such fixture or refund the purchase price on presentation of proof of purchase and defective fixture at the office of the manufacturer within three years of original shipment. Liability of manufacturer is limited to the foregoing and manufacturer shall not be liable for any other damages, direct or indirect, sustained or suffered by purchaser or any person. This warranty is supplied to the buyer in place of all other warranties, expressed or implied. Seller does not warrant that the fixture is suitable for the intended use, or that the fixture will meet the requirements of the buyer. The manufacturer will render the warranty void.

BULLETIN 92MH
REV OCT 2006