

Pendant and Wall-Bracket Optional High-Low H.I.D. Circuit Available: Option -HL

Features

Lamp

- Designed for:
 - 175 watt clear E/ED-17 MH for SR41217.
 - 400 watt clear ED/BT-28 MH for SR41418.
- See Option -43 for lower wattage.
- Option -23 for Mercury, Option -24 for HPS, Option -29 for White Son (SR41217).

Socket

- Vertical. Medium base for SR41217.
- Vertical. Mogul base for SR41418.
- Glazed porcelain. Silicone leads.
- Nickel-plated brass screw shell.

Reflectors

- Upper: Parabolic specular Alzak® aluminum.
- Lower: Low brightness parabolic specular Alzak aluminum, self-flanged.
- Thirteen optional specular Alzak or Softex lower cone finishes available.

Lens

- UV absorbing tempered Industrix mounted to upper reflector. (Medium distribution)
- UV absorbing tempered prismatic C#73 glass instead (see Option -15). (Wider distribution)
- Clear tempered glass instead (see Option -28). (Narrower distribution)

Ballast Assembly

- WhisperPack™ fully encapsulated 180°C rated HPF ballast: 3 year warranty.
- Premium Class H; CWA 10:10 regulation.
- Capacitor supplied.
- 120 volt standard or see optional voltages.
- Cool, quiet, long-life. Silicone leads.

Fuse

- Fused primary. Renewable. Aids servicing.

Housing

- Seamless, deep-drawn acrylic enameled aluminum. No visible cylinder hardware.
- Housing flare interlocks with lower reflector flange.
- Cool. Dissipates heat across entire surface area. White finish.
- Rust-proof. Exceeds 1000 hour ASTM 5% salt spray test.

Installation

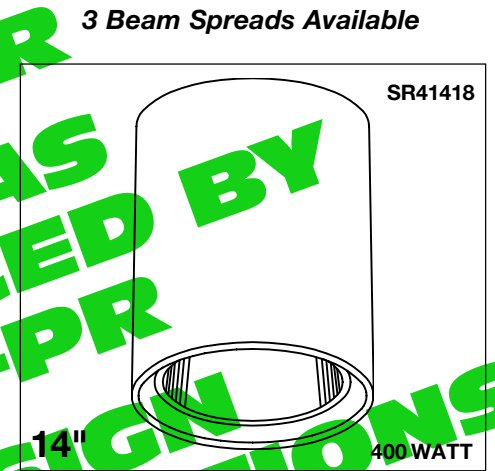
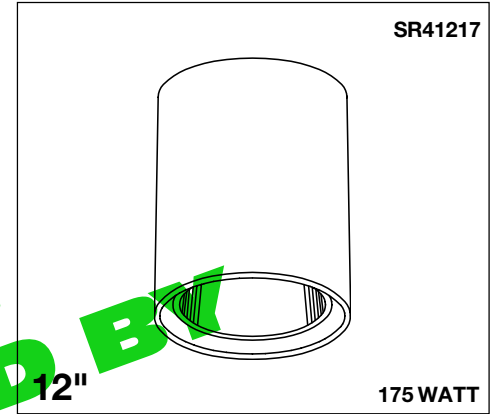
- Center point mounting. Snug fit to ceiling.
- Indoor or outdoor for covered ceiling use.
- Mounting beneath surface outlet box available. (see Option -80)

UL, C-UL (Canada) Listings

- Wet, damp or dry locations, covered ceilings. (see Option -89)

Three Year Limited Warranty

- Complete standard fixture.

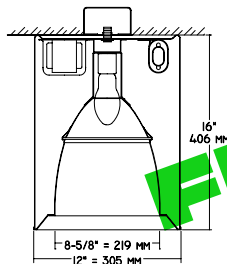


3 Beam Spreads Available


For ED/BT-28 Lamp

Performance at a Glance

SR41217

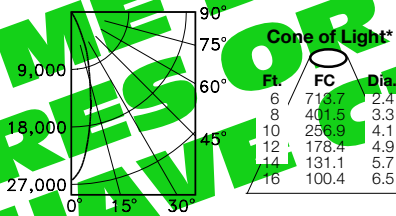


SR41418

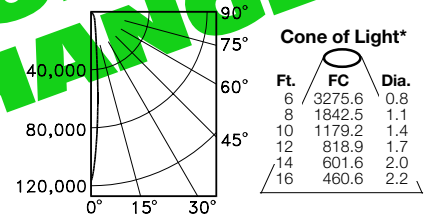


Cone of Light Key

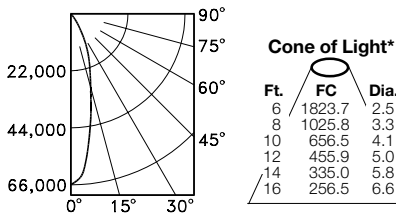
- Ft.** Distance from fixture
- FC** Footcandles (average)
- Dia.** Circle of light at 50% of FC
- * Dia. (in ft.) shown is where FC value is half the FC at nadir.



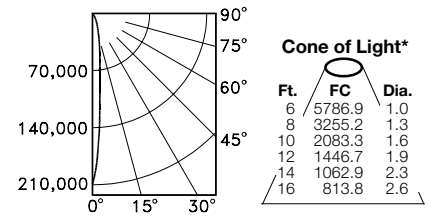
SR41217 S/MH 0.4



SR41217-28 S/MH 0.1



SR41418 S/MH 0.4



SR41418-28 S/MH 0.2

THE KIRLIN COMPANY

3401 EAST JEFFERSON AVENUE • DETROIT, MICHIGAN 48207-4232
(313) 259-6400 • Fax: (313) 259-9409 OR (313) 259-3121 • www.light-link.com/kirlin

**PRECISION LIGHTING
METAL HALIDE**

MAXIMUM WATTAGE
**175 E/ED-17
400 ED/BT-28**

CATALOG NUMBERS
**SR41217
SR41418**

THE KIRLIN COMPANY RESERVES THE RIGHT TO CHANGE, WITHOUT NOTICE, DETAILS OR SPECIFICATIONS IN PRODUCT DESIGN.

Alzak® is a registered trademark of ALCOA.

SR41217

SR41418

SURFACE ROUND: 175 WATT MEDIUM and 400 WATT MOGUL BASE METAL HALIDE

KIRLIN

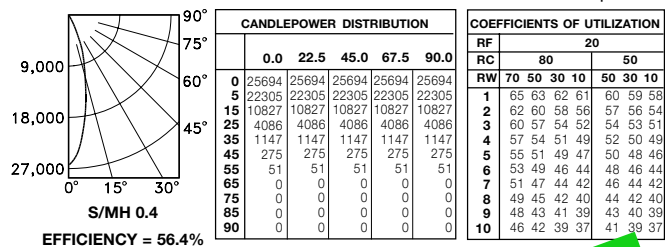
Detailed Photometry - Installed Fixture

FROM I.T.L. (BOULDER, CO)

SR41217: TEST NUMBER 43898 SR41418: TEST NUMBER 41287
SR41217-15: TEST NUMBER 43896 SR41418-15: TEST NUMBER 41288
SR41217-28: TEST NUMBER 43897 SR41418-28: TEST NUMBER 41289

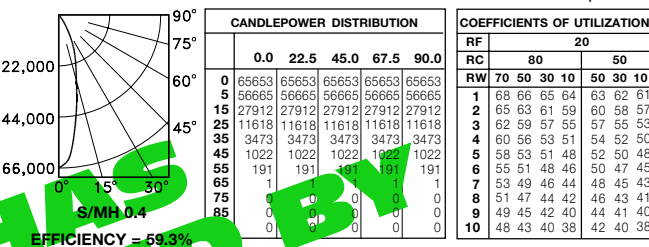
SR41217

*LER = 34.9 •AEC = \$6.88



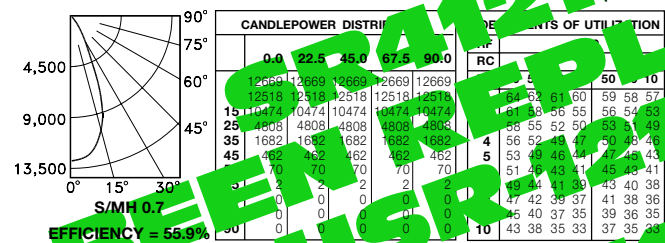
SR41418

*LER = 44.3 •AEC = \$5.42



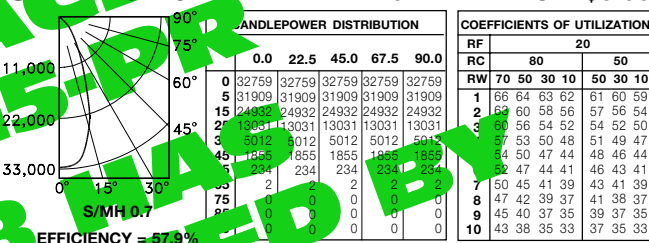
SR41217-15

*LER = 34.6 •AEC = \$6.94



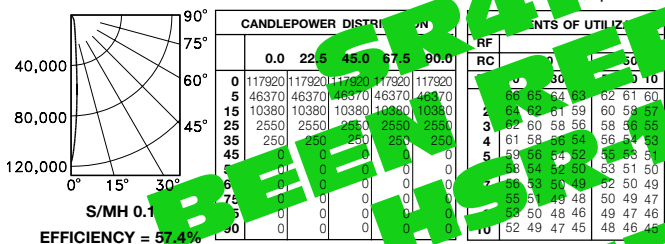
SR41418-15

*LER = 43.2 •AEC = \$5.55



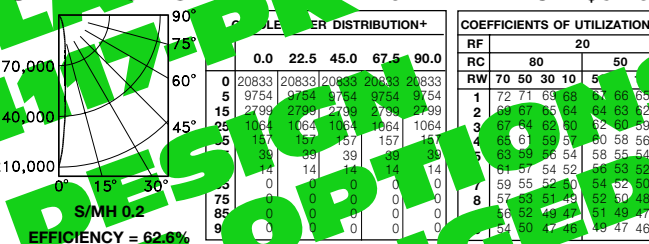
SR41217-28

*LER = 35.5 •AEC = \$6.76



SR41418-28+

*LER = 46.7 •AEC = \$5.13



* LER = Luminaire Efficacy Rating

LER = Luminaire Effic. x Total Lamp Lumens x Ballast Factor / Input Watts

• AEC = Annual Energy Cost per 1000 lumens (based on 3000 hours use @ \$0.08 KWH).

Options

- 15 Prismatic flat glass instead. Wider distribution.
-16 Champagne Gold Alzak® lower cone. (CP x .98)
-23 Mercury ballast instead. 100ME (SR41217); 250MO (SR41418) or see Option -43.
-24 HPS ballast instead. 150ME (SR41217); 250MO (SR41418) or see Option -43. (NOT FOR G.E. LAMPS)
-28 Clear glass instead. Narrower distribution.
-29 White Son 100W 120V ballast instead (SR41217).
-30 White lower cone, self-flanged. (CP x .98)
-31 White flange (only) on Alzak lower cone.
-35 Silver enameled housing finish instead.
-36 Gold enameled housing finish instead.
-37 Dark Bronze enameled housing finish instead.
-38 Black enameled housing finish instead.
-43 Lower wattage - specify voltage and wattage: Metal Halide: 150, 100, 70, 50, 35ME (SR41217) or 250, 175MO (SR41418); Mercury: 75, 50ME (SR41217) or 175MO (SR41418); HPS: 100, 70, 50, 35ME

- (SR41217) or 150MO (SR41418); White Son: 50ME (SR41217).
-49 Extra circuit DCB socket. Must not be energized simultaneously with main source.
-58 277 volt 60 Hz. ballast instead.
-63 Standby relay and DCB socket or see Option -66.
-65 Dune specular Alzak lower cone. (CP x .97)
-66* Time delay standby relay and DCB socket.
-69 Wheat specular Alzak lower cone. (CP x .97)
-70 SofTex Clear lower cone. (CP x .98)
-71 SofTex Dune lower cone. (CP x .95)
-72 Black specular Alzak lower cone. (CP x .80)
-80 Extension collar. (Surface outlet box mount)
-87 Custom -PM length. Specify up to 4 feet or consult factory. Use with Option -PM.
-88 Swivel canopy for sloped ceilings up to 45°. Earthquake rated. Use with Option -PM.
-89 Sealed top feature prevents moisture and insect intrusion from above in outdoor or high humidity areas. Use with Option -PM or -WB.

- 90 SofTex Champagne Gold lower cone. (CP x .96)
-91 SofTex Wheat lower cone. (CP x .95)
-92 Umber specular Alzak lower cone. (CP x .90)
-93 Pewter specular Alzak lower cone. (CP x .95)
-94 Custom color cone / housing. Consult factory.
-97 Other voltage ballast. Consult factory.
-99 Special modification. Consult factory.
-HL High to Low light output - provides 100% to 50% bi-level lighting. 120 or 277V only for 175 MH or 150 HPS (SR41217); 400, 250, 175 MH or 400, 250, 150 HPS (SR41418). Requires separate control circuit.
-LP With clear lamp. Specify source, wattage and *K (3700°K standard). Consult factory for others.
-LS* With tungsten halogen standby lamp. Use only with Options -49, -65 or -66.
-OG OptiGroove black cone/white flange. (CP x .82)
-PM Pendant mount instead. 3/8" T.S. x 18" standard. Also see Options -87, -88 and -89.
-WB Wall bracket (7" arm) instead. Also see Option -89.
*Maximum 100W: SR41217; 150W: SR41418.

SUBMITTAL DATA

APPROVAL STAMP

JOB NAME _____
TYPE _____
WATTAGE _____ VOLTAGE _____
CATALOG NUMBER _____

LIMITED WARRANTY: CATALOGED KIRLIN FIXTURES ARE WARRANTED FREE OF DEFECTS IN WORKMANSHIP OR MATERIAL FOR THREE YEARS FROM DATE OF PURCHASE. INSTALLATION TO N.E.C. IS NORMAL USE. Manufacturer at this option will replace or repair such fixture or refund the purchase price on presentation of a proof of purchase and defective fixture at the office of manufacturer within three years of original shipment. Liability of manufacturer is limited to the foregoing, and manufacturer shall not be liable for any other damages, direct or indirect, sustained or suffered by purchaser or any person. This warranty is supplied to the purchaser in place of all other warranties, expressed or implied. Seller does not warrant as to merchantability or fitness for a particular use, nor will any oral statement constitute a warranty of any kind. This specification, or modification of the fixture without prior written authorization from the manufacturer will void the warranty.