

PAR 38 Directional Cylinders

PAR 30 / PAR 20-35 Watt Available. See Option -43

Features

Lamp

- Designed for:
 - 100 watt PAR 38 metal halide: SR40921.
 - 150 watt PAR 38 metal halide: SR41222.
- 20° spot standard. As options, 35° flood or 65° wide flood beam spreads available.
- See Option -43 for lower wattage PAR 38, PAR 30, PAR 20.

Socket Assembly

- Adjustable. 358° rotation with 30° maximum tilt.
- Medium base. Pulse rated. Glazed porcelain.
- Nickel-plated brass screw shell. Silicone leads.

Reflector

- Self-flanged specular Alzak® aluminum.
- Thirteen optional specular Alzak or Softex aluminum finishes available. See Options.

Ballast Assembly: 3 Year Warranty

- WhisperPack™ fully encapsulated (SR41222) 180°C rated HPF ballast.
- Premium Class H; High reactance 5:1:2 regulation.
- Capacitor and ignitor supplied.
- 120 volt standard or see optional voltages.

- Cool, quiet, long-life. Silicone leads.

Fuse

- Fused primary. Renewable. Aids servicing.

Housing

- Seamless, deep drawn acrylic enameled aluminum. White finish.
- Housing flare interlocks with reflector flange (SR41222).
- Cool: Dissipates heat across entire surface area.
- Rustproof: Exceeds 1000 hour ASTM 5% salt spray test.
- No visible cylinder hardware.

Installation

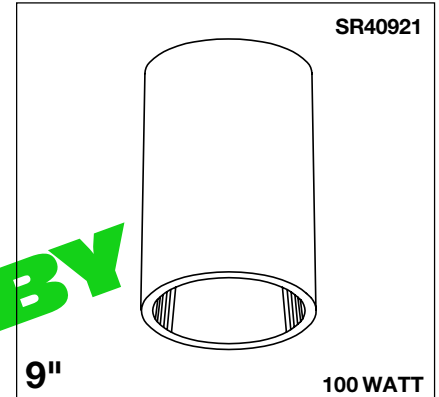
- Center point mounting. Snug fit to ceiling.
- Indoor or outdoor for covered ceiling use.
- Mounting beneath surface outlet box available. (See Option -80)

UL, C-UL (Canada) Listings

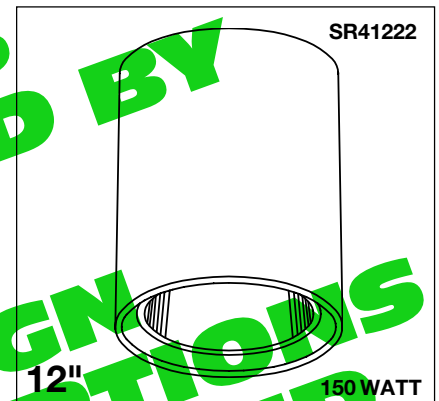
- Wet, damp or dry locations, covered ceilings. (See Option -89)

Three Year Limited Warranty

- Complete standard fixture.



Accent Lighting
20° to 65° Beams Available



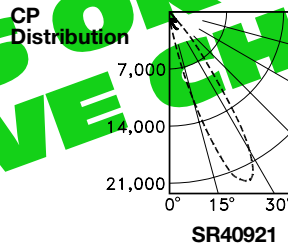
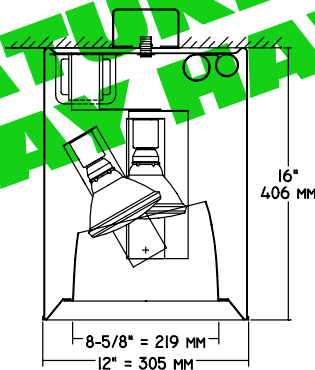
Directional Highlighting

Performance at a Glance

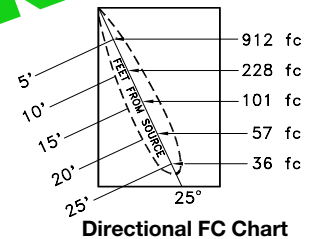
SR40921



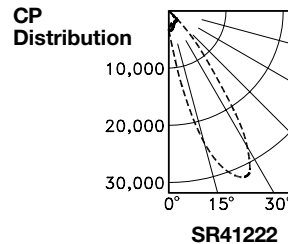
SR41222



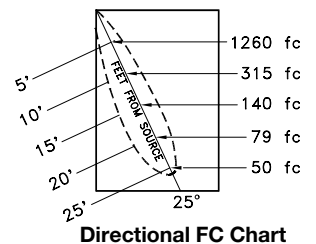
SR40921



Directional FC Chart



SR41222



Directional FC Chart

THE KIRLIN COMPANY

3401 EAST JEFFERSON AVENUE • DETROIT, MICHIGAN 48207-4232
(313) 259-6400 • Fax: (313) 259-9409 OR (313) 259-3121 • www.light-link.com/kirlin

PRECISION LIGHTING
METAL HALIDE

MAXIMUM WATTAGE
100 PAR 38
150 PAR 38

CATALOG NUMBERS
SR40921
SR41222

THE KIRLIN COMPANY RESERVES THE RIGHT TO CHANGE, WITHOUT NOTICE, DETAILS OR SPECIFICATIONS IN PRODUCT DESIGN.

Alzak® is a registered trademark of ALCOA.

Detailed Photometry - Installed Fixture

FROM I.T.L. (BOULDER, CO) SR40921: TEST NUMBER 43907
SR41222: TEST NUMBER 43909

SR40921

*LER = 38.4
•AEC = \$6.24

CANDLEPOWER DISTRIBUTION

COEFFICIENTS OF UTILIZATION

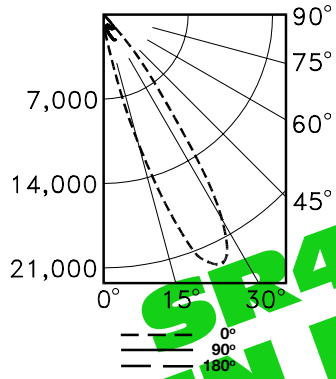


Table with 5 columns (0.0, 45.0, 90.0, 135.0, 180.0) and 11 rows (0, 5, 15, 25, 35, 45, 55, 65, 75, 85, 90) showing candlepower values.

Table with 2 columns (80, 50) and 11 rows (RF, 70, 50, 30, 10) showing coefficients of utilization.

EFFICIENCY = 94.9%

Estimated Multiplier = 1.16
Luminaire Efficacy Rating = 33.1
Luminaire Efficacy = 33.1 x 1.16 = 38.4

AEC = Annual Energy Cost per 1000 lumens (based on 3000 hours use @ \$0.08 KWH).

Directional Fixtures Note: The zonal cavity calculation technique is accurate when luminaires with symmetric candle distributions are employed and when the luminaires are located symmetrically throughout the room. These units have special characteristics and therefore the coefficients should be used with caution.

SR41222

*LER = 42.0
•AEC = \$5.72

CANDLEPOWER DISTRIBUTION

COEFFICIENTS OF UTILIZATION

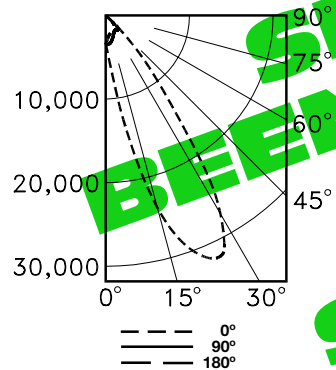


Table with 5 columns (0.0, 45.0, 90.0, 135.0, 180.0) and 11 rows (0, 5, 15, 25, 35, 45, 55, 65, 75, 85, 90) showing candlepower values.

Table with 2 columns (80, 50) and 11 rows (RF, 70, 50, 30, 10) showing coefficients of utilization.

EFFICIENCY = 92.9%

Estimated Multiplier = 1.16
Luminaire Efficacy Rating = 36.2
Luminaire Efficacy = 36.2 x 1.16 = 42.0

AEC = Annual Energy Cost per 1000 lumens (based on 3000 hours use @ \$0.08 KWH).

Directional Fixtures Note: The zonal cavity calculation technique is accurate when luminaires with symmetric candle distributions are employed and when the luminaires are located symmetrically throughout the room. These units have special characteristics and therefore the coefficients should be used with caution.

Options

- 16 Champagne Gold Alzak reflector. (CP x .98)
-30 White self-flanged reflector. (CP x .98)
-31 White flange (only) on Alzak reflector.
-35 Silver enameled housing finish instead.
-36 Gold enameled housing finish instead.
-37 Dark Bronze enameled housing finish instead.
-38 Black enameled housing finish instead.
-43 Lower wattage - specify voltage and wattage: PAR 38: 70 watt; PAR 30 or PAR 20: 35 watt (SR40921 and SR41222); 100 watt PAR 38 (SR41222 only).
-45 Gasketing between housing and reflector.
-58 277 volt 60 Hz. ballast instead.
-63 Dune specular Alzak reflector. (CP x .97)
-69 Wheat specular Alzak reflector. (CP x .97)
-70 Softex Clear reflector. (CP x .98)
-71 Softex Dune reflector. (CP x .95)
-72 Black anodized Alzak reflector. (CP x .80)
-80 2" extension collar for mounting beneath surface outlet box. Finish matches housing.
-87 Custom -PM length. Specify up to 4 feet or consult factory. Use with Option -PM.
-88 Swivel canopy for sloped ceilings up to 45°. Earthquake rated. Use with Option -PM.
-89 Sealed top feature prevents moisture and insect intrusion from above in outdoor or high humidity areas. Use with Option -PM or -WB.
-90 Softex Champagne Gold reflector. (CP x .96)
-91 Softex Wheat reflector. (CP x .95)
-92 Umber specular Alzak reflector. (CP x .90)
-93 Pewter specular Alzak reflector. (CP x .95)
-94 Specular Alzak or Softex custom color / finish reflector or housing. Consult factory.
-97 Other voltage ballast. Consult factory.
-99 Special modification. Consult factory.
-LP With 20" SP PAR 38 lamp. Specify wattage. 3200K standard or consult factory. 75 CRI, 7500 hour life. For 35" FL or 65" WFL, consult factory. With Option -43: 35W 10" SP PAR 30 (85 CRI, 9000 hour life) or PAR 20 (81 CRI, 6000 hour life). For 35W 30" FL PAR 30 or PAR 20, consult factory.
-OG OptiGroove black seamless reflector. White self-flanged trim. (CP x .82)
-PM Pendant mount instead. 3/8" T.S. x 18" standard. Also see Options -87, -88 and -89.
-WB Wall bracket mount instead. Also see Option -89. 6" arm (SR40921); 7" arm (SR41222).

Note: All optional reflectors are self-flanged.

SUBMITTAL DATA

APPROVAL STAMP

JOB NAME _____
TYPE _____
WATTAGE _____ VOLTAGE _____
CATALOG NUMBER _____

LIMITED WARRANTY: CATALOGUED KIRLIN FIXTURES ARE WARRANTED FREE OF DEFECTS IN WORKMANSHIP OR MATERIAL FOR THREE YEARS FROM DATE OF PURCHASE... BULLETIN 95FR FEBRUARY 1999