

### Open Fixture PAR 38 Downlights PAR 30 / PAR 20-35 Watt Available. See Option -43

#### Features

##### Lamp

- Designed for:
  - 100 watt PAR 38 metal halide: SR40915.
  - 150 watt PAR 38 metal halide: SR41216.
- 35° flood standard. As options, 20° spot or 65° wide flood beam spreads available.
- See Option -43 for lower wattage PAR 38, PAR 30, PAR 20.

##### Socket

- Vertical. Medium base. Pulse rated.
- Glazed porcelain.
- Nickel plated brass screw shell. Silicone leads.

##### Reflector

- Specular Alzak® aluminum.
- Nine optional specular Alzak or SoftTex finishes available. See Options.

##### Ballast Assembly

- WhisperPack™ fully encapsulated (SR41216) 180°C rated HPF ballast.
- Premium Class H; High reactance 5:12 regulation; 3 year warranty.
- Capacitor and ignitor supplied.

- 120 volt standard or see optional voltages.
- Cool, quiet, long-life. Silicone leads.

##### Fuse

- Fused primary. Renewable. Aids servicing.

##### Housing

- Seamless, deep-drawn acrylic enameled aluminum. White finish.
- Housing flare interlocks with reflector flange (SR41216).
- Cool: Dissipates heat across entire surface area.
- Rustproof: Exceeds 1000 hour ASTM 5% salt spray test.
- No visible cylinder hardware.

##### Installation

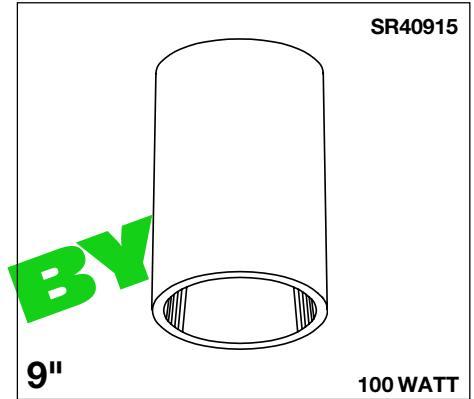
- Center point mounting with snug fit to ceiling.
- Indoor or outdoor for covered ceiling use.
- Mounting beneath surface outlet box available. (see Option -80)

##### UL, C-UL (Canada) Listings

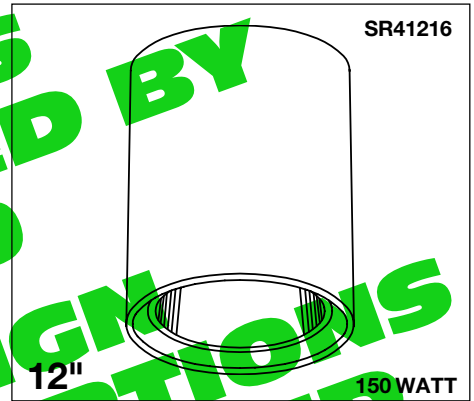
- Wet, damp or dry locations, covered ceilings. (see Option -89)

##### Three Year Limited Warranty

- Complete standard fixture.



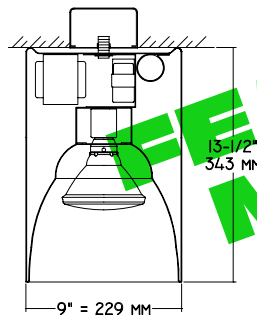
97% Efficiency  
S/MH = 0.7



96% Efficiency  
S/MH = 0.7

#### Performance at a Glance

SR40915

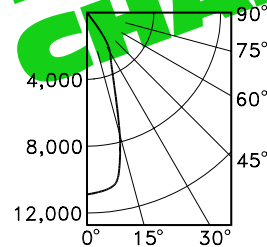
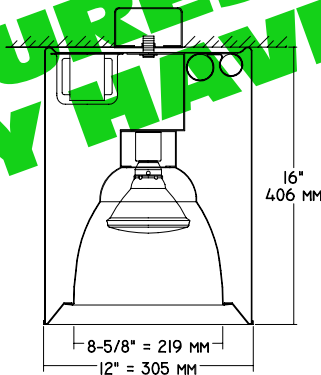


##### Cone of Light Key

- Ft.** Distance from fixture
- FC** Footcandles (average)
- Dia.** Circle of light at 50% of FC

\* Dia. (in ft.) shown is where FC value is half the FC at nadir.

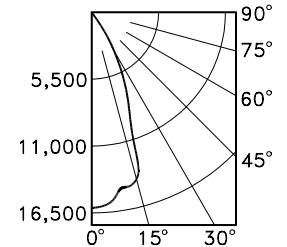
SR41216



SR40915 S/MH 0.7

##### Cone of Light\*

Ft.	FC	Dia.
6	293.0	3.8
8	164.8	5.1
10	105.5	6.4
12	73.3	7.7
14	53.8	8.9
16	41.2	10.2



SR41216 S/MH 0.7

##### Cone of Light\*

Ft.	FC	Dia.
6	434.1	4.3
8	244.2	5.8
10	156.3	7.2
12	108.5	8.7
14	79.7	10.1
16	61.0	11.6

## THE KIRLIN COMPANY

3401 EAST JEFFERSON AVENUE • DETROIT, MICHIGAN 48207-4232  
(313) 259-6400 • Fax: (313) 259-9409 OR (313) 259-3121 • www.light-link.com/kirlin

PRECISION LIGHTING  
METAL HALIDE

MAXIMUM WATTAGE  
**100 PAR 38**  
**150 PAR 38**

CATALOG NUMBERS  
**SR40915**  
**SR41216**

THE KIRLIN COMPANY RESERVES THE RIGHT TO CHANGE, WITHOUT NOTICE, DETAILS OR SPECIFICATIONS IN PRODUCT DESIGN.

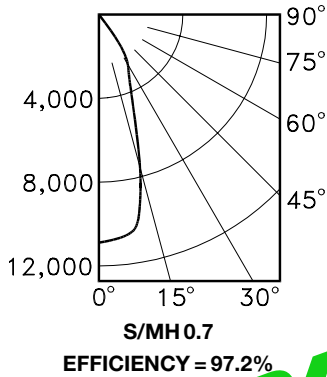
Alzak® is a registered trademark of ALCOA.

Detailed Photometry - Installed Fixture

FROM I.T.L. (BOULDER, CO) SR40915: TEST NUMBER 43906  
SR41216: TEST NUMBER 43908

SR40915

\*LER = 39.4  
•AEC = \$6.10



CANDLEPOWER DISTRIBUTION

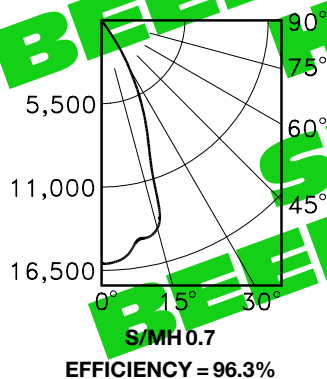
	0.0	22.5	45.0	67.5	90.0
0	10549	10549	10549	10549	10549
5	10244	10244	10244	10244	10244
15	7926	7926	7926	7926	7926
25	3549	3549	3549	3549	3549
35	1509	1509	1509	1509	1509
45	181	181	181	181	181
55	18	18	18	18	18
65	0	0	0	0	0
75	0	0	0	0	0
85	0	0	0	0	0
90	0	0	0	0	0

COEFFICIENTS OF UTILIZATION

RF	20						
	80			50			
	70	50	30	10	50	30	10
RC							
RW							
1	111	109	106	104	103	101	100
2	106	102	98	95	97	95	92
3	102	96	92	88	92	89	86
4	97	91	86	82	88	84	81
5	93	86	81	77	83	79	76
6	89	81	76	73	79	75	72
7	85	77	72	69	76	71	68
8	82	74	69	65	72	68	65
9	79	70	65	62	69	65	61
10	76	67	62	59	66	62	59

SR41216

\*LER = 43.5  
•AEC = \$5.32



CANDLEPOWER DISTRIBUTION

	0.0	22.5	45.0	67.5	90.0
0	15628	15628	15628	15628	15628
5	15598	15598	15598	15598	15598
15	14299	14299	14299	14299	14299
25	6526	6526	6526	6526	6526
35	1413	1413	1413	1413	1413
45	221	221	221	221	221
55	8	8	8	8	8
65	0	0	0	0	0
75	0	0	0	0	0
85	0	0	0	0	0
90	0	0	0	0	0

COEFFICIENTS OF UTILIZATION

RF	20						
	80			50			
	70	50	30	10	50	30	10
RC							
RW							
1	110	108	106	104	102	100	99
2	105	101	98	95	97	94	92
3	101	96	92	88	92	89	86
4	97	91	86	82	88	84	81
5	93	86	81	78	83	80	77
6	89	82	77	73	80	76	72
7	86	78	73	69	76	72	69
8	82	74	69	66	73	68	65
9	79	71	66	63	70	65	62
10	76	68	63	60	67	62	60

Estimated Multipliers

- 63 Dune Alzak: CP x .97
- 69 Wheat Alzak: CP x .97
- 70 SofTex Clear softly etched reflector. (CP x .98)
- 71 SofTex Dune softly etched reflector. (CP x .95)
- 80 2" extension collar for mounting beneath surface outlet box. Finish matches housing color.
- 87 Custom -PM length. Specify up to 4 feet or consult factory. Use with Option -PM.
- 88 Swivel canopy for sloped ceilings up to 45°. Earthquake rated. Use with Option -PM.
- 89 Sealed top feature prevents moisture and insect intrusion from above in outdoor or high humidity areas. Use with Option -PM or -WB.
- 90 SofTex Champagne Gold reflector. (CP x .96)
- 91 SofTex Wheat softly etched reflector. (CP x .95)
- 92 Umber specular Alzak reflector. (CP x .90)
- 93 Pewter specular Alzak reflector. (CP x .95)
- 94 Specular Alzak or SofTex custom color / finish reflector or housing. Consult factory.
- 97 Other voltage ballast. Consult factory.
- 99 Special modification. Consult factory.
- LP With 35° FL PAR 38 lamp. Specify wattage. 3200°K standard or consult factory. 75 CRI, 7500 hour life. For 20° SP or 65° WFL, consult factory. With Option -43, 35W 30° FL PAR 30 (85 CRI, 9000 hour life) or PAR 20 (81 CRI, 6000 hour life). For 35W 10° SP PAR 30 or PAR 20, consult factory.
- PM Pendant mount instead. 3/8" T.S. x 18" standard. Also see Options -87, -88 and -89.
- WB Wall bracket mount instead. Also see Option -89. 6" arm (SR40915); 7" arm (SR41216).

Options

- 16 Champagne Gold specular Alzak reflector. (CP x .98)
- 30 White reflector. (CP x .98)
- 31 White reflector flange (SR41216 only).
- 35 Silver enameled housing finish instead.
- 36 Gold enameled housing finish instead.
- 37 Dark Bronze enameled housing finish instead.
- 38 Black enameled housing finish instead.
- 43 Lower wattage - specify voltage and wattage: PAR 38: 70 watt; PAR 30 or PAR 20: 35 watt (SR40915 and SR41216); 100 watt PAR 38 (SR41216 only).
- 45 Gasket between flange and housing (SR41216).
- 58 277 volt 60 Hz. ballast instead.

Note: All optional reflectors are self-flanged.

SUBMITTAL DATA

APPROVAL STAMP

JOB NAME \_\_\_\_\_

TYPE \_\_\_\_\_

WATTAGE \_\_\_\_\_ VOLTAGE \_\_\_\_\_

CATALOG NUMBER \_\_\_\_\_

LIMITED WARRANTY: CATALOGUED KIRLIN FIXTURES ARE WARRANTED FREE OF DEFECTS IN WORKMANSHIP OR MATERIAL FOR THREE YEARS FROM DATE OF PURCHASE. INSTALLATION TO N.E.C. OR NORMAL USE. Manufacturer at this option will replace or repair such fixture or refund the purchase price on presentation of proof of purchase and defective fixture at the offices of manufacturer within three years of original shipment. Liability of manufacturer is limited to the foregoing, and manufacturer shall not be liable for any other damages, direct or indirect, sustained or suffered by purchaser or any person. This warranty is supplied to the purchaser in place of other warranties, expressed or implied. Seller does not warrant as to merchantability or fitness for a particular use, nor will any oral statement constitute a warranty or amend this specific warranty. Abnormal use, abuse of the fixture, improper installation, or repair, or modification of the fixture without prior written authorization from the manufacturer will void the warranty.