

Open Cylinders: High Lumen Output Pole Relampable

Features

Lamp / Socket

- Designed for:
 - SR21221: Vertical 300 watt (max.) PS-25 inside frosted incandescent medium base lamp (by others).
 - SR21222: Vertical 500 watt (max.) R40 inside frosted incandescent mogul base lamp (by others).
- Dimmable (controls by others).
- Glazed porcelain socket.

Reflector

- SR21221: Self-flanged compound curved specular Alzak® aluminum.
- SR21222: Self-flanged parabolic specular Alzak aluminum.
- Nine optional self-flanged colors and finishes available. See Options.

Housing

- Seamless, deep-drawn rigid aluminum. No visible hardware.
- White acrylic enameled finish standard. See Options for other colors.

- Rustproof: Exceeds 1000 hour ASTM 5% salt spray test.
- Cool: Dissipates heat across entire surface area.
- SR21222: 2" extension collar provides convection cooling. Surface mount housing only. (See Option -80 for SR21221)

Installation

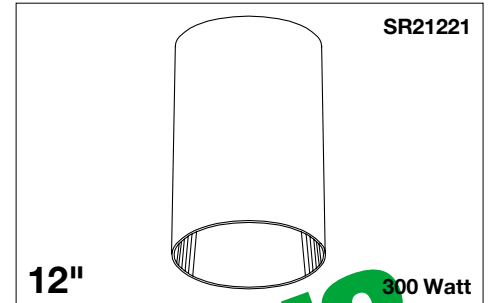
- Center point mounting with snug fit to ceiling. Mounting hardware furnished.
- Collar for mounting SR21221 beneath surface outlet box available. (See Option -80; standard for SR21222)
- Indoor or outdoor for covered ceiling use. (See Option -89 for use with -PM or -WB)
- Pendant mount available. (Option -PM)
- Wall bracket available. (Option -WB)

UL, C-UL (Canada) Listings

- Wet, damp or dry locations, covered ceilings. (See Option -89)
- Caution: Use 90°C supply wire to outlet box above.

Three Year Limited Warranty

- Complete standard fixture.



12"

SR21221

300 Watt

Ideal for High Ceilings, Large Areas
Pendant, Swivel or Wall Bracket
Optional
5 Housing Finishes Available




12"

SR21222

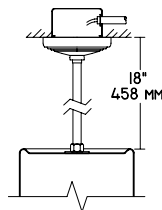
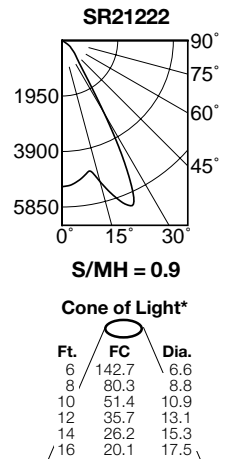
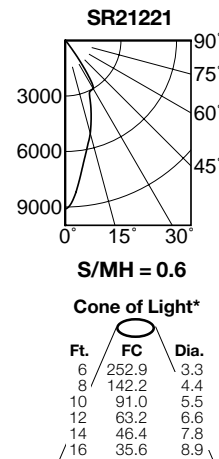
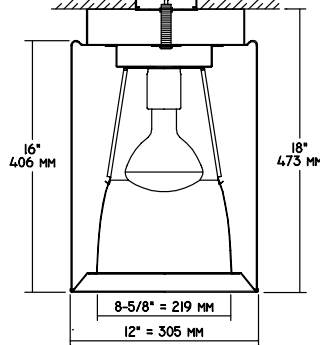
500 Watt

Performance at a Glance

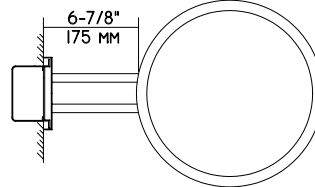
SR21221



SR21222



Representative Views:
(Right) Optional wall bracket (Option -WB)
(Left) Optional pendant mount (Option -PM)



Cone of Light Key

- Ft. Distance from fixture
- FC Footcandles (average)
- Dia. Circle of light at 50% of FC

* Dia. (in ft.) shown is where FC value is half the FC at nadir.

THE KIRLIN COMPANY

3401 EAST JEFFERSON AVENUE • DETROIT, MICHIGAN 48207-4232
(313) 259-6400 • Fax: (313) 259-9409 OR (313) 259-3121

NEW MILLENNIUM

TUNGSTEN HALOGEN and INCANDESCENT LIGHTING

LAMP

**PS-25
R40**

MAXIMUM WATTAGE

**300
500**

CATALOG NUMBERS

**SR21221
SR21222**

SR21221
SR21222

SURFACE ROUND: 300 PS-25 / 500 R40 (MAX.) INCANDESCENT DOWNLIGHTS

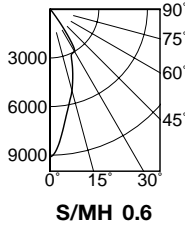


Detailed Photometry - Installed Fixture

FROM I.T.L. (BOULDER, CO)

SR21221 (300W PS-25): TEST NUMBER 47055
 SR21221 (300W R40): TEST NUMBER 47050
 SR21222 (500W R40): TEST NUMBER 47737

SR21221
300 WATT
PS-25



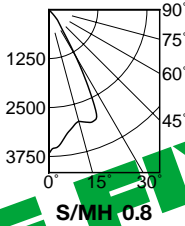
S/MH 0.6

EFFICIENCY = 74.6%

CANDLEPOWER DISTRIBUTION					
	0.0	22.5	45.0	67.5	90.0
0	9103	9103	9103	9103	9103
5	7850	7850	7850	7850	7850
15	5195	5195	5195	5195	5195
25	3093	3093	3093	3093	3093
35	1478	1478	1478	1478	1478
45	23	23	23	23	23
55	6	6	6	6	6
65	3	3	3	3	3
75	0	0	0	0	0
85	0	0	0	0	0
90	0	0	0	0	0

COEFFICIENTS OF UTILIZATION						
RF	20					
	80			50		
RC	70	50	30	10	50	30
1	85	83	81	80	78	77
2	81	78	75	73	74	72
3	78	73	70	67	70	68
4	74	69	65	62	67	64
5	71	65	61	58	63	60
6	68	61	57	54	60	56
7	65	58	54	51	57	53
8	62	55	51	48	54	50
9	59	53	48	46	51	48
10	57	50	46	44	49	46

SR21221
300 WATT
R40



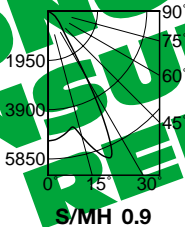
S/MH 0.8

EFFICIENCY = 92.2%

CANDLEPOWER DISTRIBUTION					
	0.0	22.5	45.0	67.5	90.0
0	3673	3673	3673	3673	1265
5	3442	3442	3442	3442	1232
15	2954	2954	2954	2954	1033
25	2819	2819	2819	2819	1014
35	545	545	545	545	995
45	26	26	26	26	345
55	2	2	2	2	32
65	0	0	0	0	0
75	0	0	0	0	0
85	0	0	0	0	0
90	0	0	0	0	0

COEFFICIENTS OF UTILIZATION						
RF	20					
	80			50		
RC	70	50	30	10	50	30
1	105	103	100	99	97	95
2	100	96	93	90	92	89
3	96	90	86	82	87	83
4	91	85	80	76	82	78
5	87	80	75	71	77	73
6	83	76	70	67	73	69
7	79	71	66	63	69	65
8	76	67	62	59	65	61
9	72	64	59	55	61	57
10	69	61	56	52	58	54

SR21222
500 WATT
R40



S/MH 0.9

EFFICIENCY = 91.5%

CANDLEPOWER DISTRIBUTION					
	0.0	22.5	45.0	67.5	90.0
0	5137	5137	5137	5137	5137
5	5030	5030	5030	5030	5030
15	5131	5131	5131	5131	5131
25	5870	5870	5870	5870	5870
35	1265	1265	1265	1265	1265
45	596	596	596	596	596
55	255	255	255	255	255
65	8	8	8	8	8
75	3	3	3	3	3
85	0	0	0	0	0
90	0	0	0	0	0

COEFFICIENTS OF UTILIZATION						
RF	20					
	80			50		
RC	70	50	30	10	50	30
1	104	101	99	97	95	94
2	98	94	90	87	89	86
3	93	87	83	79	84	80
4	88	81	76	72	78	74
5	84	76	70	66	73	69
6	79	71	65	61	69	64
7	75	66	61	57	65	60
8	71	62	57	53	61	56
9	68	59	53	49	57	53
10	65	55	50	46	54	49

Estimated Multipliers

- 16 Champagne Gold Alzak®: CP: SR21221 x .93; SR21222 x .95
- 63 Dune Alzak: CP: SR21221 x .90; SR21222 x .93
- 69 Wheat Alzak: CP: SR21221 x .88; SR21222 x .92
- 70 SofTex Clear: CP: SR21221 x .90; SR21222 x .92
- 71 SofTex Dune: CP: SR21221 x .81; SR21222 x .89
- 90 SofTex Champagne Gold: CP: SR21221 x .84; SR21222 x .90
- 91 SofTex Wheat: CP: SR21221 x .80; SR21222 x .88
- 93 Pewter Alzak: CP: SR21221 x .85; SR21222 x .88

Options

- 16 Champagne Gold specular Alzak self-flanged reflector. (CP: SR21221 x .93; SR21222 x .95)
- 31 White flange (only) on self flanged reflector (SR21222 only).
- 35 Silver enameled luminaire finish instead.
- 36 Gold enameled luminaire finish instead.
- 37 Dark Bronze enameled luminaire finish instead.
- 38 Black enameled luminaire finish instead.
- 58 277/120V stepdown transformer for 277 volt line input, prewired into fixture. (SR21221 only)
- 63 Dune specular Alzak self-flanged reflector. (CP: SR21221 x .90; SR21222 x .93)
- 69 Wheat specular Alzak self-flanged reflector. (CP: SR21221 x .88; SR21222 x .92)
- 70 SofTex Clear softly etched self-flanged reflector. Resists smudges. (CP: SR21221 x .90; SR21222 x .92)
- 71 SofTex Dune softly etched self-flanged reflector. Resists smudges. (CP: SR21221 x .81; SR21222 x .89)
- 80 2" extension collar for mounting SR21221 beneath surface outlet box. Finish matches housing color. (Standard for SR21222)
- 87 Custom -PM length. Specify up to 4 feet or consult factory. Use with Option -PM.
- 88 Swivel canopy for sloped ceilings up to 45°. Earthquake rated. Use with Option -PM.
- 89 Sealed top WeatherCap feature prevents moisture and insect intrusion in outdoor or high humidity areas. Use with Option -PM or -WB.
- 90 SofTex Champagne Gold softly etched self-flanged reflector. Resists smudges. (CP: SR21221 x .84; SR21222 x .90)
- 91 SofTex Wheat softly etched self-flanged reflector. Resists smudges. (CP: SR21221 x .80; SR21222 x .88)
- 93 Pewter specular Alzak self-flanged reflector. (CP: SR21221 x .85; SR21222 x .88)
- 94 Specular or SofTex custom color/finish self-flanged reflector or luminaire. Specify parts. Consult factory.
- 99 Special modification. Consult factory.
- PM Pendant mount instead. 3/8" T.S. x 18" or see Option -87. Also see Options -88 and -89.
- WB Wall bracket mount instead. Also see -89.

SUBMITTAL DATA

APPROVAL STAMP

JOB NAME _____

TYPE _____

WATTAGE _____ VOLTAGE _____

CATALOG NUMBER _____

LIMITED WARRANTY: CATALOGUED KIRLIN FIXTURES ARE WARRANTED FREE OF DEFECTS IN WORKMANSHIP OR MATERIAL FOR THREE YEARS FROM DATE OF PURCHASE. INSTALLATION, E.C., IN NORMAL USE. Manufacturer at this option will replace or repair such fixture or refund the purchase price on presentation of proof of purchase and defective fixture at the office of manufacturer within the first year of original shipment. Liability of manufacturer is limited to the foregoing, and manufacturer shall not be liable for any other damages, direct or indirect, sustained or suffered by purchaser or any person. This warranty is supplied on the understanding that all other warranties expressed or implied, Seller does not warrant as to merchantability or fitness for a particular use, nor liability or statement constitute a warranty or amend the specific warranty. Abnormal use, abuse of the fixture, improper installation, or repair or modification of the fixture without prior written authorization from the manufacturer will void this warranty.