

### Regressed Lens 6" and 9" Cylinders

#### Features

##### Lamp / Socket

- Designed for:
  - SR20623: Vertical 100 watt (max.) A-19 inside frosted incandescent lamp (by others).
  - SR20924: Vertical 200 watt (max.) A-23 inside frosted incandescent lamp (by others).
- Dimmable (controls by others).
- Glazed porcelain medium base socket.

##### Trim Assembly

- Seamless tapered black OptiGroove with white flange. Self-flanged trim.
- Regressed tempered prismatic low brightness C#73 spread distribution lens.
- White flare trim, flat trim or eggcrate louver available. See Options.
- Anopal, fresnel, vandal resistant or Holophane lens available. See Options.

##### Housing

- Seamless, rigid aluminum. No visible hardware.
- White acrylic enameled finish standard. See Options for other colors.
- Rustproof: Exceeds 1000 hour ASTM 5% salt spray test.
- Cool: Dissipates heat across entire surface area.

##### Installation

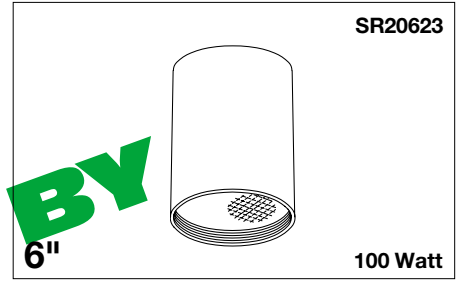
- Center point mounting with snug fit to ceiling. Mounting hardware furnished.
- Indoor or outdoor for covered ceiling use. (See Option -89 for use with -PM or -WB)
- Collar for mounting beneath surface outlet box available (Option -80).
- Pendant mount available. (Option -PM)
- Wall bracket available. (Option -WB)

##### UL, C-UL (Canada) Listings

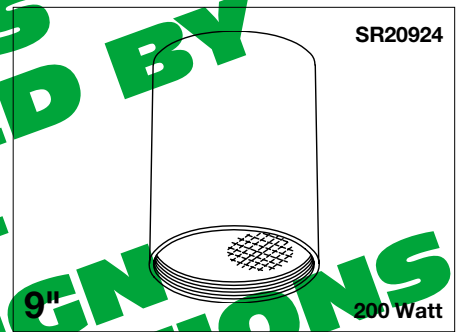
- Wet, damp or dry locations, covered ceilings. (See Option -89)
- Caution: Use 90°C supply wire to outlet box above.

##### Three Year Limited Warranty

- Complete standard fixture.




**Attractive Proportions**  
**100 or 200 Watt Vertical Lamp**  
**Low Brightness Uniform Lighting**



#### Performance at a Glance


SR20623



SR20924



SR20623

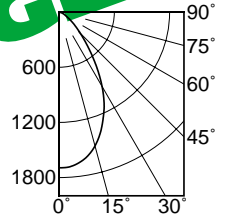


S/MH = 0.8

##### Cone of Light\*

Ft.	FC	Dia.
6	24.3	4.8
8	13.7	6.5
10	8.8	8.1
12	6.1	9.7
14	4.5	11.3
16	3.4	12.9

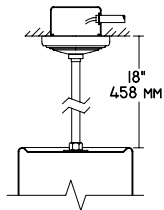
SR20924



S/MH = 0.9

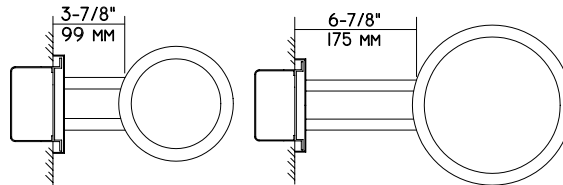
##### Cone of Light\*

Ft.	FC	Dia.
6	47.1	5.7
8	26.5	7.6
10	16.9	9.4
12	11.8	11.3
14	8.6	13.2
16	6.6	15.1



##### Representative Views:

- (Right) SR20623 with optional wall bracket (Option -WB)
- (Far Right) SR20924 with optional wall bracket (Option -WB)
- (Left) Optional pendant mount (Option -PM)



##### Cone of Light Key

- Ft. Distance from fixture
- FC Footcandles (average)
- Dia. Circle of light at 50% of FC

\* Dia. (in ft.) shown is where FC value is half the FC at nadir.

## THE KIRLIN COMPANY

3401 EAST JEFFERSON AVENUE • DETROIT, MICHIGAN 48207-4232  
(313) 259-6400 • Fax: (313) 259-9409 OR (313) 259-3121

#### NEW MILLENNIUM

TUNGSTEN HALOGEN and  
INCANDESCENT LIGHTING

#### LAMP

A-19  
A-23

#### MAXIMUM WATTAGE

100  
200

#### CATALOG NUMBERS

SR20623  
SR20924

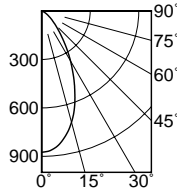
Detailed Photometry - Installed Fixture

FROM I.T.L. (BOULDER, CO)

SR20623 (100W): TEST NUMBER 47060  
SR20924 (200W): TEST NUMBER 47061  
SR20924 (150W): TEST NUMBER 47062

SR20623

100 WATT



S/MH 0.8

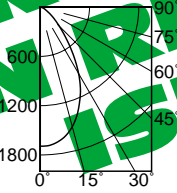
EFFICIENCY = 46.7%

CANDLEPOWER DISTRIBUTION					
	0.0	22.5	45.0	67.5	90.0
0	875	875	875	875	875
5	856	856	856	856	856
15	713	713	713	713	713
25	474	474	474	474	474
35	253	253	253	253	253
5	118	118	118	118	118
5	52	52	52	52	52
65	20	20	20	20	20
85	0	0	0	0	0
90	0	0	0	0	0

COEFFICIENTS OF UTILIZATION					
RF	20				
RC	70	50	30	10	0
1	53	51	50	49	48
2	50	47	45	43	42
3	47	43	41	39	40
4	44	40	37	35	36
5	42	37	34	32	33
6	39	35	32	29	31
7	37	32	29	27	29
8	35	30	27	25	27
9	33	29	26	24	25
10	32	27	24	22	24

SR20924

200 WATT



S/MH 0.9

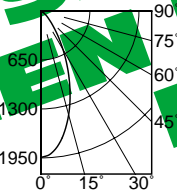
EFFICIENCY = 51.4%

CANDLEPOWER DISTRIBUTION					
	0.0	22.5	45.0	67.5	90.0
0	1694	1694	1694	1694	1694
5	1679	1679	1679	1679	1679
15	1507	1507	1507	1507	1507
25	1157	1157	1157	1157	1157
35	692	692	692	692	692
5	326	326	326	326	326
5	146	146	146	146	146
65	64	64	64	64	64
85	21	21	21	21	21
90	0	0	0	0	0

COEFFICIENTS OF UTILIZATION					
RF	20				
RC	70	50	30	10	0
1	58	56	55	52	51
2	54	51	49	47	46
3	51	47	44	42	45
4	48	43	40	37	41
5	45	40	36	34	38
6	42	37	33	31	36
7	40	34	31	28	30
8	38	32	28	26	28
9	36	30	26	24	26
10	34	28	25	22	24

SR20924

150 WATT



S/MH 0.7

EFFICIENCY = 50.1%

CANDLEPOWER DISTRIBUTION					
	0.0	22.5	45.0	67.5	90.0
0	1944	1944	1944	1944	1944
5	1876	1876	1876	1876	1876
15	1426	1426	1426	1426	1426
25	844	844	844	844	844
35	389	389	389	389	389
5	156	156	156	156	156
5	62	62	62	62	62
65	31	31	31	31	31
85	12	12	12	12	12
90	0	0	0	0	0

COEFFICIENTS OF UTILIZATION					
RF	20				
RC	70	50	30	10	0
1	57	56	54	53	52
2	54	51	49	47	46
3	51	47	45	43	45
4	48	44	41	39	42
5	46	41	38	36	40
6	43	39	35	33	38
7	41	36	33	31	35
8	39	34	31	29	33
9	37	32	29	27	31
10	36	31	28	26	30

Options

- 13 Clear 1/8" flat polycarbonate below, with prismatic flat C#73 lens above. (SR20623 only)
- 18 Anopal flat glass. Not enameled. Diffusing.
- 20 White 1/2" cube eggcrate aluminum louver.
- 35 Silver enameled luminaire finish instead.
- 36 Gold enameled luminaire finish instead.
- 37 Dark Bronze enameled luminaire finish instead.
- 38 Black enameled luminaire finish instead.
- 40 White grooveless flare trim instead. With regressed tempered prismatic C#73 spread lens or specify optional lens.
- 45 Gasket between trim and housing.
- 46 Gasket between trim and lens.
- 58 277/120V stepdown transformer for 277 volt line input, prewired into fixture (for SR20924 only).
- 80 2" extension collar for mounting luminaire beneath surface outlet box. Finish matches housing color.
- 87 Custom -PM length. Specify up to 4 feet or consult factory. Use with Option -PM.
- 88 Swivel canopy for sloped ceilings up to 45°. Earthquake rated. Use with Option -PM.
- 89 Sealed top WeatherCap feature prevents moisture and insect intrusion in outdoor or high humidity areas. Use with Option -PM or -WB.
- 94 Custom color/finish trim assembly or luminaire. Specify parts. Consult factory.
- 99 Special modification. Consult factory.
- FR Fresnel tempered lens instead. Concentric prisms.
- FT Flat white trim instead. With tempered prismatic flat C#73 spread lens or specify optional lens.
- HO Holophane concave prismatic tempered lens instead for SR20924 only.
- PM Pendant mount instead. 3/8" T.S. x 18" or see Option -87. Also see Options -88 and -89.
- WB Wall bracket mount instead. Also see -89.

SUBMITTAL DATA

APPROVAL STAMP

JOB NAME \_\_\_\_\_

TYPE \_\_\_\_\_

WATTAGE \_\_\_\_\_ VOLTAGE \_\_\_\_\_

CATALOG NUMBER \_\_\_\_\_

LIMITED WARRANTY: CATALOGUED KIRLIN FIXTURES ARE WARRANTED FREE OF DEFECTS IN WORKMANSHIP OR MATERIAL FOR THREE YEARS FROM DATE OF PURCHASE. INSTALLATION, E.C., IN NORMAL USE. Manufacturer at his option will replace or repair such fixture or refund the purchase price on presentation of proof of purchase and defective fixture at the office of manufacturer within the three years of original shipment. Liability of manufacturer is limited to the foregoing, and manufacturer shall not be liable for any other damages, direct or indirect, sustained or suffered by purchaser or any person. This warranty is supplied on the understanding that all other warranties, expressed or implied, shall not apply. Seller does not warrant as to merchantability or fitness for a particular use, nor, without a statement constituting a warranty or amendment of the specific warranty. Abnormal use, abuse of the fixture, improper installation, or repair, or modification of the fixture without prior written authorization from the manufacturer will void the warranty. ©1996