

Polycarbonate Protection and Shallow Depth

Features

Lamp

- Designed for:
100 watt coated E/ED17 universal: RV51290.
175 watt coated E/ED-17 universal: RV51491.
- See Options: -43 for lower wattage; -23 for Mercury; -24 for HPS; -29 for White Son.

Socket

- Horizontal. Pulse rated. Medium base.
- Glazed porcelain.
- Nickel-plated brass screw shell. Silicone leads.

Reflector

- GlasSurfaced™ multi-faceted specular aluminum.

Trim Assembly

- Dual lens system of UV absorbing tempered prismatic shock resisting C#73 spread lens with 1/4" clear polycarbonate overlay for vandal resistance.
- Rust-free polished nickel stainless door (304-L) and captive thumb-screw. Slender with concealed hinges for fast relamping.
- Attractively beveled cast aluminum frame. Close fit with door. White acrylic finish.
- Tamper-proof vandal resistant door screw available (Option -26).

Ballast Assembly

- Whisper Pack™ fully encapsulated 180°C rated HPI ballast.

- Premium Class H. For 100 watt: high reactance with 5:12 regulation. For 175 watt: CWA with 10:10 regulation.
- Capacitor and ignitor (for 150 watt or lower) supplied.
- 120 volt standard or see optional voltages.
- Cool, quiet, long life. Silicone leads.
- Visible and easily serviced in all ceilings including dry wall.

Fuse

- Fused primary. Renewable. Aids servicing.

Housing

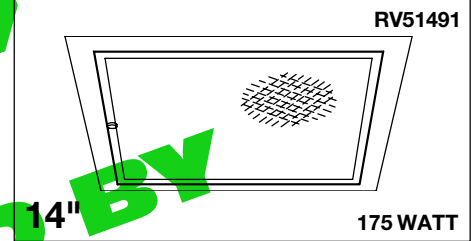
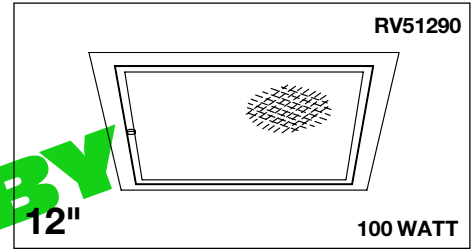
- Acrylic enameled aluminum.
- Cool: Dissipates heat across entire surface area.
- Rustproof: Exceeds 1000 hour ASTM 5% salt spray test.
- Entire luminaire serviced through removable trim assembly.

Outlet Box

- Prewired 14 GA (NEC) galvanized steel, UL listed.
- Removable insulated cover.
- 1/2" and 3/4" knockouts.

Installation

- 27" galvanized channel bar hangers (2) supplied.
- Fully adjustable universal mounting brackets supplied (2).
- Recesses indoor or outdoor in covered locations.



**Drive-Thru or Soffit Lighting
Indoor or Outdoor
Efficient**

UL, C-UL (Canada) Listings

- Wet, damp or dry locations, covered ceilings.
- Through-branch circuit conductors (6#12).

Three Year Limited Warranty

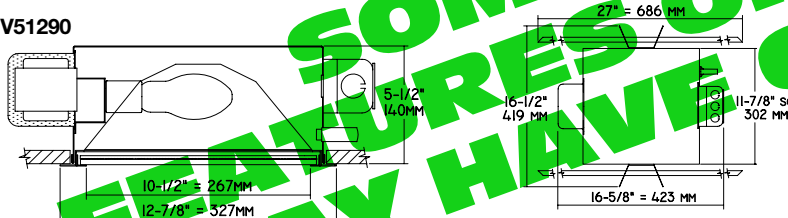
- Complete standard fixture.

Thermal Protection

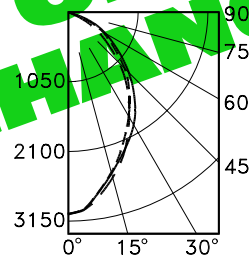
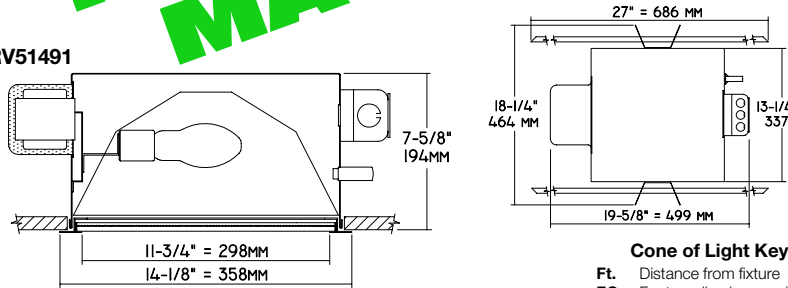
- Per current NEC.

Performance at a Glance

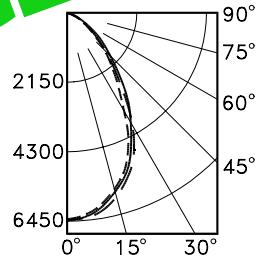
RV51290



RV51491



RV51290
 --- 0° S/MH 0.9
 --- 90° S/MH 1.0
 --- 180° S/MH 0.9



RV51491
 --- 0° S/MH 0.9
 --- 90° S/MH 1.0
 --- 180° S/MH 1.0

Cone of Light*

Ft.	FC	Dia.
6	84.2	5.3
8	47.4	7.1
10	30.3	8.8
12	21.0	10.6
14	15.5	12.4
16	11.8	14.1

RV51290

Cone of Light*

Ft.	FC	Dia.
6	178.8	5.6
8	100.5	7.4
10	64.3	9.3
12	44.7	11.1
14	32.8	13.0
16	25.1	14.9

RV51491

Cone of Light Key

- Ft. Distance from fixture
- FC Footcandles (average)
- Dia. Circle of light at 50% of FC

* Dia. (in ft.) shown is where FC value is half the FC at nadir. Distribution curves and S/MH data shown are 90° to lamp axis.

THE KIRLIN COMPANY

3401 EAST JEFFERSON AVENUE • DETROIT, MICHIGAN 48207-4232
(313) 259-6400 • Fax: (313) 259-9409 OR (313) 259-3121

