

Shallow Plenum: Efficient K-Lens

Features

Lamp

- Designed for:
 - 1 horizontal Triple Tube 42 watt: RS80845.
 - 2 horizontal Triple Tube 42 watt: RS81146.
- 4-pin GX24q-4 base.
- 90% lumen output maintained at ballast minimum operating temperature.
- Flicker-free starting, high light output, excellent color rendering (82 CRI).
- See Option -43 for lower wattage.

Ballast

- Regulating electronic high power factor, thermally protected, encased.
- Cold weather: -18°C to -20°C (0°F to -5°F).
- Built-in RIF filter. THD is less than 10%.
- 120 volt standard or see optional voltages.
- Dimming optional. See Option -39 for availability and restrictions.
- Single circuit wiring. Optional two-circuit wiring for RS81146: see Option -84.
- Visible and easily serviced in all ceilings.

Fuse

- Available as Option -F5. Also see -FD.

Reflector

- GlasSurfaced™ multi-faceted specular aluminum. Highly efficient.

Trim Assembly

- Tempered prismatic shock-resisting

spread Kirlin lens. See Options for other lens / trim.

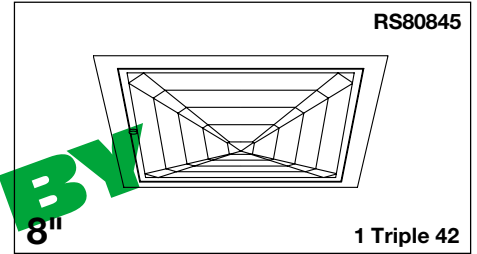
- Rustfree polished nickel stainless door (304-1) and captive thumb screw. Slender with concealed hinges for fast relamping.
- Attractively beveled cast aluminum frame tooled to ensure close fit with door. White acrylic finish.
- Tamper-proof vandal resistant door screw available. (Option -26)

Housing

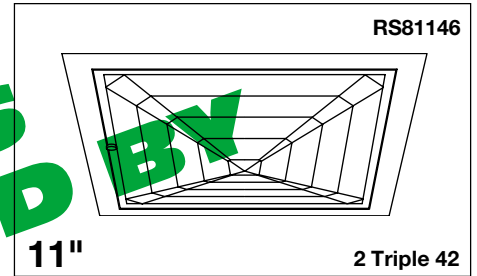
- Acrylic enameled aluminum.
- Cool: Dissipates heat across entire surface area. Ventilated.
- Rustproof: Exceeds 1000 hour ASTM 5% salt spray test.
- Entire luminaire serviced through hinged door.
- Prewired outlet box; 14 GA (NEC) galvanized steel, UL listed. Accessible through fixture opening.
- Built-in plaster frame (RS80845 only; see Option -47 for RS81146).

Installation

- 27" hanger bars supplied (2).
- Fully adjustable universal mounting brackets supplied (2).



64% Efficiency

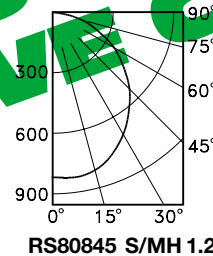
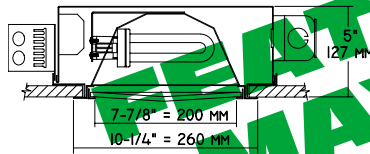


62% Efficiency

- Recesses indoor or outdoor in covered locations.
- UL, C-UL (Canada) Listings
- Wet, damp or dry locations, covered ceilings.
- Through-branch circuit conductors (6 #12).
- Three Year Limited Warranty
- Complete standard fixture..

Performance at a Glance

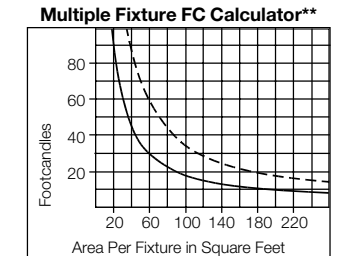
RS80845



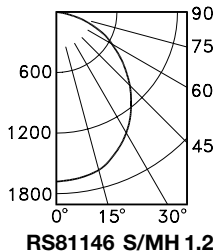
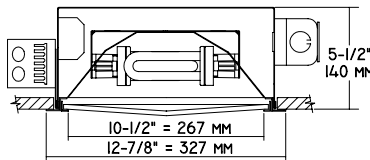
Cone of Light*

Ft.	FC	Dia.
6	22.6	6.6
8	12.7	8.8
10	8.1	11.0
12	5.6	13.2
14	4.1	15.4
16	3.2	17.6

RS80845



RS81146



Cone of Light*

Ft.	FC	Dia.
6	46.9	6.4
8	26.4	8.5
10	16.9	10.6
12	11.7	12.8
14	8.6	14.9
16	6.6	17.0

RS81146

RS80845 ——— RS81146 - - - -

Cone of Light Key

- Ft. Distance from fixture
- FC Footcandles (average)
- Dia. Circle of light at 50% of FC

* Dia. (in ft.) shown is where FC value is half the FC at nadir.
** Based on RCR2; ceiling 70%; wall 50%; floor 20%. Use S/MH shown for each fixture. Distribution curves and S/MH shown are 90° to lamp axis.

THE KIRLIN COMPANY

3401 EAST JEFFERSON AVENUE • DETROIT, MICHIGAN 48207-4232
(313) 259-6400 • Fax: (313) 259-9409 OR (313) 259-3121

SECOND CENTURY SERIES
TRIPLE TUBE
COMPACT FLUORESCENT LIGHTING

MAXIMUM WATTAGE
1 Triple 42
2 Triple 42

CATALOG NUMBERS
RS80845
RS81146

DUE TO OUR CONTINUING EFFORT TO IMPROVE PRODUCTS, TECHNICAL INFORMATION IS SUBJECT TO CHANGE WITHOUT NOTICE.

Alzak® is a registered trademark of ALCOA.

