

MEDICAL EXAM LIGHT: Two Lamps Prevent Loss of Illumination During Exams or Procedures

Features

Lamp Assembly

- Designed for: Two 250 watt (maximum) 2000 hour tungsten halogen frosted lamps (by others).
- Lower lamp seal operating temperature prolongs lamp life as compared to 500 watt T-4 lamps.
- Two lamps prevent total loss of illumination due to lamp burnout during procedures.
- 3000°K color temperature and 100 CRI for accurate tissue rendering and patient evaluation.
- Double contact bayonet base (DCB) sockets (2) are mounted to precision machined aluminum heat sinks (2) to reduce lamp and socket heat, providing maximum lamp and component life.
- Additional heavy gauge die-formed aluminum heat sink bracket conducts heat efficiently away from lamp and socket area.


Reflectors

- Two parabolic specular Alzak® reflectors focus light precisely, providing maximum usable lumens to the exam site.

Trim Assembly

- Self-flanged tapered flare trim standard.

- Torsion springs retain snug fit to ceiling.
 - Sturdy extruded aluminum construction, with white finish (standard).
 - Smooth surface prevents contaminant or dust build-up. Easily cleaned.
 - Trim contains regressed safety tempered prismatic C#73 flat glass. Reduces glare to the patient by eliminating direct view of lamps and provides protective lamp shield.
- ### Housing
- Acrylic enameled aluminum with galvanized steel bottom pan. Matte black.
 - Cool: Dissipates heat across entire surface area. Ventilated for convection cooling.
 - Rustproof: Exceeds 1000 hour ASTM 5% salt spray test.
 - Entire luminaire serviced through removable trim assembly.
 - Built-in plaster frame.



62% Efficiency: High Lumen Output - Dimmable

Outlet Box

- Prewired 14GA (NEC) galvanized steel, UL listed; with removable insulated cover.
- 1/2" and 3/4" knockouts.

Installation

- Label provided to ensure proper installation relative to bed orientation.
- 27" galvanized hanger bars supplied (2).
- Fully adjustable universal mounting brackets supplied (4).
- Recesses indoor or outdoor in covered locations. Lightweight, 15 pounds.

UL, C-UL (Canada) Listings

- Wet, damp or dry locations, covered ceilings.
- Through-branch circuit conductors (6 #12). Supply wire rating - 90°C.

Three Year Limited Warranty

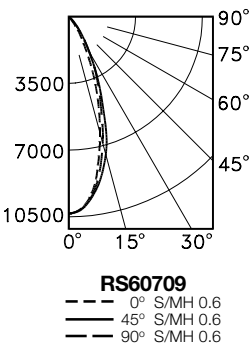
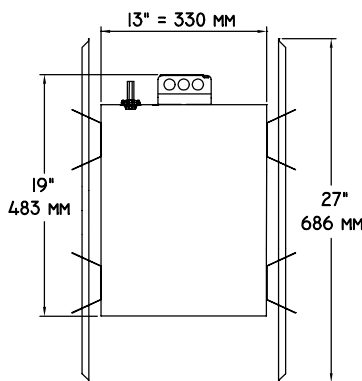
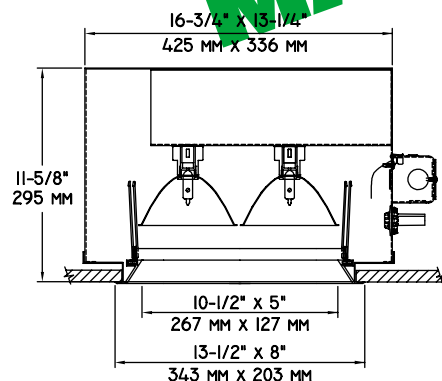
- Complete standard fixture.

Thermal Protection

- Per current NEC.

Dimensions and Performance - Installed Fixture

FROM I.T.L. (BOULDER, CO) TEST NUMBER 46296



CANDLEPOWER DISTRIBUTION					
	0.0	22.5	45.0	67.5	90.0
0	10267	10267	10267	10267	10267
5	9834	9862	9868	9896	9879
15	6526	6829	7406	7160	6896
25	2837	3112	3745	3784	3622
35	976	1105	1346	1418	1390
45	314	359	437	482	482
55	157	163	196	191	191
65	90	90	112	129	135
75	34	45	45	67	78
85	11	6	6	0	22
90	0	0	0	0	0

Options

- 35 Silver enameled flare finish instead.
- 37 Dark Bronze enameled flare finish instead.
- 38 Black enameled flare finish instead.

- 45 Gasket between trim flange and ceiling. (Minimizes dust streaks on ceiling.)
- 46 Gasket between lens and trim. Minimizes contaminant and dust entry.

- 94 Custom color flare trim. Consult factory.
- LP With lamps. Two 250 watt frosted T-4 DCB base tungsten halogen. 2000 hour life rating.

THE KIRLIN COMPANY

3401 EAST JEFFERSON AVENUE • DETROIT, MICHIGAN 48207-4232
(313) 259-6400 • Fax: (313) 259-9409 OR (313) 259-3121 • www.kirlinlighting.com

MAXIMUM WATTAGE

CATALOG NUMBER

**TUNGSTEN HALOGEN
HEALTHCARE FACILITY LIGHTING**

**500 Watt T-4
from (2) 250 Watt T-4**

RS60709

DUE TO OUR CONTINUING EFFORT TO IMPROVE PRODUCTS, TECHNICAL INFORMATION IS SUBJECT TO CHANGE WITHOUT NOTICE.

Alzak® is a registered trademark of ALCOA.

RS60709

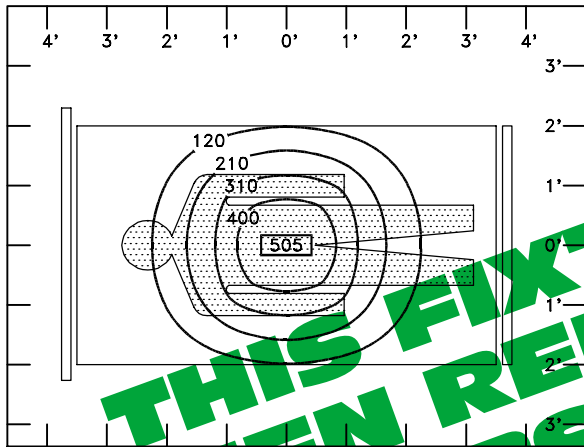
RECESSED RECTANGULAR: 500 WATT T-4 (2 x 250W) TUNGSTEN HALOGEN

KIRLIN

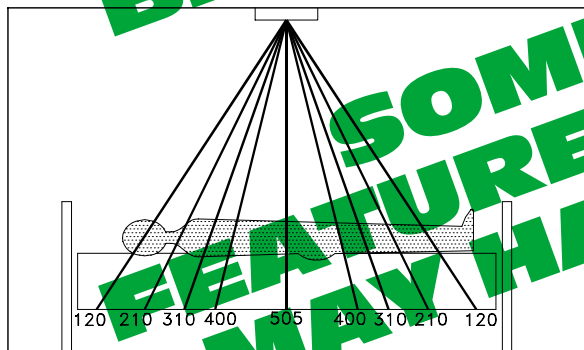
Footcandle Distribution Data

FROM I.T.L. (BOULDER, CO) TEST NUMBER 46296

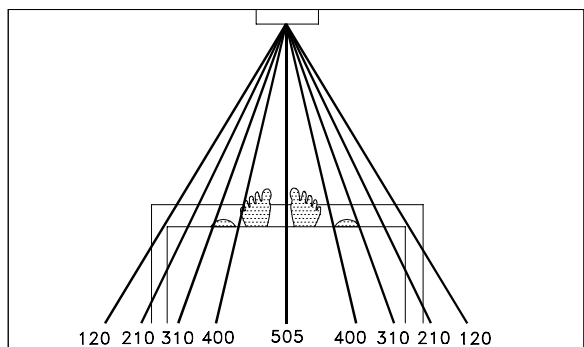
PLAN VIEW CEILING HEIGHT 8' • WORK PLANE 3'6"



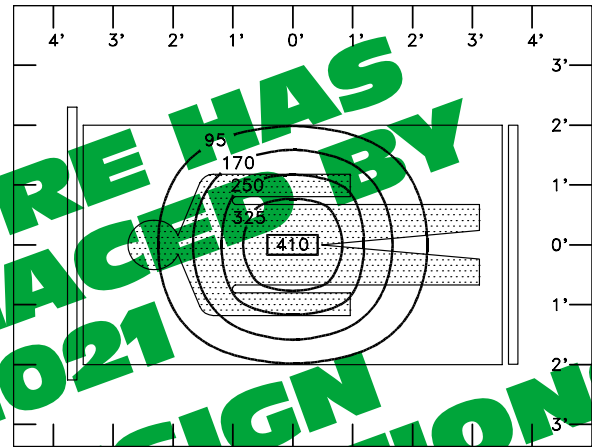
SIDE VIEW



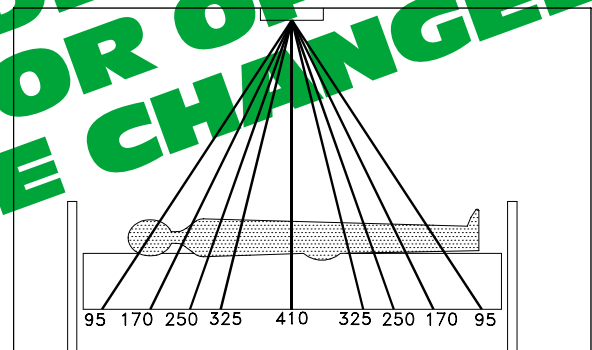
FRONT VIEW



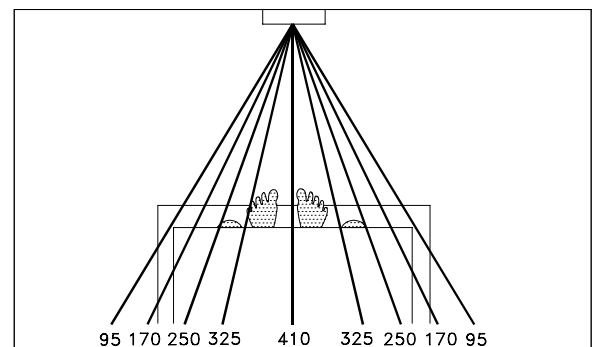
PLAN VIEW CEILING HEIGHT 8'6" • WORK PLANE 3'6"



SIDE VIEW



FRONT VIEW



- Notes:
1. All lighting levels are expressed in footcandles, with distances expressed in feet, as measured at the work plane (3'6").
 2. The work plane (3'6") is defined as: examination bed height, plus patient body depth.
 3. Fixture is centered over examination bed with its longest axis parallel to the length of the bed.

SUBMITTAL DATA

APPROVAL STAMP

JOB NAME _____

TYPE _____

WATTAGE _____ VOLTAGE _____

CATALOG NUMBER _____

LIMITED WARRANTY: CATALOGED KIRLIN FIXTURES ARE WARRANTED FREE OF DEFECTS IN WORKMANSHIP OR MATERIAL FOR THREE YEARS FROM DATE OF PURCHASE. INSTALLED TON, E.C., IN NORMAL USE. Manufacturer at this option will replace or repair such fixture or refund the purchase price on presentation of proof of purchase and defective fixture at the offices of manufacturer within three years of original shipment. Liability of manufacturer is limited to the foregoing, and manufacturer shall not be liable for any other damages, direct or indirect, sustained or incurred by purchase or any person. This warranty is supplied for the buyer's place of use only. No other warranties, expressed or implied. Seller does not warrant as to merchantability or fitness for a particular use, nor will any oral statement constitute a warranty or amend this specific warranty. Abnormal use, abuse of the fixture, improper installation, or repair or modification of the fixture without prior written authorization from the manufacturer will void the warranty.