


Downlight or Offset Distribution: Pool / Sport Court

20¹/₂"



Features

Lamp

- Designed for: 400 watt coated E/ED/BT-37 horizontal or universal.
- See Option -43 for optional lower wattage.
- Option -23 for Mercury, Option -24 for HPS.

Socket

- Mogul base. Glazed porcelain.
- RS52057: Horizontal.
- RS52058: Offset horizontal.
- Nickel-plated brass screw shell. Silicone leads.

Reflector

- GlasSurfaced™ multi-faceted specular aluminum.

Trim Assembly

- UV absorbing tempered low brightness prismatic flat glass.
- White rust-free polished nickel stainless door (304-L) and captive thumb screw. Slender with concealed hinges for fast relamping.
- Attractively beveled extruded aluminum frame tooled to ensure close fit with door.
- Drop guard with tempered prismatic flat glass available. Protects against thrown objects (Option -DG).
- Tamper-proof vandal resistant door screw available (Option -26).

- Counter-sunk flush door screw for sports courts available (Option -67).

Ballast Assembly

- WhisperPack™ fully encapsulated 180°C rated HPF ballast.
- Premium Class H: CWA with 10:10 regulation.
- Capacitor supplied.
- 120-volt standard or see optional voltages.
- Cool, quiet, long-life. Silicone leads.

Fuse

- Fused primary. Renewable. Aids servicing.

Housing

- Halogen resistant finish: will not rust in heavily chlorinated atmosphere.
- Acrylic enameled aluminum.
- Cool. Dissipates heat across entire surface area.
- Rustproof. Exceeds 1000 hour ASTM 5% salt spray test.

- Entire luminaire serviced through removable trim assembly.

Outlet Box

- Prewired 14 GA (NEC) galvanized steel, UL listed.
- Removable insulated cover.
- 1/2" and 3/4" knockouts.

Installation

- 27" galvanized bar hangers supplied (2).
- Fully adjustable universal mounting brackets supplied (2).
- Recesses indoor or outdoor in covered locations.
- In wet plaster, use plaster frame (Option -47).

UL Listing

- Wet, damp or dry locations, covered ceilings.
- Through-branch circuit conductors (6 #12).

Three Year Limited Warranty

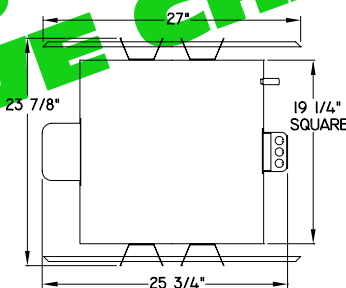
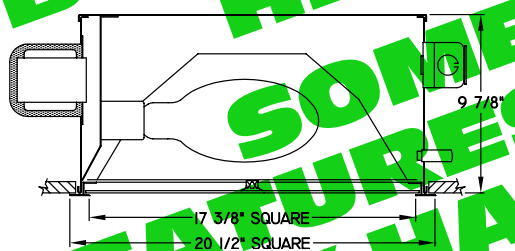
- Complete standard fixture.

Thermal Protection

- Per current NEC.

RS52057 HAS BEEN REPLACED BY RS52058 HAS BEEN REPLACED BY HRD-174-PR HRD-177-PR SOME DESIGN CHANGES OR OPTIONS MAY HAVE CHANGED

RS52057

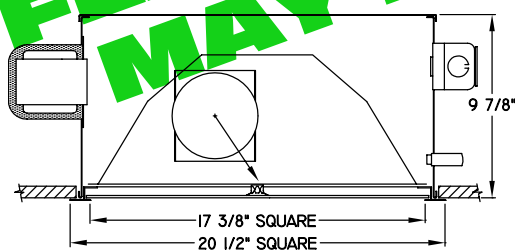


Cone of Light*

Ft.	FC	Dia.
6	288.6	7.1
8	162.3	9.5
10	103.9	11.8
12	72.2	14.2
14	53.0	16.6
16	40.6	18.9

RS52057

RS52058



Cone of Light Key

- Ft.** Distance from fixture
 - FC** Footcandles (average)
 - Dia.** Circle of light at 50% of FC
- * Dia. (in ft.) shown is where FC value is half the FC at nadir.

THE KIRLIN COMPANY

3401 EAST JEFFERSON AVENUE • DETROIT, MICHIGAN 48207-4232
(313) 259-6400 • Fax: (313) 259-9409 OR (313) 259-3121

HIGH EFFICIENCY
METAL HALIDE LIGHTING

LAMP	WATTAGE
E/ED/-BT-37	400
E/ED/-BT-37	400

CATALOG NUMBERS
RS52057
RS52058

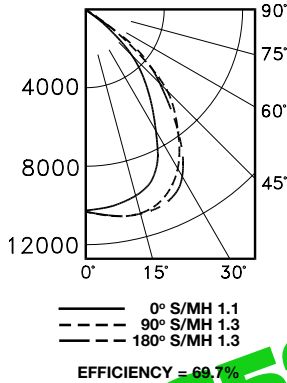
THE KIRLIN COMPANY RESERVES THE RIGHT TO CHANGE, WITHOUT NOTICE, DETAILS OR SPECIFICATIONS IN PRODUCT DESIGN.

Detailed Photometry - Installed Fixture

RS52057

CANDLEPOWER DISTRIBUTION

COEFFICIENTS OF UTILIZATION



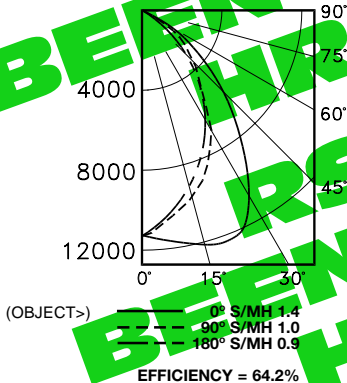
	0.0	45.0	90.0	135.0	180.0
0	10390	10390	10390	10390	10390
5	10230	10331	10534	10645	10594
15	9645	10301	10939	11253	10939
25	8630	9369	9977	10989	10453
35	6503	7070	8002	8731	8305
45	4213	4649	5510	5743	5328
55	2289	2502	2522	3006	2836
65	1114	1327	1388	1550	1337
75	709	719	729	831	831
90	284	283	243	263	263
100	0	0	0	0	0

RF	20						
	80			50			
RC	70	50	30	10	50	30	10
1	77	74	72	69	70	68	66
2	71	66	62	59	63	60	57
3	66	60	55	51	56	53	49
4	61	54	48	44	51	47	43
5	57	49	43	39	47	42	38
6	53	44	39	35	43	38	34
7	49	41	35	31	39	34	31
8	46	37	32	28	36	31	28
9	43	35	29	26	33	29	26
10	41	32	27	24	31	27	23

RS52058

CANDLEPOWER DISTRIBUTION

COEFFICIENTS OF UTILIZATION



	0.0	45.0	90.0	135.0	180.0	315.0
0	11278	11278	11278	11278	11278	11278
5	11628	11263	10959	10777	11709	11709
15	12195	11020	9663	9298	12073	12073
25	11952	10189	7819	7394	11769	11769
35	9804	8083	5733	5611	10048	10048
45	6462	5145	3646	3484	6421	6421
55	2836	2735	1924	1560	3322	3322
65	1519	1276	972	891	1499	1499
75	810	729	608	486	871	871
85	263	223	243	162	243	243
90	0	0	0	0	0	0

RF	20						
	80			50			
RC	70	50	30	10	50	30	10
1	71	69	66	64	65	63	61
2	66	61	58	55	58	55	53
3	61	55	51	47	53	49	46
4	57	50	45	42	48	44	41
5	53	46	40	37	44	39	36
6	49	42	37	33	40	36	32
7	46	38	33	30	37	32	29
8	43	35	30	27	34	30	27
9	40	33	28	25	32	27	24
10	38	30	26	23	29	25	22

Distribution curve and S/MH data shown above for RS52057 is 90° to lamp axis.

Options

- 23 Mercury ballast instead. 400MO standard or see Option -43. Specify voltage.
- 24 HPS ballast instead. 400MO standard or see Option -43. Specify voltage.
- 26 Tamper-proof recessed hex, center pin, button door screw with key. One key provided per ten fixtures.
- 35 Silver enameled frame finish instead.
- 36 Gold enameled frame finish instead.
- 37 Bronze enameled frame finish instead.
- 38 Black enameled frame finish instead.
- 43 Lower wattage - specify voltage and wattage for: Metal Halide: 250, 175MO; Mercury: 250, 175MO; HPS: 250, 150MO.
- 45 Gasket above trim flange (between trim and ceiling).
- 46 Gasket between trim and lens.
- 47 Galvanized steel plaster frame for wet plaster ceiling.
- 49 Extra circuit DCB socket. (250 watt max.) Must not be energized simultaneously with main source.
- 58 277 volt 60 Hz. ballast instead.
- 65 Relay and DCB socket. (250 watt max.) With fixture energized, provides immediate light during HID outage. Also see Option -66.
- 66 Time delay relay and DCB socket. (250 watt max.) When energized, provides light until HID reaches 70% output.
- 67 Counter-sunk flush door screws instead. Recommended for sport court applications.
- 85 White aluminum ceiling pan with fixture/trim cutout (RS52058); for 2x2 lay-in ceiling.
- 94 Custom color trim frame. Consult factory.
- 97 Other voltage ballasts. Consult factory.
- 99 Special modification. Consult factory.
- DG Drop Guard with tempered prismatic flat glass. Protects against thrown objects. Galvanized steel. White acrylic finish.
- LP With lamp. Specify source, wattage, color temperature, and clear or coated (3200°K standard for MH). Consult factory for other color temperatures.
- LS With tungsten halogen standby lamp. (250 watt max.) Use only with Options -49, -65 or -66.

SUBMITTAL DATA

APPROVAL STAMP

JOB NAME _____

TYPE _____

WATTAGE _____ VOLTAGE _____

CATALOG NUMBER _____

LIMITED WARRANTY: CATALOGUED KIRLIN FIXTURES ARE WARRANTED FREE OF DEFECTS IN WORKMANSHIP OR MATERIAL FOR THREE YEARS FROM DATE OF PURCHASE. INSTALLATION MUST BE IN ACCORDANCE WITH THE MANUFACTURER'S INSTRUCTIONS. THE PURCHASER'S PRESENTATION OF PROOF OF PURCHASE AND DEFECTIVE FIXTURE AT THE OFFICE OF MANUFACTURER WITHIN THREE YEARS OF ORIGINAL SHIPMENT, AND MANUFACTURER SHALL NOT BE LIABLE FOR ANY OTHER DAMAGES, DIRECT OR INDIRECT, SUSTAINED OR SUFFERED BY PURCHASER OR ANY PERSON. THIS WARRANTY IS SUPPLIED TO THE BUYER IN PLACE OF ALL OTHER WARRANTIES, EXPRESSED OR IMPLIED. SELLER DOES NOT WARRANT AS TO MERCHANTABILITY OR FITNESS FOR A PARTICULAR USE, AND WILL NOT ACCEPT LIABILITY FOR A PARTICULAR USE, ABUSE OF THE FIXTURE, IMPROPER INSTALLATION, OR REPAIR, OR MODIFICATION OF THE FIXTURE WITHOUT PRIOR WRITTEN AUTHORIZATION FROM THE MANUFACTURER. SEE THE WARRANTY CARD.