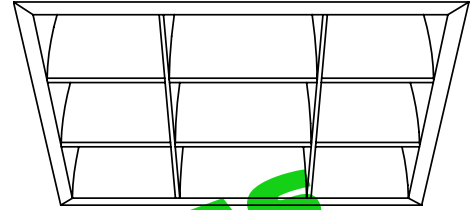


NINE CELL PARABOLIC LOUVER: AIRPORT / OFFICE COMPLEX

12"



Features

Lamp

- 100 watt coated E/ED-17 universal.
- See Option -43 for optional lower wattage.
- Option -23 for Mercury, Option -24 for HPS.

Socket

- Horizontal. Medium base. Pulse rated.
- Glazed porcelain.
- Nickel-plated brass screw shell. Silicone leads.

Reflector

- GlasSurfaced™ multi-faceted specular aluminum.

Trim Assembly

- 9 cell semi-specular clear anodized aluminum parabolic louver.
- UV absorbing tempered low brightness prismatic flat glass above louver.
- 3" depth of louver provides superior shielding angle and low brightness.
- Self-flanged trim.
- Springs retain snug fit to ceiling.
- 4 cell semi-specular clear parabolic louver (6" nominal quadrants) available (Option -95).

Ballast Assembly

- WhisperPack™ fully encapsulated 180°C rated HPF ballast.
- Premium Class H; high reactance with 5:12 regulation.
- Capacitor and ignitor supplied.
- 120 volt standard or see optional voltages.
- Cool, quiet, long-life. Silicone leads.
- Visible and easily serviced in all ceilings including dry wall.

Fuse

- Fused primary. Renewable. Aids servicing.

Housing

- Acrylic enameled aluminum.
- Cool: Dissipates heat across entire surface area.
- Rustproof: Exceeds 1000 hour ASTM 5% salt spray test.
- Entire luminaire serviced through removable trim assembly.
- Built-in plaster frame.

Outlet Box

- Prewired 14 GA (NEC) galvanized steel, UL listed.
- Removable insulated cover.
- 1/2" and 3/4" knockouts.

Installation

- 27" galvanized channel bar hangers supplied (2).
- Fully adjustable universal mounting brackets supplied (2).
- Recesses indoor or outdoor in covered locations.

UL Listing

- Wet, damp or dry locations, covered ceilings.
- Through-branch circuit conductors (6 #12).

Three Year Limited Warranty

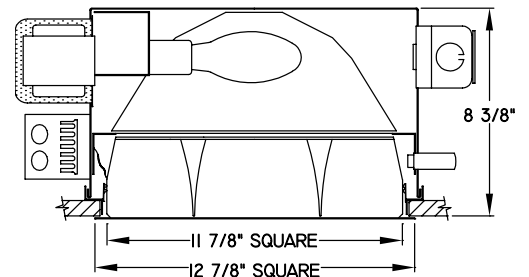
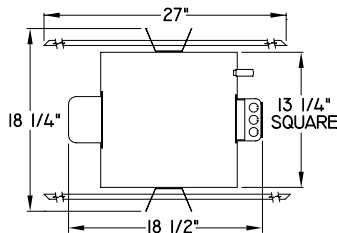
- Complete standard fixture.

Thermal Protection

- Per current NEC.

THIS FIXTURE HAS BEEN REPLACED BY THE RS-116 AND SOME DESIGN FEATURES HAVE BEEN CHANGED

APPROVAL STAMP



THE KIRLIN COMPANY

3401 EAST JEFFERSON AVENUE ■ DETROIT, MICHIGAN 48207-4232
(313) 259-6400 ■ FAX: (313) 259-9409 OR (313) 259-3121

**HIGH EFFICIENCY
METAL HALIDE LIGHTING**

LAMP
E/ED-17

WATTAGE
100

RS51268

DATA

SUBMITTAL

VOLTAGE

WATTAGE

TYPE

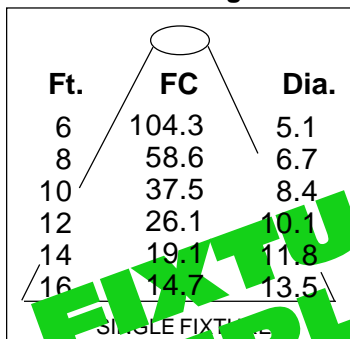
MODEL

JOB NAME

LOCATION

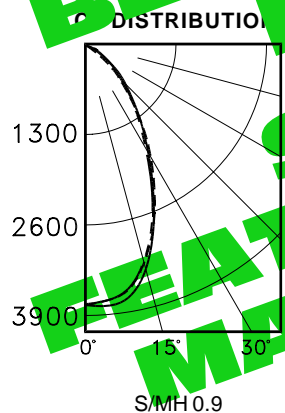
Performance at a Glance - Installed Fixture

Cone of Light



Cone of Light
Ft. Distance from fixture
Dia. Circle of light
FC (ft.) shows distance where FC is half the diameter

Photometrics



EFFICIENCY = 54.7%

CANAL POWER DISTRIBUTION	COEFFICIENT OF UTILIZATION						
	80			20			
	70	50	30	10	50	30	10
0	3753	3753	3753	3753	3753	3753	3753
5	3766	3707	3682	3686	3709		
10	3280	3238	3211	3231	3246		
15	2194	2285	2322	2348	2182		
20	1316	1300	1404	1301	1254		
25	687	615	665	596	637		
30	310	251	251	227	246		
35	75	58	59	51	63		
40	22	18	19	16	18		
45	3	4	8	3	2		
50	0	0	0	0	0		

Distribution curve and S/MH data shown are 90° to lamp axis.

Options

- 23 Mercury ballast instead. 100ME standard or see Option -43. Specify voltage.
- 24 HPS ballast instead. 100ME standard or see Option -43. Specify voltage.
- 29 White Son ballast instead. For ED-17 medium base lamp. 100 watt standard in 120 volt only. Consult factory for 277 volt.
- 43 Lower wattage medium base - specify voltage and wattage for: Metal Halide: 70, 50; Mercury: 75, 50; HPS: 70, 50, 35; White Son: 50.
- 45 Gasket above trim flange (between trim and ceiling).
- 49 Extra circuit DCB socket. (100 watt max.) Must not be energized simultaneously with main source.
- 58 277 volt 60 Hz. ballast instead.
- 65 Relay and DCB socket. (100 watt max.) With fixture energized, provides immediate light during HID outage. Also see Option -66.
- 66 Time delay relay and DCB socket. (100 watt max.) When energized, provides light until HID reaches 70% output.
- 94 Custom color trim assembly.
- 95 Consult factory.
- 96 4 cell semi-specular clear parabolic louver (6" nominal quadrants) instead.
- 97 Other voltage ballasts. Consult factory.
- 99 Special modification. Consult factory.
- LP With lamp. Specify source, wattage, color temperature, and clear or coated (3200°K standard for MH). Consult factory for other color temperatures.
- LS With tungsten halogen standby lamp. (100 watt max.) Use only with Options -49, -65 or -66.

THE KIRLIN COMPANY

3401 EAST JEFFERSON AVENUE ■ DETROIT, MICHIGAN 48207-4232
(313) 259-6400 ■ FAX: (313) 259-9409 OR (313) 259-3121

LIMITED WARRANTY: CATALOGUED KIRLIN FIXTURES ARE WARRANTED FREE OF DEFECTS IN WORKMANSHIP OR MATERIAL FOR THREE YEARS FROM DATE OF PURCHASE. INSTALLATION TO N.E.C. IN NORMAL USE. Manufacturer at this option will replace or repair such fixture or refund the purchase price on presentation of proof of purchase and defective fixture at the offices of manufacturer within three years of original shipment. Liability of manufacturer is limited to the foregoing, and manufacturer shall not be liable for any other damages, direct or indirect, sustained or suffered by purchaser or any person. This warranty is supplied to the buyer in place of all other warranties, expressed or implied. Seller does not warrant as to merchantability or fitness for a particular use, nor will any oral statement constitute a warranty or amend this specific warranty. Abnormal use, abuse of the fixture, improper installation, or repair, or modification of the fixture without prior written authorization from the manufacturer will render the warranty void.

THIS FIXTURE HAS BEEN REPLACED BY HRS-11164-43 SOME DESIGN FEATURES OR OPTIONS MAY HAVE CHANGED