

Efficient Triple Tube Wall Wash with Type IC

Features

Lamp

- Designed for:
 - 1 vertical Triple Tube 26 watt: RR90631.
 - 1 vertical Triple Tube 32 watt: RR90732.
- 4 pin GX24q-3 base.
- 90% lumen output maintained at ballast minimum operating temperature.
- Flicker-free starting, high light output, excellent color rendering (82 CRI).
- High efficiency with low operating costs.
- See Option -43 for lower wattage.

Ballast

- Regulating electronic high power factor, thermally protected, enclosed. -10°C (13°F) rated. THD is less than 10%.
- Built-in HLF filter.
- 120 volt standard or see optional voltages.
- Dimming optional. (See Option -39)
- Visible and easily serviced in all ceilings.

Fuse

- Available as Option -FS.

Reflector

- Inner: Self-flanged low iridescence specular Alzak® aluminum. Adjusts 360° for precise wall wash position.
- Optional SofTex softly etched Clear, Dune, Champagne Gold or Wheat lower reflectors available.
- Optional double wall wash available.

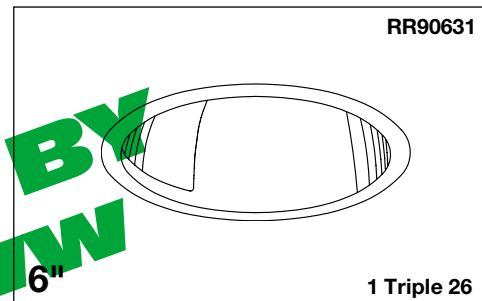
- Outer: Etched and anodized 100% aluminum for uniform wall washing.
- Housing**
 - Acrylic enameled aluminum.
 - Cool: Dissipates heat across entire surface area. Ventilated.
 - Rustproof: Exceeds 1000 hour ASTM 5% salt spray test.
 - Entire luminaire serviced through removable reflector.
 - Prewired outlet box, 14GA (NEC) galvanized steel. UL listed. Accessible through fixture opening.
 - Built-in plaster frame.

Installation


- 27" hanger bars supplied (2).
- Fully adjustable universal mounting brackets supplied (2).
- Reflector and socket bracket adjust as unit for ease of installation.
- Recesses indoor or outdoor in covered locations.
- UL, C-UL (Canada) Listings**
 - Wet, damp or dry locations, covered ceilings.
 - Through-branch circuit conductors (6 #12).
 - Type IC - Approved for direct contact with insulation.

Three Year Limited Warranty

- Complete standard fixture.



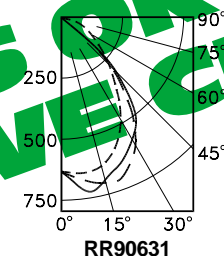
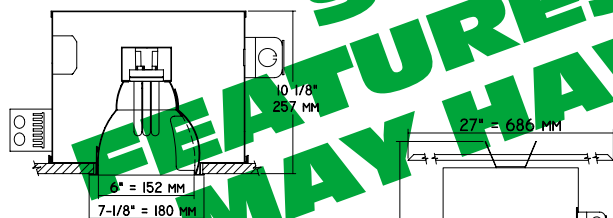
RR90631
6" 1 Triple 26
64% Efficiency
Inconspicuous Accent Lighting



RR90732
7 1/2" 1 Triple 32
65% Efficiency
Dimming Optional

Performance at a Glance

RR90631

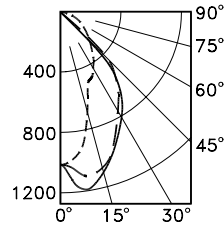
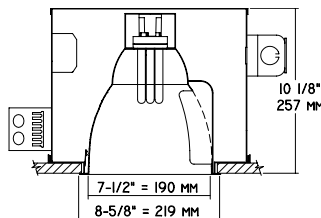


RR90631
WALL > --- 0°
--- 90°
--- 180°

DISTANCE FROM CEILING IN FEET	SINGLE FIXTURE					MULTIPLE FIXTURES					
	1'	2'	3'	4'		3' CENTERS	3' CENTERS	4' CENTERS	4' CENTERS		
FIXTURE INSTALLED 3' FROM WALL											
1	0.4	0.4	0.4	0.3	0.3	2.3	2.3	2.3	2.0	1.9	2.0
2	1.1	0.7	0.4	0.4	0.3	3.1	2.5	3.1	2.7	2.1	2.7
3	12.0	9.3	4.3	0.6	0.4	14.5	15.5	14.5	13.7	9.8	13.7
4	10.9	9.5	6.7	3.6	1.5	19.4	19.0	19.4	14.7	14.7	14.7
5	8.2	7.5	6.0	4.2	2.6	18.4	18.5	18.4	14.3	13.9	14.3
6	6.0	5.6	4.8	3.7	2.7	16.1	16.3	16.1	12.5	12.3	12.5
7	4.5	4.3	3.7	3.1	2.5	13.9	14.1	13.9	10.8	10.8	10.8
8	3.4	3.2	2.9	2.5	2.1	11.8	11.9	11.8	9.3	9.2	9.3
9	2.7	2.5	2.4	2.1	1.8	10.3	10.3	10.3	8.2	8.0	8.2

RR90631

RR90732



RR90732

DISTANCE FROM CEILING IN FEET	SINGLE FIXTURE					MULTIPLE FIXTURES					
	1'	2'	3'	4'		3' CENTERS	3' CENTERS	4' CENTERS	4' CENTERS		
FIXTURE INSTALLED 3' FROM WALL											
1	5.5	4.0	1.6	0.7	0.5	8.4	7.5	8.4	7.6	4.8	7.6
2	5.1	4.0	3.5	2.3	1.3	11.5	10.2	11.5	8.8	8.7	8.8
3	15.4	12.2	6.0	1.3	1.0	20.3	22.2	20.3	18.7	14.3	18.7
4	13.6	13.0	8.7	4.5	2.0	24.9	26.2	24.9	19.0	19.6	19.0
5	10.4	10.2	8.1	5.3	3.3	23.6	25.0	23.6	18.3	18.8	18.3
6	7.8	7.7	6.5	4.8	3.5	21.0	21.8	21.0	16.2	16.6	16.2
7	6.0	5.9	5.1	4.1	3.2	18.5	18.9	18.5	14.2	14.4	14.2
8	4.7	4.5	4.0	3.4	2.8	16.0	16.2	16.0	12.5	12.5	12.5
9	3.8	3.7	3.4	2.9	2.5	14.0	14.2	14.0	11.0	11.0	11.0

RR90732

THE KIRLIN COMPANY

3401 EAST JEFFERSON AVENUE • DETROIT, MICHIGAN 48207-4232
(313) 259-6400 • Fax: (313) 259-9409 OR (313) 259-3121

CENTURY SERIES
ARCHITECTURAL
COMPACT FLUORESCENT LIGHTING

MAXIMUM WATTAGE

1 Triple 26
1 Triple 32

CATALOG NUMBERS

RR90631
RR90732

THE KIRLIN COMPANY RESERVES THE RIGHT TO CHANGE, WITHOUT NOTICE, DETAILS OR SPECIFICATIONS IN PRODUCT DESIGN.

Alzak® is a registered trademark of ALCOA.

Detailed Photometry - Installed Fixture

FROM I.T.L. (BOULDER, CO) RR90631: TEST NUMBER 41573
RR90732: TEST NUMBER 42375

RR90631

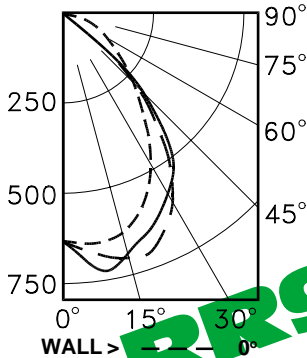
*LER = 37.2
•AEC = \$6.45

CANDLEPOWER DISTRIBUTION

	0.0	45.0	90.0	135.0	180.0
0	625	625	625	625	625
5	634	649	685	664	640
15	630	683	675	731	695
25	543	560	603	616	634
35	437	448	626	501	517
45	286	264	338	308	331
55	109	99	9	10	18
65	61	66	3	2	2
75	30	27	1	1	1
85	6	5	0	1	1
90	0	0	0	0	0

COEFFICIENTS OF UTILIZATION

RF	20						
	80			50			
	70	50	30	10	50	30	10
RC							
RW	72	70	68	66	66	65	63
1	68	64	61	58	60	58	56
2	63	58	54	51	55	52	50
3	59	53	49	45	51	47	45
4	55	49	44	41	47	43	40
5	52	45	40	37	43	39	36
6	48	41	37	33	40	36	33
7	45	38	33	30	37	33	30
8	43	35	31	28	34	30	28
9	40	33	28	25	32	28	25
10							



LER = Lumen Efficacy Rating
LER = Lumens per Watt
Input Watts

AEC = Annual Energy Cost per
100 lumens per foot (3000
hours use @ 1 Kw/h).

RR90732


*LER = 40.2
•AEC = \$5.97

CANDLEPOWER DISTRIBUTION

	0.0	45.0	90.0	135.0	180.0
0	1000	1000	1000	1000	1000
5	946	1019	1134	1088	1044
15	688	882	1095	1160	1078
25	476	660	887	855	844
35	393	485	716	661	667
45	279	307	403	368	423
55	205	196	15	38	63
65	77	74	15	74	130
75	2	2	2	6	7
85	0	0	0	0	0
90	0	0	0	0	0

COEFFICIENTS OF UTILIZATION

RF	20						
	80			50			
	70	50	30	10	50	30	10
RC							
RW	73	71	69	67	67	65	64
1	68	64	61	59	61	59	57
2	64	59	55	52	56	53	50
3	60	54	49	46	51	48	45
4	56	49	45	41	47	43	41
5	52	45	41	37	44	40	37
6	49	42	37	34	40	36	33
7	46	39	34	31	38	34	31
8	43	36	31	28	35	31	28
9	41	34	29	26	33	29	26
10							



Estimated Multipliers

- 70 SoftTex Clear: CP x .93
- 71 SoftTex Dune: CP x .87
- 90 SoftTex Champagne Gold: CP x .90
- 91 SoftTex Wheat: CP x .87

Options

- 31 White reflector trim, self-flanged.
- 32 Trim extender. Broadens trim flange O.D. by 1" to cover larger ceiling opening.
- 39 Installed electronic dimming ballast for 32 watt. Consult factory for 18 or 26 watt. Also see Options -LE and -WD. Indoor use.
- 43 Lower wattage triple tube: Specify 1-18 watt (RR90631); 1-18 or 1-26 watt (RR90732).
- 45 Gasket above reflector flange. Stops dust streaks on ceiling.
- 58 277 volt 60 Hz. ballast instead.
- 70 SoftTex Clear softly etched self-flanged inner reflector. Resists smudges. (CP x .93)

- 71 SoftTex Dune softly etched self-flanged inner reflector. Resists smudges. (CP x .87)
- 73 Internal emergency "Ni-Cad" battery pack concealed in housing. Switch and light unobtrusively located inside inner reflector. For indoor use.
- 79 Extension collar for up to 2" thick ceilings.
- 90 SoftTex Champagne Gold softly etched self-flanged inner reflector. Resists smudges. (CP x .90)
- 91 SoftTex Wheat softly etched self-flanged inner reflector. Resists smudges. (CP x .87)
- 94 Specular Pewter or Umber or other specified custom color self-flanged inner reflector. Consult factory.

- 97 Other voltage ballast. Consult factory.
- 98 347 volt 60 Hz. ballast instead. Consult factory for dimming.
- 99 Special modification. Consult factory.
- CW Cold weather electronic HPF ballast. -18°C to -20°C (0°F to -5°F).
- DW Double wall wash. 180° opposite.
- FS Fused. Replaceable. Aids servicing.
- LE With 4-pin electronic Triple Tube amalgam lamp. 82 CRI and 10,000 hour life. 3500°K or consult factory for 2700°K, 3000°K, 4100°K. Specify wattage and color temperature.
- WD Wall Dimmer for use with Option -39. Consult factory for use with 18 or 26 watt.

SUBMITTAL DATA

APPROVAL STAMP

JOB NAME _____

TYPE _____

WATTAGE _____ VOLTAGE _____

CATALOG NUMBER _____

LIMITED WARRANTY: CATALOGUED KIRLIN FIXTURES ARE WARRANTED FREE OF DEFECTS IN WORKMANSHIP OR MATERIAL FOR THREE YEARS FROM DATE OF PURCHASE. INSTALLATION, NORMAL USE, MANUFACTURER AT HIS OPTION WILL REPAIR OR REPLACE SUCH FIXTURE OR REPAIR THE PURCHASE PRICE OR PRESENTATION OF PROOF OF PURCHASE AND DEFECTIVE FIXTURE AT THE OFFICE OF MANUFACTURER WITHIN THE REAR YEARS OF ORIGINAL INCEPTION. LIABILITY OF MANUFACTURER IS LIMITED TO THE FOREGOING, AND MANUFACTURER SHALL NOT BE LIABLE FOR ANY OTHER DAMAGES, DIRECT OR INDIRECT, SUSTAINED OR SUFFERED BY PURCHASER OR ANY PERSON. THIS WARRANTY IS SUPPLIED FOR THE EXCLUSIVE PLACE OF OTHER WARRANTIES, EXPRESSED OR IMPLIED. SELLER DOES NOT WARRANT AS TO MERCHANTABILITY OR FITNESS FOR A PARTICULAR USE, NOR WILL ANY STATEMENT CONSTITUTE A WARRANTY OR AMEND THE SPECIFIC WARRANTY. ABNORMAL USE, ABUSE OF THE FIXTURE, IMPROPER INSTALLATION, OR REPAIR, OR MODIFICATION OF THE FIXTURE WITHOUT PRIOR WRITTEN AUTHORIZATION FROM THE MANUFACTURER WILL VOID THE WARRANTY.