

Type IC Vertical Quad Luminaires

Features

Lamp

- Designed for:
 - 1 vertical Quad 9 watt: RR90401.
 - 1 vertical Quad 13 watt: RR90602.
- 2 pin base (G23: Q9 and GX23: Q13).
- See Option -43 for lower wattage.

Ballast

- Thermally protected, encased and potted standard.
- High power factor standard.
- 120 volt standard or see optional voltages.
- Consult factory for dimming RR90602. (See Option -39)
- Electronic optional for RR90602. (See Option -96)
- Visible and easily serviced in all ceilings.

Fuse

- Available as Option -FS.

Reflector

- Self-flanged low iridescence specular Alzak® aluminum. Compound curved.
- Optional SofTex softly etched Clear, Dune, Champagne Gold or Wheat available.
- Optional OptiGroove assembly available for RR90602.

Housing

- Acrylic enameled aluminum.
- Cool: Dissipates heat across entire surface area. Ventilated.
- Rustproof: Exceeds 1000 hour ASTM 5% salt spray test.
- Entire luminaire serviced through removable reflector.
- Prewired outlet box; 14 GA (NEC) galvanized steel, UL listed. Accessible through fixture opening.
- Built-in plaster frame.

Installation

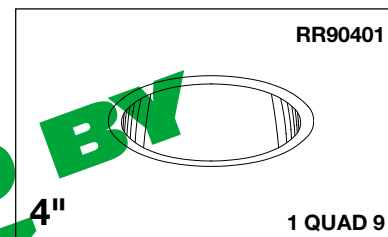
- 27" hanger bars supplied (2).
- Fully adjustable universal mounting brackets supplied (2).
- Reflector and socket bracket adjust as unit for ease of installation. (RR90602)
- Recesses indoor or outdoor in covered locations.

UL, C-UL (Canada) Listings

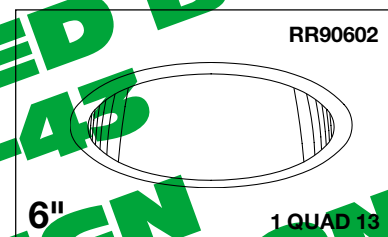
- Wet, damp or dry locations, covered ceilings.
- Through-branch circuit conductors (6 #12).
- Type IC - Approved for direct contact with insulation.

Three Year Limited Warranty

- Complete standard fixture.



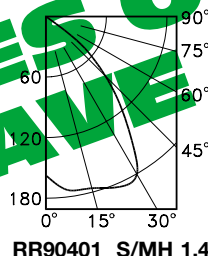
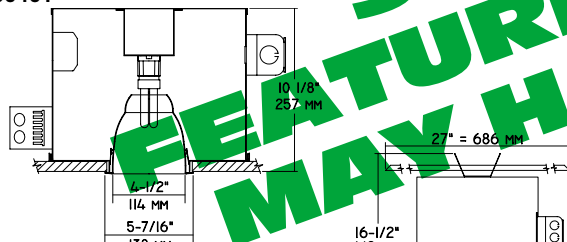
Type IC
Inconspicuous 4" Aperture



Type IC
60 Watt Incandescent Equivalent

Performance at a Glance

RR90401



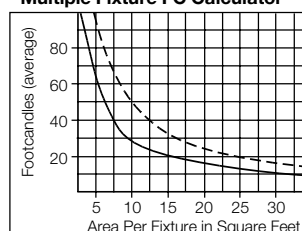
RR90401 S/MH 1.4

Cone of Light*

Ft.	FC	Dia.
6	4.3	8.0
8	2.4	10.7
10	1.6	13.4
12	1.1	16.0
14	0.8	18.7
16	0.6	21.4

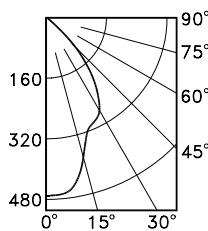
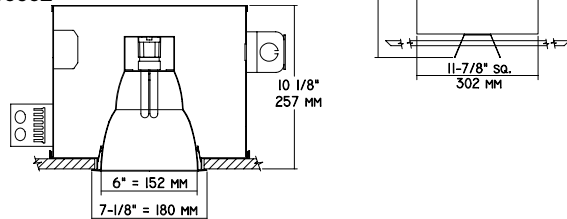
RR90401

Multiple Fixture FC Calculator **



RR90401 ——— RR90602 — — —

RR90602



RR90602 S/MH 0.8

Cone of Light*

Ft.	FC	Dia.
6	13.0	4.1
8	7.3	5.5
10	4.7	6.9
12	3.3	8.3
14	2.4	9.7
16	1.8	11.1

RR90602

Cone of Light Key

- Ft. Distance from fixture
- FC Footcandles (average)
- Dia. Circle of light at 50% of FC

* Dia. (in ft.) shown is where FC value is half the FC at nadir.
** Based on RCR2; ceiling 70%; wall 50%; floor 20%. Use S/MH shown for each fixture.

THE KIRLIN COMPANY

3401 EAST JEFFERSON AVENUE • DETROIT, MICHIGAN 48207-4232
(313) 259-6400 • Fax: (313) 259-9409 OR (313) 259-3121

CENTURY SERIES
ARCHITECTURAL
COMPACT FLUORESCENT LIGHTING

MAXIMUM WATTAGE

1 Quad 9
1 Quad 13

CATALOG NUMBERS

RR90401
RR90602

THE KIRLIN COMPANY RESERVES THE RIGHT TO CHANGE, WITHOUT NOTICE, DETAILS OR SPECIFICATIONS IN PRODUCT DESIGN.

Alzak® is a registered trademark of ALCOA.

RR90401 RR90602

RECESSED ROUND: QUAD 9 and 13 WATT OPEN COMPACT FLUORESCENT

KIRLIN

Detailed Photometry - Installed Fixture

FROM I.T.L. (BOULDER, CO) RR90601: TEST NUMBER 41117
RR90602: TEST NUMBER 41104

RR90401

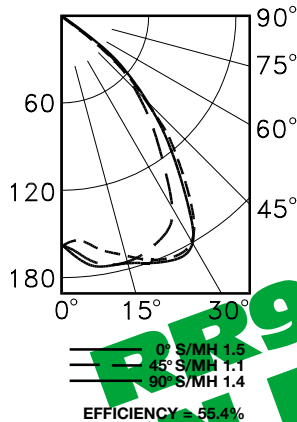
*LER = 23.3
•AEC = \$10.31

CANDLEPOWER DISTRIBUTION

	0.0	22.5	45.0	37.5	90.0
0	156	156	156	156	156
5	154	162	165	166	169
15	169	166	174	171	176
25	185	177	164	174	185
35	156	144	129	138	152
45	84	85	76	85	88
55	20	21	24	24	24
65	1	1	1	1	1
75	0	0	0	0	0
85	0	0	0	0	0
90	0	0	0	0	0

COEFFICIENTS OF UTILIZATION

RF	20					
RC	80			50		
RW	70	50	30	10	50	10
1	63	61	59	58	57	55
2	59	55	53	50	53	49
3	55	51	47	45	48	43
4	51	46	42	40	44	39
5	48	42	38	35	41	35
6	45	39	35	32	37	31
7	42	36	32	29	34	28
8	39	33	29	26	32	26
9	37	30	26	24	29	24
10	35	28	24	22	27	22



RR90602


*LER = 22.2
•AEC = \$10.80

CANDLEPOWER DISTRIBUTION

	0.0	22.5	45.0	67.5	90.0
0	468	468	468	468	468
5	471	470	477	337	465
15	365	333	336	275	368
25	284	271	244	223	291
35	231	222	195	106	227
45	109	105	95	3	107
55	3	3	3	1	3
65	1	1	1	0	0
75	0	0	0	0	0
85	0	0	0	0	0
90	0	0	0	0	0

COEFFICIENTS OF UTILIZATION

RF	20					
RC	80			50		
RW	70	50	30	10	50	10
1	65	63	61	60	59	57
2	61	58	55	53	55	51
3	57	53	50	48	51	47
4	54	49	46	43	47	42
5	51	46	42	39	44	39
6	48	42	38	36	41	35
7	45	39	35	33	38	32
8	43	37	33	30	36	30
9	40	34	30	28	33	28
10	38	32	28	26	31	26



Estimated Multipliers

-70 SofTex Clear: CP x .93
-71 SofTex Dune: CP x .67
-90 SofTex Champagne Gold: CP x .90
-91 SofTex Wheat: CP x .87
-OG Black OptiGroove: CP x .75

Options

- 31 White reflector trim, self-flanged.
- 32 Trim extender. Broadens trim flange O.D. by 1" to cover larger ceiling opening.
- 39 Consult factory for installed electronic dimming ballast for RR90602. Also see -LE and -WD.
- 43 Lower wattage: 1Q9 watt for RR90602 only.
- 45 Gasket above reflector flange. Stops dust streaks on ceiling.
- 58 277 volt 60 Hz. ballast instead.
- 70 SofTex Clear softly etched self-flanged reflector. Resists smudges. (CP x .93)
- 71 SofTex Dune softly etched self-flanged reflector. Resists smudges. (CP x .87)
- 73 Internal emergency "Ni-Cad" battery pack concealed in housing. Switch and light unobtrusively located inside reflector. For indoor use.
- 79 Extension collar for up to 2" thick ceilings.
- 82 Sloped ceiling adapter (RR90602). Specify slope up to 30° in 5° increments.
- 90 SofTex Champagne Gold softly etched self-flanged reflector. Resists smudges. (CP x .90)
- 91 SofTex Wheat softly etched self-flanged reflector. Resists smudges. (CP x .87)
- 94 Specular Pewter or other specified custom color self-flanged reflector. Consult factory.
- 96 Regulating electronic high power factor 0°F ballast instead (RR90602: Q13 only). Also see Option -LE.
- 97 Other voltage ballast. Consult factory.
- 98 347 volt 60 Hz. ballast instead. Consult factory for dimming or Q13 electronic.
- 99 Special modification. Consult factory.
- FS Fused. Replaceable. Aids servicing.
- LE With 4-pin electronic lamp for use with Options -39 or -96 (RR90602 if available). 2700°K or consult factory. Specify wattage and color temperature.
- LP With lamp. 2700°K or consult factory. Specify wattage and color temperature. Also see -LE.
- OG OptiGroove black seamless tapered aluminum assembly for RR90602 only. White trim, self-flanged. (CP x .75)
- RF Radio interference filter. Eliminates line feedback.
- WD Wall Dimmer for use with Option -39 (RR90602 if available). Consult factory for availability.

SUBMITTAL DATA

APPROVAL STAMP

JOB NAME _____
TYPE _____
WATTAGE _____ VOLTAGE _____
CATALOG NUMBER _____

LIMITED WARRANTY: CATALOGED KIRLIN FIXTURES ARE WARRANTED FREE OF DEFECTS IN WORKMANSHIP OR MATERIAL FOR THREE YEARS FROM DATE OF PURCHASE. INSTALLATION TO N.E.C. IN NORMAL USE. Manufacturer at his option will replace or repair such fixture or refund the purchase price on presentation of proof of purchase and defective fixture at the office of manufacturer within three years of original shipment. Liability of manufacturer is limited to the foregoing, and manufacturer shall not be liable for any other damages, direct or indirect, sustained or suffered by purchaser or any person. This warranty is supplied to the buyer in place of all other warranties, express or implied. Seller does not warrant as to merchantability or fitness for a particular use, nor will any oral statement constitute a warranty or amend this specific warranty. Abnormal use, abuse of the fixture, improper installation, repair, or modification of the fixture without prior written authorization from the manufacturer will render the warranty void.