

Open Downlight QL Induction Lamp Luminaire

Features

Lamp (Included)

- 1 vertical QL 85 watt (by Philips).
- Electrode-less induction lamp with Power Coupler.
- Extra long 100,000 hour life.
- Flicker-free instant-on, high light output, excellent color rendering (>80 CRI).
- Indoor or outdoor use. -30°F rated.
- 3000°K standard. Add Option -LT for 4000°K.
- High efficiency with low operating costs.
- Resistant to voltage fluctuation.
- Vibration resistant.
- See Option -43 for 55 watt version.

Ballast

- Electronic high frequency generator.
- 120 volt standard.
- For 240 volt, specify Option -97.

Fuse

- Fused primary standard. Renewable. Serviceable from J-box.

Reflector

- Clear specular Alzak® aluminum upper reflector.

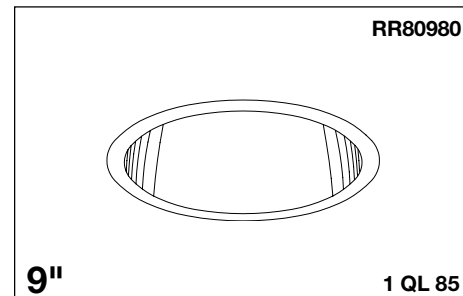
- SofTex softly etched aluminum lower reflector. Self-flanged. Non-iridescent. Resists fingerprints, smudges, dust.
- Optional SofTex Dune, Champagne Gold, Pewter or Wheat; or all white, clear Essence™ (Option -64) or Black specular Alzak lower reflectors.

Housing

- Acrylic enameled aluminum.
- Cool: Dissipates heat across entire surface area. Ventilated.
- Rustproof: Exceeds 1000-hour ASTM 5% salt spray test.
- Entire luminaire serviced through removable reflectors.
- Prewired outlet box, 14GA (NEC) galvanized steel. UL listed. Accessible through fixture opening.
- Built-in plaster frame.

Installation

- 27" hanger bars supplied (2).
- Fully adjustable universal mounting brackets supplied (2).
- Recesses indoor or outdoor in covered locations.



**100,000 Hour
Maintenance-free Operation**

**Constant Light Output
Indoor / Outdoor**

Attractive Architectural Design

Available in 55 Watt QL (Option -43)

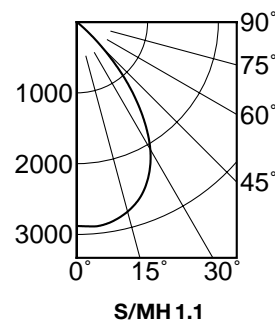
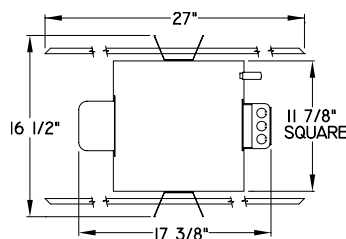
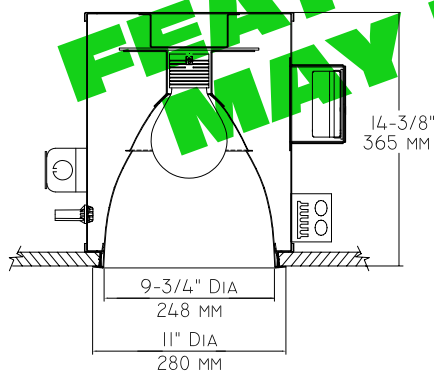
UL, C-UL (Canada) Listings

- Damp or dry locations, covered ceilings.
- Through-branch circuit conductors (6 #12).

Three Year Limited Warranty

- Complete standard fixture.
- **Thermal Protection (Per Current NEC)**
- Thermal protector included.

Performance at a Glance



Cone of Light Key

- Ft.** Distance from fixture
- FC** Footcandles (average)
- Dia.** Circle of light at 50% of FC

* Dia. (in ft.) shown is where FC value is half the FC at nadir.

Ft.	FC	Dia.
6	80.0	6.6
8	45.0	8.9
10	28.8	11.1
12	20.0	13.3
14	14.7	15.5
16	11.2	17.7

THE KIRLIN COMPANY

3401 EAST JEFFERSON AVENUE • DETROIT, MICHIGAN 48207-4232
(313) 259-6400 • Fax: (313) 259-9409 OR (313) 259-3121 • www.kirlinlighting.com

VOLTAGE

MAXIMUM WATTAGE

CATALOG NUMBER

**SECOND CENTURY SERIES
QL INDUCTION LIGHTING**

120V

QL 85

RR80980

DUE TO OUR CONTINUING EFFORT TO IMPROVE PRODUCTS, TECHNICAL INFORMATION IS SUBJECT TO CHANGE WITHOUT NOTICE.

Alzak® is a registered trademark of ALCOA.

RR80980

RECESSED ROUND: 85 WATT (MAXIMUM) QL INDUCTION

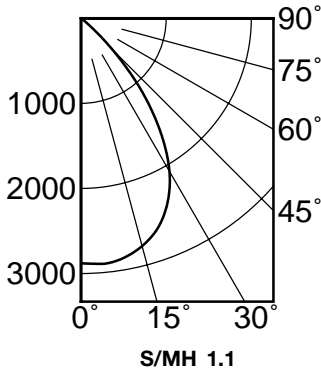
Detailed Photometry - Installed Fixture

FROM I.T.L. (BOULDER, CO) RR80980: TEST No. 51091
RR80980-64: TEST No. 51090

RR80980 (SofTex)

EFFICIENCY = 60.3%

*LER = 48.5 •AEC = \$4.95



CANDLEPOWER DISTRIBUTION

	0.0	22.5	45.0	67.5	90.0
0	2879	2879	2879	2879	2879
5	2897	2897	2897	2897	2897
15	2772	2772	2772	2772	2772
25	2400	2400	2400	2400	2400
35	1624	1624	1624	1624	1624
45	521	521	521	521	521
55	27	27	27	27	27
65	10	10	10	10	10
75	6	6	6	6	6
85	2	2	2	2	2
90	0	0	0	0	0

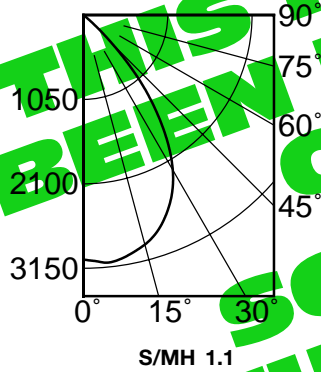
COEFFICIENTS OF UTILIZATION

RF	20						
	80			50			
	70	50	30	10	50	30	10
RC							
RW							
1	68	66	65	63	63	62	61
2	65	61	59	57	58	56	55
3	61	57	54	51	54	52	50
4	58	53	49	46	51	48	45
5	54	49	45	42	47	44	42
6	51	45	41	39	44	41	38
7	48	42	38	36	41	38	35
8	46	39	36	33	38	35	33
9	43	37	33	31	36	33	30
10	41	35	31	28	34	31	28

RR80980-64 (Clear Essence Alzak®)

EFFICIENCY = 63.5%

*LER = 51.0 •AEC = \$4.71



CANDLEPOWER DISTRIBUTION

	0.0	45.0	90.0	135.0	180.0
0	3042	3042	3042	3042	3042
5	3092	3092	3092	3092	3092
15	2956	2956	2956	2956	2956
25	2561	2561	2561	2561	2561
35	1744	1744	1744	1744	1744
45	523	523	523	523	523
55	7	7	7	7	7
65	4	4	4	4	4
75	2	2	2	2	2
85	0	0	0	0	0
90	0	0	0	0	0

COEFFICIENTS OF UTILIZATION

RF	20						
	80			50			
	70	50	30	10	50	30	10
RC							
RW							
1	72	70	68	67	66	65	64
2	68	65	62	60	62	60	58
3	64	60	57	54	57	55	53
4	61	56	52	49	53	50	48
5	57	52	48	45	50	47	44
6	54	48	44	41	47	43	41
7	51	45	41	38	44	40	38
8	48	42	38	35	41	37	35
9	46	39	35	32	38	35	32
10	43	37	33	30	36	32	30

Estimated Multipliers

-30 White: CP x .90
-71 SofTex Dune: CP x .87
-72 Black Alzak: CP x .77

-77 SofTex Pewter: CP x .87
-90 SofTex Champagne Gold: CP x .90
-91 SofTex Wheat: CP x .88

Options

- 30 White lower reflector, self-flanged.
- 31 White flange (only) on lower reflector.
- 32 Trim extender. Broadens flange O.D. by 1" to cover larger ceiling opening.
- 43 Lower wattage. QL 55 watt system instead.
- 45 Gasket above reflector flange.
- 64 Essence™ Clear specular Alzak self-flanged lower reflector.

- 71 SofTex Dune self-flanged lower reflector. (CP x .87)
- 72 Black specular Alzak self-flanged lower reflector. (CP x .77)
- 77 SofTex Pewter self-flanged lower reflector. (CP x .87)
- 82 Sloped ceiling adapter. Specify slope in 5° increments up to 30°.
- 90 SofTex Champagne Gold self-flanged lower reflector. (CP x .90)

- 91 SofTex Wheat self-flanged lower reflector. (CP x .88)
- 94 Custom color self-flanged lower reflector. Consult factory.
- 97 Other voltage ballast instead: 240 volt only.
- 99 Special modification. Consult factory.
- LT With 4000°K lamp instead of standard 3000°K lamp.

SUBMITTAL DATA

APPROVAL STAMP

JOB NAME _____

TYPE _____

WATTAGE _____ VOLTAGE _____

CATALOG NUMBER _____

• AEC = Annual Energy Cost per 1000 lumens (based on 3000 hours use @ \$0.08 KWH).

* LER = Luminaire Efficiency Rating

LER = Luminaire Effic. x Total Lamp Lumens x Ballast Factor
Input Watts

THIS FIXTURE HAS BEEN REPLACED BY QOR10079 SOME DESIGN OPTIONS MAY HAVE CHANGED

LIMITED WARRANTY: CATALOGUED KIRLIN FIXTURES ARE WARRANTED FREE OF DEFECTS IN WORKMANSHIP OR MATERIAL FOR THREE YEARS FROM DATE OF PURCHASE. INSTALLATION, E.C., IN NORMAL USE. Manufacturer at his option will replace or repair such fixture or refund the purchase price on presentation of proof of purchase and defective fixture at the office of manufacturer within the year of original shipment. Liability of manufacturer is limited to the foregoing, and manufacturer shall not be liable for any other damages, direct or indirect, sustained or suffered by purchaser or any person. This warranty is supplied on the understanding that other warranties, expressed or implied, shall not be construed to modify or limit this warranty. Seller does not warrant as to merchantability or fitness for a particular use, nor liability or statement constitute a warranty of amendment this specific warranty. Abnormal use, abuse of the fixture, improper installation, or repair, or modification of the fixture without prior written authorization from the manufacturer will void this warranty only.