

Healthcare: MRI

NON-MAGNETIC CONSTRUCTION FOR MRI USE

Fixture shall be built of non-magnetic materials and suitable for use in M.R.I. (Magnetic Resonance Imaging) Rooms.

Lamp to be suitable for operation on D.C. circuits.

Features

Lamp

- Designed for: 200 watt (maximum) inside frosted A-21, RR60935. 300 watt (maximum) inside frosted PS-25, RR61236.
- For operation on D.C. circuits.

Socket

- Horizontal.
- Medium Base. Glazed porcelain.
- Nickel-plated brass screw shell. Silicone leads.

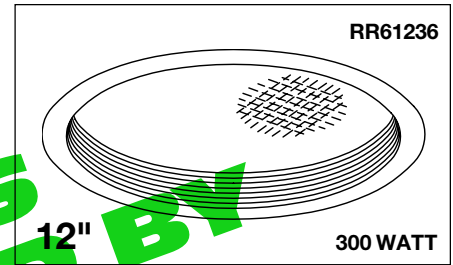
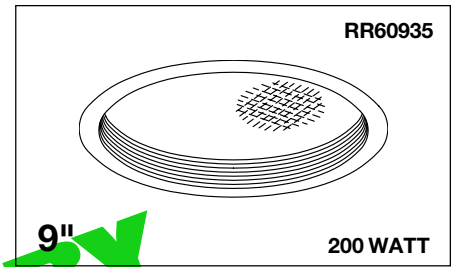
Reflector

- Specular Alzak® aluminum.

Trim Assembly

- Seamless, tapered black OptiGroove with white flange.
- Prismatic low brightness, spread distribution lens.
- Self-flanged trim.

- Non-ferrous torsion springs retain snug fit to ceiling.
- Optional lenses, flat trim, or white flare trim available. See Options.
- Housing**
 - Acrylic enameled aluminum.
 - Cool: Dissipates heat across entire surface area.
 - Rustproof. Exceeds 1000 hour ASTM 5% salt spray test.
 - Entire luminaire serviced through removable trim assembly.
 - Built-in plaster frame.
- Outlet Box**
 - 100% aluminum.
- Installation**
 - 27" aluminum channel bar hangers supplied (2).
 - Fully adjustable non-magnetic universal mounting brackets supplied (2).
- UL, C-UL (Canada) Listings**
 - Wet, damp or dry locations, covered ceilings.

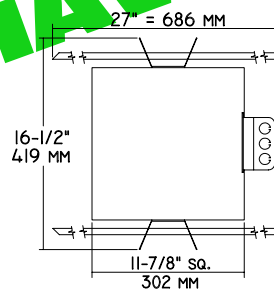
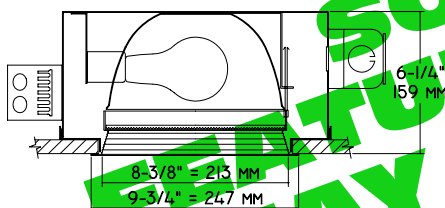


- Through-branch circuit conductors (up to 6#12).
- Three Year Limited Warranty**
- Complete standard fixture.
- Thermal Protection**
- Per current NEC.

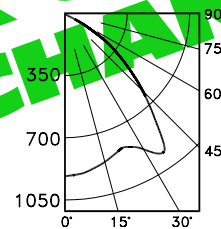
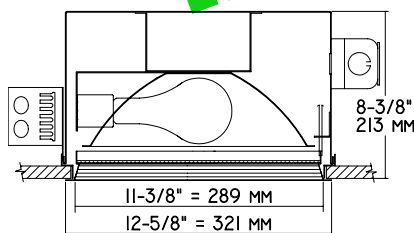
NOT RESTRICTED TO END-OF-RUN USE

Performance at a Glance

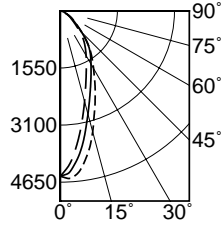
RR60935



RR61236



RR60935 S/MH 1.5



RR61236 S/MH 0.6

Cone of Light*

Ft.	FC	Dia.
6	25.6	7.5
8	14.4	10.0
10	9.2	12.6
12	6.4	15.1
14	4.7	17.6
16	3.6	20.1

RR60935

Cone of Light Key

- Ft. Mounting height
- FC Footcandles
- Dia. Circle of light at 50% of FC

* Dia. (in ft.) shown is where FC value is half the FC at nadir. Distribution curve and S/MH data for RR60935 is shown 90° to lamp axis.

Cone of Light*

Ft.	FC	Dia.
6	124.7	3.8
8	70.1	5.1
10	44.9	6.3
12	31.2	7.6
14	22.9	8.8
16	17.5	10.1

RR61236

THE KIRLIN COMPANY

3401 EAST JEFFERSON AVENUE • DETROIT, MICHIGAN 48207-4232
(313) 259-6400 • Fax: (313) 259-9409 OR (313) 259-3121

MRI INCANDESCENT
HEALTHCARE LIGHTING

LAMP
A-21
PS-25

MAXIMUM WATTAGE
200
300

CATALOG NUMBERS
RR60935
RR61236


Detailed Photometry - Installed Fixture

FROM I.T.L. (BOULDER, CO)

RR60935

CANDLEPOWER DISTRIBUTION

COEFFICIENTS OF UTILIZATION



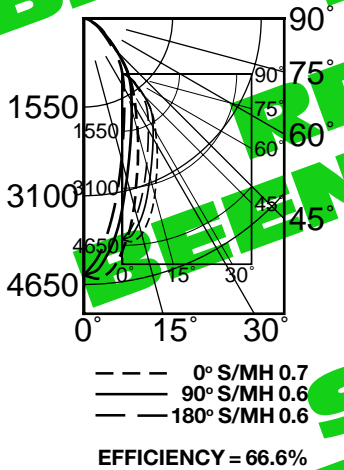
	0.0	45.0	90.0	135.0	180.0
0	920	920	920	920	920
5	885	896	917	934	938
15	781	805	858	895	916
25	699	732	805	860	852
35	550	738	921	1012	907
45	327	454	600	604	545
55	159	214	273	271	256
65	73	86	97	97	95
75	20	24	26	20	19
85	0	0	0	0	0
90	0	0	0	0	0

RF	20						
	80			50			
RC	70	50	30	10	50	30	10
PW							
1	55	53	51	50	50	48	47
2	51	47	45	42	45	43	41
3	47	43	39	37	40	38	36
4	43	38	35	32	37	34	31
5	40	35	31	28	33	30	28
6	37	32	28	25	30	27	25
7	35	29	25	22	28	24	22
8	32	26	23	20	25	22	20
9	30	24	21	18	24	20	18
10	28	22	19	17	22	19	16

RR61236

CANDLEPOWER DISTRIBUTION

COEFFICIENTS OF UTILIZATION



	0.0	45.0	90.0	135.0	180.0
0	4489	4489	4489	4489	4489
5	4487	4422	4218	4059	3969
15	3398	3318	2901	2798	2546
25	2282	2229	1972	1853	1673
35	1477	1474	1423	1253	1172
45	834	855	818	722	683
55	429	371	415	331	356
65	196	195	184	171	172
75	72	74	72	68	63
85	3	5	3	5	3
90	0	0	0	0	0

RF	20						
	80			50			
RC	70	50	30	10	50	30	10
PW							
1	75	72	70	68	68	67	65
2	70	66	62	60	62	60	58
3	65	60	56	53	57	54	51
4	61	55	50	47	53	49	46
5	57	51	46	42	49	45	42
6	54	47	42	39	45	41	38
7	51	43	39	35	42	38	35
8	48	40	36	33	39	35	32
9	45	38	33	30	37	33	30
10	43	36	31	28	35	31	28

Options

- 18 Anopal flat glass. Not enamelled. Diffusing. May also be used with optional trims.
- 40 White grooveless flare trim assembly instead.
- 45 Gasket between trim flange and ceiling. (Minimizes dust streaks on ceiling.)
- 46 Gasket between lens and trim. Minimizes contaminants and insect entry.
- 94 Custom color OptiGroove, flare trim and / or flange. Consult factory.
- 99 Special modification. Consult factory.
- FR Fresnel lens instead. Concentric prisms. May also be used with optional trims.
- FT Flat white trim instead. Standard with prismatic flat glass or add Option -18 or -FR.

SUBMITTAL DATA

APPROVAL STAMP

JOB NAME _____

TYPE _____

WATTAGE _____ VOLTAGE _____

CATALOG NUMBER _____

LIMITED WARRANTY: CATALOGUED KIRLIN FIXTURES ARE WARRANTED FREE OF DEFECTS IN WORKMANSHIP OR MATERIAL FOR THREE YEARS FROM DATE OF PURCHASE. INSTALLATION TO N.E.C. / IN NORMAL USE. Manufacturer at his option will replace or repair such fixture or refund the purchase price on presentation of proof of purchase and defective fixture within three years of original shipment. Liability of manufacturer is limited to the foregoing, and manufacturer shall not be liable for any other damages, direct or indirect, sustained or suffered by purchaser or any person. This warranty is supplied to the buyer in place of all other warranties, expressed or implied. Seller does not warrant as to merchantability or fitness for particular use. Abuse of this specific warranty, improper installation, or repair, or modification of the fixture without prior written authorization from the manufacturer will void the warranty only.