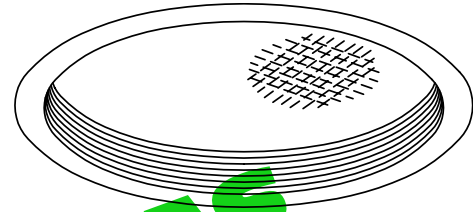


14-1/2"

REGRESSED LENS: AUDITORIUM / ATRIUM



Features

Lamp

- Designed for 400 watt clear E/ED/BT-37 vertical.
- See Option -43 for optional lower wattage.
- Option -23 for Mercury, Option -24 for HPS.

Socket

- Vertical. Mogul base.
- Glazed porcelain.
- Nickel-plated brass screw shell. Silicone leads.

Reflector

- Specular Alzak® aluminum.

Trim Assembly

- Seamless tapered black OptiGroove with white flange.
- Self-flanged trim.
- UV absorbing tempered low brightness prismatic glass.
- Torsion springs retain snug fit to ceiling.

Ballast Assembly

- WhisperPack™ fully encapsulated 180°C rated HPF ballast.
- Premium Class H; CWA 10:10 regulation.
- Capacitor supplied.
- 120 volt standard or see optional voltages.
- Cool, quiet, long-life. Silicone leads.
- Visible and easily serviced in all ceilings including dry wall.

Fuse

- Fused primary. Renewable. Aids servicing.

Housing

- Acrylic enameled aluminum.

- Cool: Dissipates heat across entire surface area.
- Rustproof: Exceeds 1000 hour ASTM 5% salt spraytest.
- Entire luminaire serviced through removable trim assembly.
- Built-in plaster frame.

Outlet box

- Prewired 14 GA (NEC) galvanized steel, UL listed.
- Removable insulated cover.
- 1/2" and 3/4" knockouts.

Installation

- 27" galvanized channel bar hanger supplied (2).
- Fully adjustable universal mounting brackets supplied (2).
- Recesses indoor or outdoor in covered locations.

UL Listing

- Wet, damp or dry locations, covered ceilings.
- Through-branch circuit conductors (6 #12).

Three Year Limited Warranty

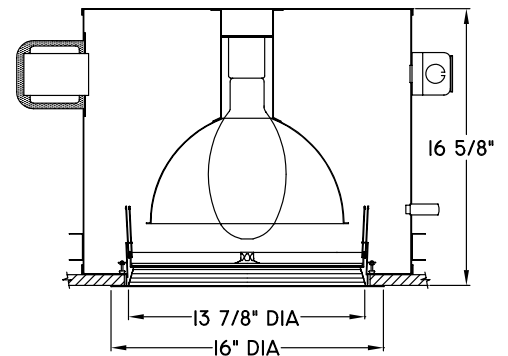
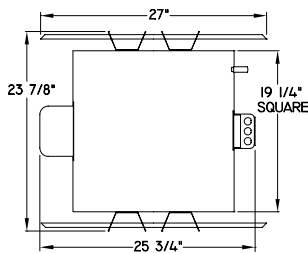
- Complete standard fixture.

Thermal Protection

- Per current NEC.

THIS FIXTURE HAS BEEN REPLACED BY RR-13069 FOR SOME DESIGNS. SOME DESIGNS MAY HAVE CHANGED.

APPROVAL STAMP



THE KIRLIN COMPANY

3401 EAST JEFFERSON AVENUE ■ DETROIT, MICHIGAN 48207-4232
(313) 259-6400 ■ FAX: (313) 259-9409 OR (313) 259-3121

**HIGH EFFICIENCY
METAL HALIDE LIGHTING**

LAMP
E/ED/BT-37

WATTAGE
400

RR51424

DATA

SUBMITTAL

VOLTAGE

WATTAGE

TYPE

MODEL

JOB NAME

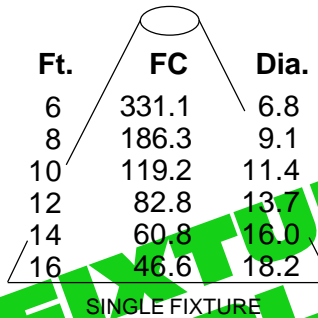
LOCATION

RR51424 RECESSED ROUND: 400 WATT MOGUL BASE METAL HALIDE

KIRLIN

Performance at a Glance - Installed Fixture

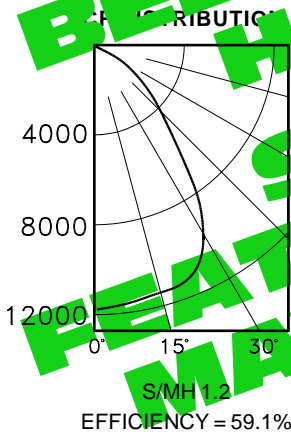
Cone of Light



Cone of Light Key

- Ft. Mounting height
- FC. Footcandles (average)
- Dia. Circle of light at 50% of FC
- Dia. (in ft.) shown is where FC value is half the FC at nadir.

Details - Photometric Data - Installed Fixture



CANDLEPOWER DISTRIBUTION	CANDLEPOWER DISTRIBUTION				
	0.0	22.5	45.0	67.5	90.0
5	11921	11921	11921	11921	11921
10	11804	11804	11804	11804	11804
15	11395	11395	11395	11395	11395
20	10735	10735	10735	10735	10735
25	8166	8166	8166	8166	8166
30	4354	4354	4354	4354	4354
35	2157	2157	2157	2157	2157
40	1053	1053	1053	1053	1053
45	480	480	480	480	480
50	5	5	5	5	5
55	0	0	0	0	0

EFFICIENCIES OF USE	EFFICIENCIES OF USE						
	RF	50	30	10	50	30	10
1	66	64	62	60	60	59	57
2	61	58	54	52	54	52	50
3	57	52	48	45	49	46	44
4	53	47	43	40	45	42	39
5	49	43	39	35	41	38	35
6	46	39	35	32	38	34	31
7	43	36	32	29	35	31	28
8	40	33	29	26	32	29	26
9	38	31	27	24	30	26	24
10	36	29	25	22	28	24	22

Options

- 23 Mercury ballast instead. 400 watt standard or see Option -43. Specify voltage.
- 24 HPS ballast instead. 400 watt standard or see Option -43. Specify voltage.
- 40 White grooveless flare trim assembly instead.
- 43 Lower wattage mogul base - specify voltage and wattage for: Metal Halide: 250, 175; Mercury: 250, 175; HPS: 250, 150.
- 45 Gasket above trim flange (between trim and ceiling).
- 46 Gasket between trim and lens.
- 49 Extra circuit DCB socket. (250 watt max.) Must not be energized simultaneously with main source.
- 58 277 volt 60 Hz. ballast instead.
- 65 Relay and DCB socket. (250 watt max.) With fixture energized, provides immediate light during HID outage. Also see Option -66.
- 66 Time delay relay and DCB socket. (250 watt max.) When energized, provides light until HID reaches 70% output.
- 94 Custom color trim assembly.
- 97 Other voltage ballasts. Consult factory.
- 99 Special modification. Consult factory.
- FT Flat white trim with UV absorbing tempered prismatic glass instead.
- LP With lamp. Specify source, wattage, color temperature, and clear or coated (3700°K standard for MH). Consult factory for other color temperatures.
- LS With tungsten halogen standby lamp. (250 watt max.) Use only with Options -49, -65 or -66.

THE KIRLIN COMPANY

3401 EAST JEFFERSON AVENUE ■ DETROIT, MICHIGAN 48207-4232
(313) 259-6400 ■ FAX: (313) 259-9409 OR (313) 259-3121

RR51424

WATTAGE 400 LAMP E/ED/BT-37

HIGH EFFICIENCY METAL HALIDE LIGHTING

LIMITED WARRANTY: CATALOGED KIRLIN FIXTURES ARE WARRANTED FREE OF DEFECTS IN WORKMANSHIP OR MATERIAL FOR THREE YEARS FROM DATE OF PURCHASE. INSTALLATION TO N.E.C. (NORMAL USE). Manufacturer of this option will replace or repair such fixture or refund the purchase price on presentation of proof of purchase and defective fixture at the office of manufacturer within three years of original shipment. Liability of manufacturer is limited to the foregoing, and manufacturer shall not be liable for any other damages, direct or indirect, sustained by purchaser or any person. This warranty is supplied to the buyer in place of all other warranties, expressed or implied. Seller does not warrant as to merchantability or fitness for a particular use, nor will any oral statement constitute a warranty or amend this specific warranty. Abnormal use, abuse of the fixture, improper installation, or repair, or modification of the fixture without prior written authorization from the manufacturer will render the warranty void.

BULLETIN 92MH
NOVEMBER 1997