

Parabolic Downlights: Indoor or Outdoor High-Low Circuit Available: Option -HL

Features

Lamp

- Designed for:
 - 175 watt clear E/ED-17 metal halide.
 - See Option -43 for lower wattage.
 - Option -23 for Mercury, Option -24 for HPS, Option -29 for White Son.

Socket

- Vertical. Medium base. Glazed porcelain.
- Nickel-plated brass screw shell. Silicone leads.

Reflectors

- Upper: Parabolic specular Alzak® aluminum.
- Lower: Low brightness parabolic specular Alzak aluminum, self-flanged.
- 13 optional lower reflector finishes available.

Lens

- UV absorbing tempered Industrix mounted to upper reflector. (Medium distribution)
- UV absorbing tempered prismatic C#73 glass instead (Option -15). (Wider distribution)
- UV absorbing clear tempered glass instead (Option -28). (Narrower distribution)

Ballast Assembly

- WhisperPack™ fully encapsulated 180°C rated HPF ballast: 3 year warranty.
- Premium Class H; CWA 10:10 regulation.
- Capacitor supplied.
- 120 volt standard or see optional voltages.
- Cool, quiet, long-life. Silicone leads.
- Visible and easily serviced in all ceilings including dry wall.

Fuse

- Fused primary. Renewable. Aids servicing.

Housing

- Acrylic enameled aluminum.
- Cool: Dissipates heat across entire surface area. Ventilated.
- Rustproof: Exceeds 1000 hour ASTM 5% salt spray test.
- Entire luminaire serviced through removable reflector. For top access see Option -TA.
- Built-in plaster frame.
- **Outlet Box**
 - Prewired 14 GA (NEC) galvanized steel, UL listed, with removable insulated cover.
 - 1/2" and 3/4" knockouts.

Installation

- 27" galvanized hanger bars supplied (2).
- Fully adjustable universal mounting brackets supplied (2).
- Recesses indoor or outdoor in covered locations.

UL, C-UL (Canada) Listings

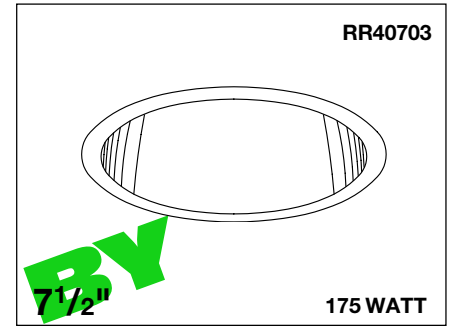
- Wet, damp or dry locations, covered ceilings.
- Through-branch circuit conductors (6 #12).

Three Year Limited Warranty

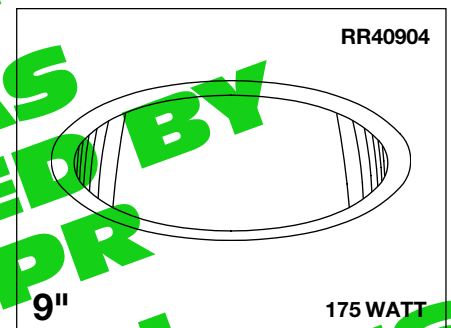
- Complete standard fixture.

Thermal Protection

- Per current NEC.

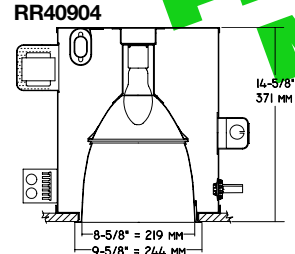
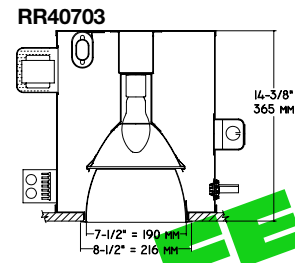


RR40703
0.2 to 0.6 S/MH Ratios
Fourteen Lower Cone Finishes

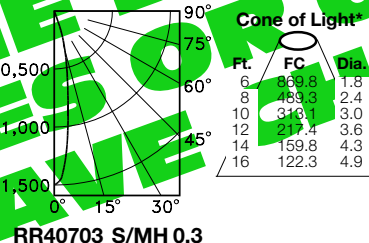


RR40904
Exceptional Low Brightness
3 Beam Spreads Available

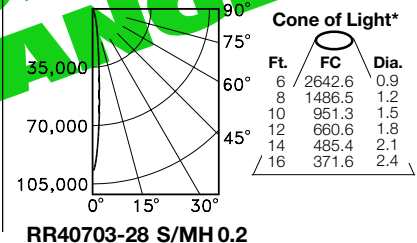
Performance at a Glance



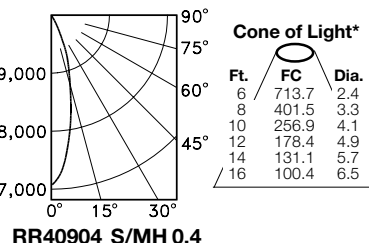
Cone of Light Key
Ft. Distance from fixture
FC Footcandles (average)
Dia. Circle of light at 50% of FC
 * Dia. (in ft.) shown is where FC value is half the FC at nadir.



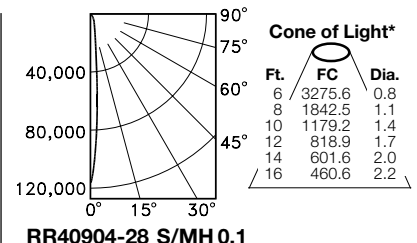
RR40703 S/MH 0.3



RR40703-28 S/MH 0.2



RR40904 S/MH 0.4



RR40904-28 S/MH 0.1

THE KIRLIN COMPANY

3401 EAST JEFFERSON AVENUE • DETROIT, MICHIGAN 48207-4232
 (313) 259-6400 • Fax: (313) 259-9409 OR (313) 259-3121 • www.light-link.com/kirlin

PRECISION LIGHTING
METAL HALIDE

MAXIMUM WATTAGE
175 E/ED-17
175 E/ED-17

CATALOG NUMBERS
RR40703
RR40904

THE KIRLIN COMPANY RESERVES THE RIGHT TO CHANGE, WITHOUT NOTICE, DETAILS OR SPECIFICATIONS IN PRODUCT DESIGN.

Alzak® is a registered trademark of ALCOA.

**RR40703
RR40904**

KIRLIN

RECESSED ROUND: 175 WATT MEDIUM BASE METAL HALIDE

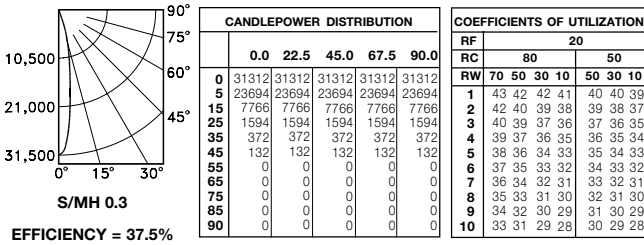
Detailed Photometry - Installed Fixture

FROM I.T.L. (BOULDER, CO)

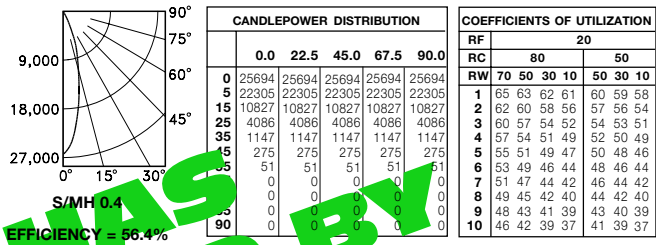
RR40703: TEST NUMBER 42591
RR40703-15: TEST NUMBER 42592
RR40703-28: TEST NUMBER 42593
RR40904: TEST NUMBER 43898
RR40904-15: TEST NUMBER 43896
RR40904-28: TEST NUMBER 43897

LIMITED WARRANTY: CATALOGUED KIRLIN FIXTURES ARE WARRANTED FREE OF DEFECTS IN WORKMANSHIP OR MATERIAL FOR THREE YEARS FROM DATE OF PURCHASE. INSTALLATION MUST BE BY A QUALIFIED ELECTRICIAN. THE PURCHASER'S OBLIGATION IS TO FOLLOW THE INSTALLATION INSTRUCTIONS. THE MANUFACTURER SHALL NOT BE LIABLE FOR ANY OTHER DAMAGES, DIRECT OR INDIRECT, SUSTAINED OR SUFFERED BY PURCHASER OR ANY PERSON. THIS WARRANTY IS APPLIED TO THE ORIGINAL PURCHASER AND IS NOT TRANSFERABLE. SELLER DOES NOT WARRANT AS TO MERCHANTABILITY OR FITNESS FOR A PARTICULAR USE, AND WILL ASSUME NO LIABILITY FOR SUCH USE. THIS WARRANTY IS VOID WHERE PROHIBITED BY LAW. © KIRLIN LIGHTING, INC. 2010

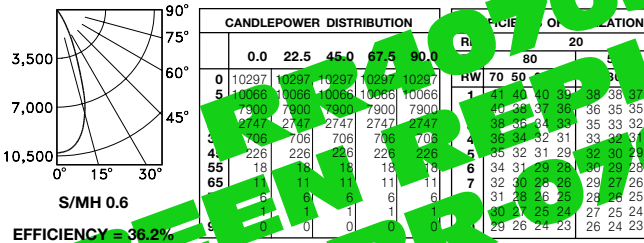
RR40703 *LER = 23.2 •AEC = \$10.35



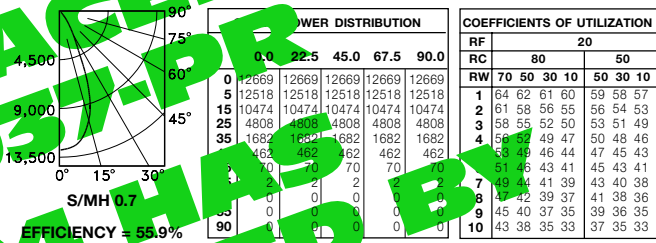
RR40904 *LER = 34.9 •AEC = \$6.88



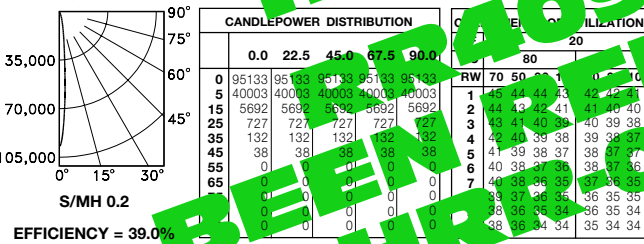
RR40703-15 *LER = 22.4 •AEC = \$10.72



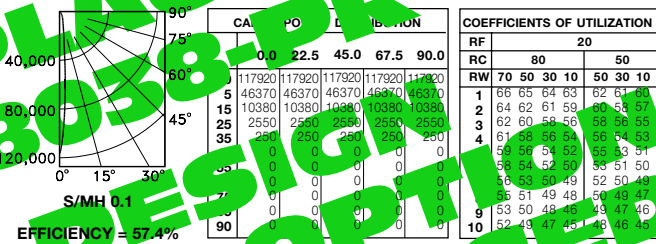
RR40904-15 *LER = 34.6 •AEC = \$6.94



RR40703-28 *LER = 24.1 •AEC = \$9.95



RR40904-28 *LER = 35.5 •AEC = \$6.76



* LER = Luminaire Efficacy Rating
LER = Luminaire Effic. x Total Lamp Lumens x Ballast Factor / Input Watts

• AEC = Annual Energy Cost per 1000 lumens (based on 3000 hours use @ \$0.08 KWH).

Estimated Multipliers

- 71 SofTex Dune: CP x .95
- 72 Black Alzak: CP x .80
- 73 Champagne Gold Alzak®: CP x .98
- 74 SofTex Champagne Gold: CP x .98
- 75 White: CP x .98
- 76 Dune Alzak: CP x .97
- 77 Wheat Alzak: CP x .97
- 78 SofTex Clear: CP x .88
- 79 Umber anodized Alzak lower cone. (CP x .95)
- 80 Pewter anodized Alzak lower cone. (CP x .90)
- 81 Specular or SofTex custom color / finish lower cone. Consult factory.
- 82 Other voltage ballast. Consult factory.
- 83 Special modification. Consult factory.
- 84 High to Low light output - provides 100% to 50% bi-level lighting. 120 or 277V only for 175W MH or 150 HPS only. Requires separate control circuit.
- 85 With clear lamp. Specify source, wattage and color temperature (3700°K standard for MH.) Consult factory for other color temperatures.
- 86 With tungsten halogen standby lamp. (100W max.) Use only with Options -49, -65 or -66.
- 87 OptiGroove black seamless tapered aluminum lower reflector. White trim, self-flanged. (CP x .82)
- 88 Top access modification for servicing from above.

Options

- 15 UV absorbing tempered prismatic C#73 flat glass instead. Wider distribution. (S/MH = 0.6)
- 16 Champagne Gold Alzak lower cone. (CP x .98)
- 23 Mercury ballast instead. 100ME or see Option -43.
- 24 HPS ballast instead. 150ME or see Option -43.
- 28 UV absorbing clear tempered glass instead.
- 29 White Son 100W 120V ballast instead (ED17 lamp: 85 CRI / 2700°K / 10,000 hour life)
- 30 White lower reflector, self-flanged. (CP x .98)
- 31 White flange (only) on Alzak lower reflector.
- 32 Trim extender. Broadens trim flange O.D. by 1".
- 43 Lower wattage medium base - specify: Metal Halide: 150, 100, 70, 50, 35; Mercury: 75, 50; HPS: 100, 70, 50, 35; White Son: 50.
- 45 Gasket above reflector flange.
- 49 Extra circuit DCB socket (100W max.) Must not be energized simultaneously with main source.
- 58 277 volt 60 Hz. ballast instead.
- 63 Dune specular Alzak lower cone. (CP x .97)
- 65 Standby relay and DCB socket. (100W max.) With fixture energized, provides immediate light during HID outage. Also see Option -66.
- 66 Time delay standby relay and DCB socket. (100 watt max.) When energized, provides light until HID reaches 70% output.
- 69 Wheat specular Alzak lower cone. (CP x .97)
- 70 SofTex Clear lower cone. (CP x .98)
- 71 SofTex Dune lower cone. (CP x .95)
- 72 Black anodized Alzak lower cone. (CP x .80)
- 79 Extension collar for up to 2" thick ceilings.
- 82 Sloped ceiling adapter. Specify slope in 5° increments up to 30°.
- 90 SofTex Champagne Gold lower cone. (CP x .96)
- 91 SofTex Wheat lower cone. (CP x .95)

SUBMITTAL DATA

APPROVAL STAMP

JOB NAME _____

TYPE _____

WATTAGE _____ VOLTAGE _____

CATALOG NUMBER _____