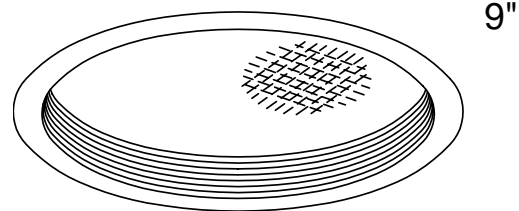


FOR POURED CONCRETE CEILINGS REGRESSED LENS



Features

Lamp

- Designed for 300 watt maximum horizontal PS25.

Socket

- Horizontal. Medium base.
- Glazed porcelain.
- Nickel-plated brass screw shell. Silicone leads.

Reflector

- Specular Alzak® aluminum.

Trim Assembly

- Seamless tapered black OptiGroove with white flange. Fully gasketed. Self-flanged trim.
- UV absorbing tempered low brightness prismatic C#73 glass. Fully gasketed.
- Torsion springs retain snug fit to ceiling.
- Optional lens listed in Options.
- Optional white grooveless flare assembly or flat white trim instead (See Options - 40 and -FT).

Housing

- 16 GA. galvanized steel; red oxide rustproof primer coat with black enamel finish.
- Entire luminaire serviced through removable trim assembly.

Outlet Box

- Prewired 14 GA. (NEC) galvanized steel, UL listed.
- Removable insulated cover.
- 1/2" and 3/4" knockouts.

Installation

- Recesses indoor or outdoor in poured concrete ceilings. 90° feed wire needed.

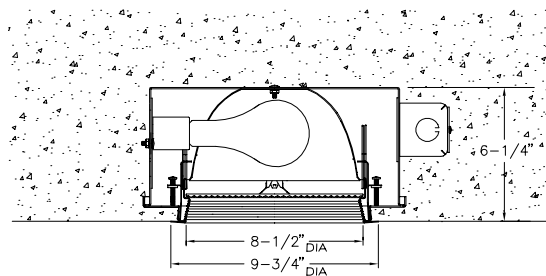
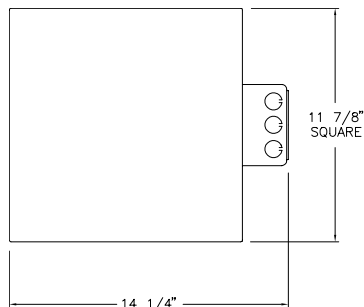
UL, C-UL (Canada) Listings

- For use in poured concrete.
- Through-branch circuit conductors (6 #12).

Three Year Limited Warranty

- Complete standard fixture.

THIS FIXTURE IS NO LONGER AVAILABLE FOR CONSULT FACTORY REPLACEMENT



THE KIRLIN COMPANY

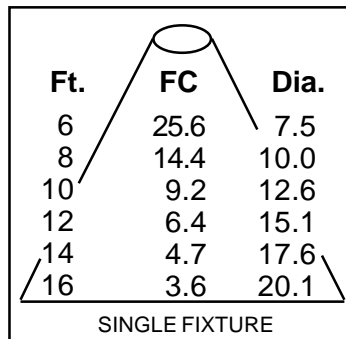
3401 EAST JEFFERSON AVENUE • DETROIT, MICHIGAN 48207-4232
(313) 259-6400 • Fax: (313) 259-9409 OR (313) 259-3121

Detailed Photometry - Installed Fixture

NOTE:

Photometric data shown is for a 200 watt lamp. Results for a 300 watt lamp would be similar, but not identical.

Cone of Light




Cone of Light Key

- Ft.** Distance to Surface from fixture
- FC** Footcandles
- Dia.** Circle of light at 50% of FC

Dia. (in ft.) shown is where FC value is half the FC at nadir.

CP DISTRIBUTION



CANDLEPOWER DISTRIBUTION	DISTANCE (FT.)				
	0.0	45.0	90.0	135.0	180.0
5	920	920	920	920	920
5	885	896	917	934	938
5	781	805	858	895	916
5	699	732	805	860	852
5	550	738	921	1012	907
5	327	484	600	604	545
5	159	214	273	271	256
6	73	86	97	97	95
7	20	24	26	20	19
8	0	0	0	0	0
9	0	0	0	0	0

EFFICIENCY (%)	DISTANCE (FT.)						
	0	30	50	10	50	30	10
2	55	53	51	50	50	48	47
2	51	47	45	42	45	43	41
3	47	43	39	37	40	38	36
4	43	38	35	32	37	34	31
5	40	35	31	28	33	30	28
6	37	32	28	25	30	27	25
7	35	29	25	22	28	24	22
8	32	26	23	20	25	22	20
9	30	24	21	18	24	20	18
10	28	22	19	17	22	19	16

THIS FIXTURE IS NO LONGER AVAILABLE FOR CONSULTATION REPLACEMENT

Options

- 27 Clear 1/4" tempered glass beneath prismatic flat lens for vandal resistance.
- 40 White grooveless flare trim assembly instead.
- 94 Custom color trim assembly. Consult factory.
- 99 Special modification. Consult factory.
- FR Fresnel tempered lens instead. Concentric prisms.
- FT Flat white trim instead. Standard with UV absorbing tempered prismatic glass or add Option -FR or -HO.
- HO Holophane tempered concave prismatic lens instead.
- LP With lamp. Specify wattage.

SUBMITTAL DATA

APPROVAL STAMP

JOB NAME _____

TYPE _____

WATTAGE _____ VOLTAGE _____

CATALOG NUMBER _____

LIMITED WARRANTY: CATALOGED KIRLIN FIXTURES ARE WARRANTED FREE OF DEFECTS IN WORKMANSHIP OR MATERIAL FOR THREE YEARS FROM DATE OF PURCHASE. INSTALLATION, ETC., IS NORMAL USE. MANUFACTURER AT HIS OPTION WILL REPAIR OR REPLACE SUCH FIXTURE OR RETURN THE PURCHASE PRICE OR PRESENTATION OF PROOF OF PURCHASE AND DEFECTIVE FIXTURE AT THE OFFICE OF MANUFACTURER WITHIN THE YEAR OF ORIGINAL INCEPTION. LIABILITY OF MANUFACTURER IS LIMITED TO THE FOREGOING, AND MANUFACTURER SHALL NOT BE LIABLE FOR ANY OTHER DAMAGES, DIRECT OR INDIRECT, SUSTAINED OR SUFFERED BY PURCHASER OR ANY PERSON. THIS WARRANTY IS SUPPLIED FOR THE EXCLUSIVE PLACE OF ALL OTHER WARRANTIES, EXPRESS OR IMPLIED. SELLER DOES NOT WARRANT AS TO MERCHANTABILITY OR FITNESS FOR A PARTICULAR USE, AND USER SHALL BE RESPONSIBLE FOR THE PROPER INSTALLATION, REPAIR, OR MODIFICATION OF THE FIXTURE WITHOUT PRIOR WRITTEN AUTHORIZATION FROM THE MANUFACTURER. THIS FIXTURE IS NO LONGER AVAILABLE FOR CONSULTATION REPLACEMENT.