

## Type IC Open Wall Wash for 150 Watt Source

### Features

#### Lamp / Socket

- Designed for: Vertical 150 watt (max.) A-21 inside frosted incandescent lamp (by others).
- Dimmable (controls by others).
- Glazed porcelain medium base socket.

#### Reflectors

- Inner: Self-flanged specular Alzak® aluminum. Adjusts 360° for precise wall wash position.
- Nine optional self-flanged colors and finishes available. See Options.
- Optional double wall wash available.
- Outer: Etched and anodized 100% aluminum for uniform wall washing.

#### Housing

- Acrylic enameled 100% aluminum.
- Rustproof: Exceeds 1000 hour ASTM 5% salt spray test.
- Cool: Dissipates heat across entire surface area.
- Entire luminaire visible and serviceable from below through removable reflector assembly.
- Built-in plaster frame. Also see Option -79.

#### Outlet Box

- Prewired 14GA (NEC) galvanized steel. UL listed. With removable insulated cover.
- 1/2" and 3/4" knockouts.

#### Installation

- 27" galvanized hanger bars supplied (2).
- Fully adjustable universal galvanized mounting brackets supplied (2). Accepts 3/4" or 1-1/4" lathers channel or 1/2" I.S. conduit.
- Recesses indoor or outdoor in covered ceilings.

#### UL, C-UL (Canada) Listings

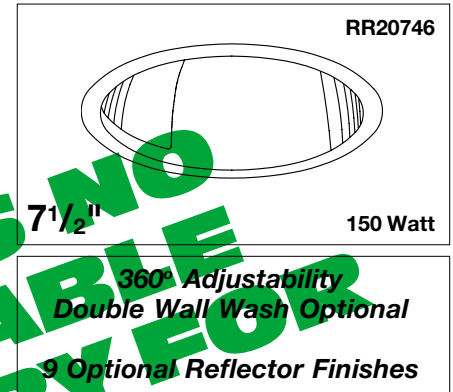
- Wet, damp or dry locations, covered ceilings.
- Through-branch circuit conductors (6 #12 AWG 90°C).
- Type IC - Approved for direct contact with insulation.

#### Three Year Limited Warranty

- Complete standard fixture.

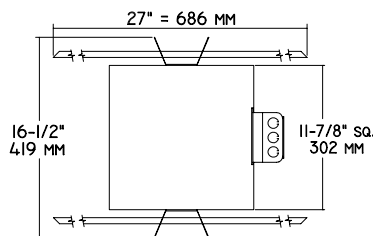
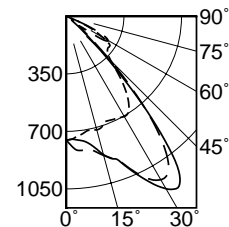
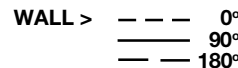
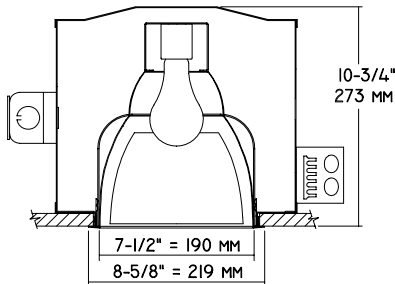
#### Thermal Protection (Per Current NEC)

- Thermal protector included which provides automatic cut-off if rated wattage is exceeded.



### Performance at a Glance

RR20746



DISTANCE FROM CEILING IN FEET	SINGLE FIXTURE				MULTIPLE FIXTURES						
	1'	2'	3'	4'	3' CENTERS	4' CENTERS	4' CENTERS	4' CENTERS			
1	3.5	2.8	2.1	1.8	1.6	10.3	10.0	10.3	9.0	8.2	9.0
2	19.6	17.1	9.1	4.3	2.0	31.6	31.5	31.6	26.1	22.2	26.1
3	15.2	13.2	8.7	5.5	3.1	30.0	29.2	30.0	24.1	21.8	24.1
4	14.9	13.3	9.6	5.4	3.1	29.8	31.0	29.8	23.8	23.8	23.8
5	11.0	10.6	10.6	7.2	3.7	29.5	29.4	29.5	21.2	26.0	21.2
6	7.6	7.6	8.3	8.0	5.3	28.4	25.8	28.4	21.0	21.8	21.0
7	5.7	5.7	6.1	6.5	5.9	24.3	24.4	24.3	20.4	18.5	20.4
8	4.5	4.5	4.7	5.1	5.1	21.7	22.0	21.7	17.9	17.0	17.9
9	3.8	3.8	3.9	4.1	4.2	20.1	19.9	20.1	15.9	16.4	15.9

## THE KIRLIN COMPANY

3401 EAST JEFFERSON AVENUE • DETROIT, MICHIGAN 48207-4232  
(313) 259-6400 • Fax: (313) 259-9409 OR (313) 259-3121

### NEW MILLENNIUM

### TUNGSTEN HALOGEN and INCANDESCENT LIGHTING

LAMP

A-21

MAXIMUM WATTAGE

150

CATALOG NUMBER

RR20746

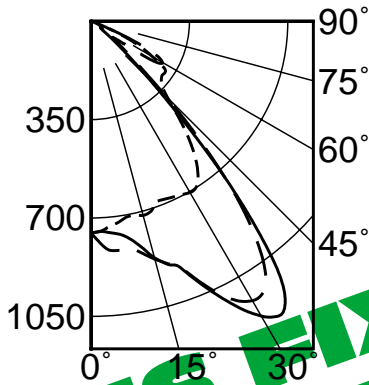
THE KIRLIN COMPANY RESERVES THE RIGHT TO CHANGE, WITHOUT NOTICE, DETAILS OR SPECIFICATIONS IN PRODUCT DESIGN.

Alzak® is a registered trademark of ALCOA.

### Detailed Photometry - Installed Fixture

FROM I.T.L. (BOULDER, CO) TEST NUMBER 47260

**RR20746 150W**



0° S/MH 1.4  
 90° S/MH 1.7  
 180° S/MH 1.6  
**EFFICIENCY = 67.9%**

**Estimated Multipliers**

- 16 Champagne Gold Alzak®: CP x .93
- 63 Dune Alzak: CP x .90
- 69 Wheat Alzak: CP x .88
- 70 SofTex Clear: CP x .90
- 71 SofTex Dune: CP x .81
- 90 SofTex Champagne Gold: CP x .84
- 91 SofTex Wheat: CP x .80
- 93 Pewter Alzak: CP x .85

### CANDLEPOWER DISTRIBUTION

	0.0	45.0	90.0	135.0	180.0
0	753	753	753	753	753
5	734	735	755	786	819
15	715	804	871	879	876
25	690	948	1080	1089	1068
35	663	1001	1204	1123	1079
45	386	340	300	357	372
55	320	215	41	77	121
65	137	103	30	110	178
75	8	5	5	5	5
85	0	0	0	0	0
90	0	0	0	0	0

### Coefficient of Utilization

RF	20					
RC	70	50	30	10	30	10
1	76	74	72	70	68	66
2	71	67	63	60	63	58
3	66	60	56	53	57	51
4	61	55	50	46	52	45
5	57	50	45	41	48	40
6	53	45	40	37	44	36
7	50	42	37	33	40	33
8	46	38	33	30	37	30
9	43	35	30	27	34	27
10	41	33	28	25	32	24

THIS FIXTURE IS NO LONGER AVAILABLE FOR CONSULT FACTORY REPLACEMENT

### Options

- 16 Champagne Gold specular Alzak self-flanged inner reflector. (CP x .93)
- 31 White flange (only) on self-flanged inner reflector.
- 32 Trim extender. Broadens trim flange O.D. by 1" to cover larger ceiling opening.
- 45 Gasket above inner reflector flange. Stops dust streaks on ceiling.
- 63 Dune specular Alzak self-flanged inner reflector. (CP x .90)
- 69 Wheat specular Alzak self-flanged inner reflector. (CP x .88)
- 70 SofTex Clear softly etched self-flanged inner reflector. Resists smudges. (CP x .90)
- 71 SofTex Dune softly etched self-flanged inner reflector. Resists smudges. (CP x .81)
- 79 Extension collar for up to 2" thick ceiling.
- 90 SofTex Champagne Gold softly etched self-flanged inner reflector. Resists smudges. (CP x .84)
- 91 SofTex Wheat softly etched self-flanged inner reflector. Resists smudges. (CP x .80)
- 93 Pewter specular Alzak self-flanged inner reflector. (CP x .85)
- 94 Custom color/finish self-flanged inner reflector. Consult factory.
- 99 Special modification. Consult factory.
- DW Double wall wash. 180° opposite.

### SUBMITTAL DATA

### APPROVAL STAMP

JOB NAME \_\_\_\_\_

TYPE \_\_\_\_\_

WATTAGE \_\_\_\_\_ VOLTAGE \_\_\_\_\_

CATALOG NUMBER \_\_\_\_\_

LIMITED WARRANTY: CATALOGED KIRLIN FIXTURES ARE WARRANTED FREE OF DEFECTS IN WORKMANSHIP OR MATERIAL FOR THREE YEARS FROM DATE OF PURCHASE. INSTALLATION, NORMAL USE, MANUFACTURER AT THE OPTION WILL REPAIR OR REPLACE SUCH FIXTURE OR RETURN TO FACTORY FOR REPAIR OR REPLACEMENT AT THE OPTION OF THE PURCHASER. THIS WARRANTY IS SUPPLIED FOR THE FIXTURE AS SHOWN IN THE CATALOG AND DOES NOT COVER DAMAGE TO THE FIXTURE OR TO THE CEILING OR WALL FROM IMPROPER INSTALLATION, OVERLOADING, OR MODIFICATION OF THE FIXTURE WITHOUT PRIOR WRITTEN AUTHORIZATION FROM THE MANUFACTURER. KIRLIN FIXTURES ARE NOT TO BE USED IN HAZARDOUS OR EXPLOSIVE ENVIRONMENTS. THE PURCHASER SHALL BE RESPONSIBLE FOR OBTAINING ALL NECESSARY PERMITS AND APPROVALS PRIOR TO INSTALLATION. THE PURCHASER SHALL BE RESPONSIBLE FOR OBTAINING ALL NECESSARY PERMITS AND APPROVALS PRIOR TO INSTALLATION. THE PURCHASER SHALL BE RESPONSIBLE FOR OBTAINING ALL NECESSARY PERMITS AND APPROVALS PRIOR TO INSTALLATION.